

Age Groups - TriClub Results
1.- Triabolos Triathlon Hamburg E. V. (69,673.0 points)

Start #	Athlete	AG	Country				Time	AGR
1	250 Thomas Deckert	M55-59	- DEU	00:41:55	05:26:09	03:52:31	10:11:36	4453.6
2	403 Etienne Junot	M45-49	- FRA	01:01:57	04:46:54	03:39:59	09:39:12	4374.8
3	401 Stephan Linde	M50-54	- DEU	01:06:05	04:55:02	03:42:07	09:53:45	4285.0
4	404 Malte Schön	M50-54	- DEU	01:16:34	04:58:51	03:26:37	10:00:06	4208.8
5	106 Henning Heimann	M35-39	- DEU	01:12:04	04:41:01	03:21:22	09:23:45	4090.4
6	111 Sonja Blumenberg	F35-39	- DEU	01:12:51	05:30:30	03:56:50	10:52:43	3976.4
7	396 Tobias Schmarbeck	M35-39	- DEU	01:04:44	04:50:10	03:32:03	09:36:28	3937.8
8	402 Catie Hoffmann	F35-39	- DEU	01:15:49	05:31:17	03:58:05	11:00:19	3885.2
9	393 Jan Steinberg	M35-39	- DEU	01:12:35	05:01:55	03:29:03	09:55:02	3715.0
10	399 Birte Krause	F35-39	- DEU	01:16:35	05:39:44	04:05:55	11:16:14	3694.2
11	398 Maike Pawlik	F40-44	- DEU	01:05:59	05:40:58	04:37:16	11:40:22	3579.0
12	408 Petra Goebel	F50-54	- DEU	01:28:48	05:55:42	05:00:26	12:47:15	3404.0
13	394 Sarah Nebelung	F35-39	- DEU	01:13:27	05:57:01	04:18:20	11:44:59	3349.2
14	395 Mirko Niemann	M45-49	- DEU	01:27:01	05:29:31	03:48:42	11:07:07	3319.8
15	406 Samir Schulz-Meinen	M50-54	- DEU	01:25:23	06:10:21	03:54:57	11:45:07	2948.6
16	400 Christina Heeser	F45-49	- DEU	01:15:50	06:22:43	04:41:52	12:34:09	2818.8
17	214 Ines Kersten	F60-64	- DEU	01:24:42	07:05:07	06:09:35	14:57:03	2781.4
18	409 Thomas Brandenburg	M45-49	- DEU	01:21:12	05:35:13	04:48:19	12:08:03	2588.6
19	407 Sven Falkenhagen	M45-49	- DEU	01:14:59	06:12:47	05:00:43	12:47:01	2121.0
20	405 Guido Ploschke	M50-54	- DEU	01:53:23	05:36:28	06:27:26	14:15:43	1141.4
21	410 Johannes Lenhart	M45-49	- DEU	01:19:58	07:25:21	05:50:39	15:00:08	1000.0

2.- Club Triatlón Diablillos De Rivas (62,492.2 points)

Start #	Athlete	AG	Country				Time	AGR
1	1195 Eva Maria Valero Vazquez	F50-54	- ESP	01:05:17	05:30:09	04:11:09	10:57:44	4718.2
2	1214 Ivan Caceres Lopez	M35-39	- ESP	00:55:39	04:46:53	03:00:35	08:50:39	4487.6
3	1197 Luis Encinas Martínez	M35-39	- ESP	00:58:31	04:52:20	03:10:43	09:12:22	4227.0
4	1194 Daniel Puerta	M40-44	- ESP	00:58:04	04:47:59	03:44:52	09:42:22	4226.2
5	454 Gabriel De La Fuente Repiso	M30-34	- ESP	00:59:23	04:52:26	03:15:00	09:17:20	4222.4
6	1204 Jose Ignacio Rodriguez Pardillo	M55-59	- ESP	01:29:04	05:21:40	03:37:11	10:40:23	4108.2
7	1208 Jonatan Cruz Cuevas	M35-39	- ESP	00:56:01	05:04:48	03:18:35	09:30:27	4010.0
8	272 Alejandro Piñeiro	M45-49	- ESP	01:25:43	05:00:26	03:34:06	10:13:34	3962.4
9	1203 Isaac Reguera López	M50-54	- ESP	01:12:43	05:01:51	03:56:27	10:25:08	3908.4
10	273 Miguel Angel Lobato Sotillo	M50-54	- ESP	01:15:39	05:09:54	03:47:52	10:29:21	3857.8
11	1206 Sergio Anton Cañaveras	M30-34	- ESP	00:55:46	05:00:08	03:48:03	09:54:51	3772.2
12	1212 Sergio Roman García	M40-44	- ESP	01:07:09	05:00:45	04:01:25	10:21:01	3762.4
13	1200 Javier Martinez Garcia	M40-44	- ESP	01:25:33	05:42:28	03:26:04	10:46:11	3460.4
14	1199 Javier Cogollo Carretero	M45-49	- ESP	01:25:25	05:16:08	04:09:49	11:07:22	3316.8
15	1207 Raúl Colás Del Álamo	M35-39	- ESP	01:08:47	05:30:57	03:37:31	10:32:53	3260.8
16	1205 Miguel Ángel Pérez Lloría	M45-49	- ESP	01:19:01	05:49:05	03:51:58	11:17:49	3191.4

3.- Power & Pace By Tri-Mag.de (57,384.8 points)

Start #	Athlete	AG	Country				Time	AGR
---------	---------	----	---------	--	--	--	------	-----

Age Groups - TriClub Results
3.- Power & Pace By Tri-Mag.de (57,384.8 points)

Start #	Athlete	AG	Country				Time	AGR
1	370 Tobias Schanne	M45-49	- DEU	01:04:01	04:46:35	03:17:53	09:18:32	4622.8
2	107 Stefanie Otte	F55-59	- DEU	01:21:35	05:18:13	04:36:17	11:32:14	4400.4
3	379 Hartmut Stein	M60-64	- DEU	01:28:55	05:28:12	04:15:02	11:27:06	3878.0
4	371 Jörg Joswig	M40-44	- DEU	01:10:48	05:00:06	03:54:55	10:17:55	3799.6
5	372 Conny Blumert	F40-44	- DEU	01:06:51	05:29:48	04:36:34	11:24:50	3765.4
6	374 Andreas Grüter	M40-44	- DEU	01:05:23	05:17:48	04:02:17	10:38:02	3558.2
7	389 Holger Tessmer	M40-44	- DEU	01:07:53	05:12:09	04:11:29	10:50:07	3413.2
8	382 Andy Ropers	M45-49	- DEU	01:19:02	05:12:32	04:17:34	11:09:52	3286.8
9	375 Andreas Diehl	M35-39	- DEU	01:00:17	05:17:51	03:55:25	10:33:01	3259.2
10	373 Daniel Grüniger	M50-54	- CHE	01:29:20	05:30:48	04:08:06	11:24:16	3198.8
11	385 Marcel Hennings	M40-44	- DEU	01:22:03	05:19:41	04:15:46	11:11:29	3156.8
12	380 Heike Mahler	F50-54	- DEU	01:25:32	06:45:08	05:16:50	13:44:07	2721.6
13	377 Corinna Waldow	F45-49	- DEU	01:31:34	06:17:46	04:35:44	12:46:46	2667.4
14	383 Markus Pioch	M45-49	- DEU	01:25:40	05:38:46	05:01:06	12:26:17	2369.8
15	376 Christian Fischer	M40-44	- DEU	01:23:46	05:42:20	04:46:33	12:17:41	2362.4
16	386 Jens Müller	M40-44	- DEU	01:22:54	05:18:46	05:28:48	12:29:32	2220.2
17	369 Kay Michaelis	M30-34	- DEU	01:28:39	06:08:50	04:16:22	12:10:06	2149.2
18	387 Steffen Moritz	M45-49	- DEU	01:33:56	06:05:36	05:36:16	13:34:11	1555.0
19	378 Thorsten Brümmer	M45-49	- DEU	01:35:02	06:10:18	06:16:08	14:20:49	1000.0















4.- Kuznia Triathlonu (55,891.8 points)

Start #	Athlete	AG	Country				Time	AGR
1	2306 Agnieszka Fijolek-Warszewska	F50-54	- POL	01:29:37	05:08:58	03:53:31	10:44:36	4875.8
2	1960 Krzysztof Kuter	M40-44	- POL	01:09:43	04:50:00	03:17:51	09:27:32	4404.2
3	2125 Pawel Wojewoda	M45-49	- POL	01:02:45	04:49:01	03:43:58	09:48:24	4264.4
4	1959 Czarek Brzozowski	M55-59	- POL	01:18:35	05:14:02	03:48:18	10:36:02	4160.4
5	1174 Radek Bedynski	M50-54	- POL	01:22:33	04:52:26	03:39:00	10:05:06	4148.8
6	2176 Marcin Robinski	M40-44	- POL	01:24:07	05:06:31	03:29:07	10:11:32	3876.2
7	178 Edwin Osiecki	M50-54	- POL	01:14:39	05:22:14	03:39:29	10:28:32	3867.6
8	1952 Rafał Przychodzien	M45-49	- POL	01:02:38	05:02:30	04:06:34	10:22:11	3859.0
9	2001 Anna Poplawska	F40-44	- POL	01:22:36	05:24:09	04:21:35	11:23:22	3783.0
10	337 Beata Osiecka	F55-59	- POL	01:27:00	05:59:22	04:49:46	12:32:52	3672.8
11	2171 Marcin Kolasa	M45-49	- POL	01:14:11	05:08:51	04:31:27	11:05:17	3341.8
12	1176 Marcin Karolak	M50-54	- POL	01:14:33	05:12:21	04:31:11	11:15:14	3307.2
13	1954 Magdalena Zolnowska	F40-44	- POL	01:15:57	05:33:26	05:19:30	12:31:08	2969.8
14	2170 Andrzej Goscinski	M45-49	- POL	01:36:25	05:27:18	04:25:23	11:47:38	2833.6
15	1961 Maciej Brener	M35-39	- POL	01:13:38	05:34:11	04:30:14	11:34:01	2527.2


5.- Aegir 3 (55,222.6 points)

Start #	Athlete	AG	Country				Time	AGR
1	503 Thorunn Margret Gunnarsdóttir	F50-54	- ISL	01:04:15	05:35:16	03:54:43	10:46:46	4849.8
2	1123 Trausti Valdimarsson	M65-69	- ISL	01:17:16	05:51:51	04:12:32	11:36:00	4690.2
3	1138 Einar Sigurjonsson	M40-44	- ISL	01:07:48	04:59:47	03:21:09	09:39:07	4265.2














Age Groups - TriClub Results
5.- Aegir 3 (55,222.6 points)

Start #	Athlete	AG	Country				Time	AGR
4	1148 Hafthor Rafn Benediktsson	M45-49	 - ISL	01:09:01	05:12:48	03:54:48	10:25:46	3816.0
5	1097 Lúðvík Örn Árnason	M50-54	 - ISL	01:22:39	05:08:22	03:52:57	10:34:40	3794.0
6	938 Ari Hermann Oddsson	M45-49	 - ISL	01:17:55	05:17:45	03:44:52	10:33:40	3721.2
7	1146 Almar Bjorn Vidarsson	M40-44	 - ISL	01:33:11	05:17:40	03:47:34	10:51:56	3391.4
8	937 Gudjon Gislason	M40-44	 - ISL	01:06:46	05:12:02	04:25:24	10:56:17	3339.2
9	1121 Gudjon Traustason	M45-49	 - ISL	01:21:18	05:15:20	04:22:30	11:15:30	3219.2
10	519 Sigurjón Ólafsson	M50-54	 - ISL	01:18:03	05:44:43	04:14:51	11:28:55	3143.0
11	986 Kjartan Long	M50-54	 - ISL	01:24:56	05:36:13	04:17:50	11:31:45	3109.0
12	1095 Ómar Þór Sigvaldason	M35-39	 - ISL	01:20:19	05:06:25	04:08:50	10:48:13	3076.8
13	1140 Hlin Magnusdottir	F50-54	 - ISL	01:42:48	06:32:35	04:54:17	13:27:35	2920.0
14	512 Hildur Árnadóttir	F50-54	 - ISL	01:14:25	06:33:54	05:36:28	13:44:06	2721.8
15	510 Helgi Sigurgeirsson	M55-59	 - ISL	01:24:37	06:03:55	04:58:59	12:46:07	2599.4
16	989 Tjörvi Einarsson	M45-49	 - ISL	01:23:45	06:08:46	04:19:54	12:09:54	2566.4

6.- Erdinger Active Team (40,804.0 points)

Start #	Athlete	AG	Country				Time	AGR
1	416 Christoph Gerth	M45-49	 - DEU	01:08:04	04:43:28	03:19:40	09:22:15	4578.2
2	417 Rosali Reindl	F30-34	 - DEU	01:08:52	05:12:02	03:20:59	09:52:00	4514.2
3	213 Konrad Schürmert	M60-64	 - DEU	01:22:53	05:26:33	03:51:30	10:55:38	4255.6
4	419 Daniel Gundel	M40-44	 - DEU	01:22:35	04:55:52	03:31:07	09:59:44	4017.8
5	421 Christoph Lindner	M30-34	 - DEU	01:06:59	04:57:29	04:06:53	10:23:48	3424.8
6	414 Matthias Bender	M65-69	 - DEU	01:27:10	06:06:46	05:35:39	13:28:03	3345.6
7	412 Christoph Schmieder	M30-34	 - DEU	01:19:07	05:17:39	04:10:10	10:58:50	3004.4
8	310 Lars Schoppmeyer	M30-34	 - DEU	01:25:08	05:15:41	04:19:11	11:13:05	2833.4
9	415 Robert Wiedemer	M45-49	 - DEU	01:18:41	05:42:33	04:30:01	11:51:55	2782.2
10	422 Constantin Wickinghoff	M50-54	 - DEU	01:14:42	06:17:09	04:47:22	12:45:42	2221.6
11	413 Markus Schmook	M45-49	 - DEU	01:25:00	06:18:23	04:33:43	12:38:57	2217.8
12	420 Stefan Stadlberger	M40-44	 - DEU	01:42:07	05:39:41	05:39:44	13:20:31	1608.4
13	418 Chris Conti	M25-29	 - DEU	02:06:02	06:19:14	05:22:37	14:13:02	1000.0
14	411 Falko Toetzke	M50-54	 - DEU	01:21:15	07:07:17	06:16:42	15:11:01	1000.0

7.- Sisu-Training (39,357.6 points)

Start #	Athlete	AG	Country				Time	AGR
1	1867 Carsten Niederberger	M40-44	 - DEU	00:53:10	04:38:18	03:12:37	08:54:26	4801.4
2	1880 Maximilian Homann	M25-29	 - DEU	01:05:43	04:49:20	03:18:24	09:22:34	4462.2
3	1813 Michael Könnner	M30-34	 - DEU	01:10:51	04:57:51	03:13:52	09:34:16	4019.2
4	639 Sebastian Neumair	M30-34	 - DEU	01:15:20	04:52:14	03:13:58	09:34:57	4011.0
5	318 Robert Bilz	M40-44	 - DEU	01:09:54	04:57:37	03:39:30	10:01:06	4001.4
6	1902 Dennis Baumgardt	M35-39	 - DEU	01:02:34	05:03:25	03:27:28	09:43:33	3852.8
7	1904 Christian Sliwinski	M40-44	 - DEU	01:18:02	05:06:56	03:39:11	10:17:49	3800.8
8	258 Lukas Trageser	M25-29	 - DEU	01:08:30	05:09:26	03:53:25	10:23:46	3727.8
9	2335 Daniel Schunack	M40-44	 - DEU	01:20:50	05:07:11	04:12:05	10:52:29	3384.8
10	941 Arne Vieth	M50-54	 - DEU	01:23:44	05:15:58	04:22:03	11:16:09	3296.2

Age Groups - TriClub Results
8.- Team Zoot Europe (31,587.8 points)

Start #	Athlete	AG	Country				Time	AGR
1	199 Kresimir Ivkovic	M40-44	- HRV	01:03:30	04:44:55	03:36:44	09:37:28	4285.0
2	511 Andre Wiedenhofer	M45-49	- DEU	01:23:12	05:17:33	03:32:23	10:24:46	3828.0
3	1610 Kristin Schreiner	F30-34	- DEU	01:20:01	05:34:29	03:50:46	10:59:06	3709.0
4	492 Daniel Schubert	M35-39	- DEU	01:05:35	04:59:46	03:47:22	10:04:52	3597.0
5	1626 Andrea Porta	M40-44	- ITA	01:23:50	05:32:41	03:49:15	11:02:20	3266.6
6	332 Christian Dyla	M35-39	- DEU	01:10:17	05:01:49	04:08:31	10:35:16	3232.2
7	208 Frank Pototzki	M50-54	- DEU	01:14:23	05:39:43	04:46:04	11:54:30	2836.0
8	1424 Björn Liebenau	M35-39	- DEU	01:17:04	05:28:56	04:29:39	11:33:59	2527.6
9	873 Andrej Madliak	M45-49	- CZE	01:35:02	06:06:22	04:40:31	12:43:27	2163.8
10	745 Jörg Gerwin	M45-49	- DEU	01:18:01	06:06:56	05:00:26	12:45:13	2142.6

9.- Riot Racing Club (29,015.8 points)

Start #	Athlete	AG	Country				Time	AGR
1	139 Jo Wright	F30-34	- GBR	01:09:49	04:49:49	03:21:51	09:29:15	4787.2
2	441 Katie Good	F30-34	- IRL	01:08:52	05:02:15	03:14:53	09:36:31	4700.0
3	166 Oliver Kolodseike	M35-39	- DEU	01:06:44	04:34:22	03:10:18	08:59:46	4378.2
4	1074 Ben Mccullough	M25-29	- GBR	01:10:46	04:55:53	03:32:33	09:51:59	4109.2
5	290 Ahmed Alhussain	M30-34	- SAU	01:15:52	04:54:39	03:30:02	09:51:28	3812.8
6	1107 Finn Fitzgerald	M25-29	- IRL	01:17:14	05:07:00	03:39:58	10:18:09	3795.2
7	143 Stuart Cleworth	M45-49	- GBR	01:11:50	05:08:57	04:23:21	10:57:40	3433.2

10.- Fc St. Pauli Triathlon (22,848.2 points)

Start #	Athlete	AG	Country				Time	AGR
1	517 Karl Sausen	M40-44	- DEU	01:12:30	05:09:35	03:42:52	10:17:35	3803.6
2	270 Lutz Koch	M50-54	- DEU	01:07:58	05:11:19	04:21:14	10:52:29	3580.2
3	560 Marcus Hermann	M45-49	- DEU	01:17:10	05:14:21	04:20:31	11:06:49	3323.4
4	662 Robert Wägemann	M50-54	- DEU	01:17:26	05:37:03	04:21:12	11:35:57	3058.6
5	1732 Johannes Andreas Rosenburg	M45-49	- AUT	01:03:14	05:37:39	04:32:31	11:29:49	3047.4
6	946 Kai Oltmann	M60-64	- DEU	01:23:28	06:15:39	05:12:32	13:08:57	2655.8
7	1260 Merlin Kaszta	M30-34	- DEU	01:25:00	05:20:22	04:44:54	11:50:56	2379.2
8	1969 Ralph Illing	M50-54	- DEU	01:40:51	06:29:02	06:09:42	14:41:23	1000.0

11.- Tritxtm (20,975.8 points)

Start #	Athlete	AG	Country				Time	AGR
1	957 Marco Antonio Padilla Gonzalez	M45-49	- ESP	01:20:11	04:14:28	03:35:15	09:26:55	4522.2
2	908 Anthony Weytjens	M35-39	- BEL	01:07:49	05:00:43	03:25:41	09:46:23	3818.8
3	1430 Reinaldo Jesus Reyes Saldivia	M45-49	- VEN	01:17:52	05:07:19	03:47:47	10:25:57	3813.8
4	909 Hector Luis Carballo Darias	M45-49	- ESP	01:16:25	05:11:01	04:30:43	11:14:27	3231.8
5	960 Juan Agustín Gonzalez Gonzalez	M50-54	- ESP	01:18:08	05:38:27	04:35:26	11:51:17	2874.6
6	2045 Santiago González Rodríguez	M45-49	- ESP	01:13:42	05:39:52	04:47:53	11:57:33	2714.6









12.- Siracusa Triathlon Asd (20,952.6 points)

Start #	Athlete	AG	Country				Time	AGR
---------	---------	----	---------	--	--	--	------	-----







Age Groups - TriClub Results
12.- Siracusa Triathlon Asd (20,952.6 points)

Start #	Athlete	AG	Country				Time	AGR
1	2192 Sébastiano Imme	M45-49	 - ITA	00:56:48	04:54:11	03:19:07	09:21:17	4589.8
2	1700 Massimiliano Sardo	M35-39	 - ITA	01:00:16	04:45:12	03:11:46	09:06:03	4302.8
3	1790 Antonino Messina	M40-44	 - ITA	01:15:38	05:14:09	03:15:09	09:55:43	4066.0
4	805 Ivan Scimonelli	M35-39	 - ITA	01:12:13	05:26:51	03:58:38	10:49:49	3057.6
5	1763 Andrea Sardo	M30-34	 - ITA	01:07:10	05:43:43	04:21:24	11:28:19	2650.6
6	804 Andrea Conigliaro	M35-39	 - ITA	01:04:34	05:48:10	04:46:04	11:54:08	2285.8










13.- Zlfc (20,247.6 points)

Start #	Athlete	AG	Country				Time	AGR
1	2250 Davy Metten	M40-44	 - BEL	01:13:38	04:45:50	03:06:40	09:20:08	4493.0
2	1512 Rudi Lambrechts	M35-39	 - BEL	01:19:00	04:41:10	03:08:28	09:20:41	4127.2
3	2278 Tim Jorissen	M40-44	 - BEL	00:54:00	05:01:00	04:01:14	10:05:58	3943.0
4	1630 Pieter Stiers	M30-34	 - BEL	01:15:26	04:52:43	03:28:28	09:48:00	3854.4
5	2108 Ben Somers	M40-44	 - BEL	01:08:23	05:00:54	03:52:50	10:15:23	3830.0

14.- Team Val Eure Triathlon (19,892.6 points)

Start #	Athlete	AG	Country				Time	AGR
1	1555 Yann Duval	M40-44	 - FRA	01:05:06	04:46:45	03:11:34	09:13:15	4575.6
2	1548 Alexis Rousselin	M40-44	 - FRA	01:18:10	05:22:30	04:19:03	11:12:00	3150.6
3	1557 Cedric Martin	M45-49	 - FRA	01:07:20	05:27:22	04:30:56	11:28:37	3061.8
4	1553 Eric Pintus	M50-54	 - FRA	01:31:29	06:02:15	04:00:21	12:04:26	2716.8
5	1554 Vincent Petit	M45-49	 - FRA	01:18:58	05:53:50	04:50:24	12:19:08	2455.6
6	1556 Luc Durand	M30-34	 - FRA	01:13:34	05:33:10	04:50:08	11:58:50	2284.4
7	2262 Yann Quillet	M40-44	 - FRA	01:51:00	06:29:15	04:43:16	13:17:14	1647.8

15.- Great Team (19,727.8 points)

Start #	Athlete	AG	Country				Time	AGR
1	737 Alexandros Nizamis	M45-49	 - GRC	01:09:52	04:59:02	04:00:22	10:21:58	3861.6
2	712 Ilias Nolis	M25-29	 - GRC	01:17:12	05:20:23	03:24:45	10:15:32	3826.6
3	735 Timos Chatzigeorgiou	M30-34	 - GRC	01:00:17	05:03:11	03:37:58	09:54:37	3775.0
4	736 Iakovos Ntokos	M35-39	 - GRC	01:15:38	05:26:56	03:31:34	10:28:25	3314.4
5	732 Eleftheria Droggoyla	F25-29	 - GRC	01:16:35	06:16:51	04:18:21	12:09:55	2992.0
6	1711 Ioannis A Christou	M25-29	 - GRC	01:19:32	06:13:18	04:58:17	12:51:14	1958.2








16.- Energia (18,591.0 points)

Start #	Athlete	AG	Country				Time	AGR
1	2051 Francesco Iozzi	M45-49	 - ITA	01:06:07	05:20:45	03:58:09	10:40:55	3634.2
2	1606 Enea Monaco	M40-44	 - ITA	01:00:33	05:18:41	04:48:39	11:25:24	2989.8
3	2089 Alberto Perini	M30-34	 - ITA	01:13:47	05:17:15	04:21:03	11:06:54	2907.6
4	486 Giancarlo Ferretti	M55-59	 - ITA	01:47:16	05:56:52	04:18:13	12:22:08	2887.2
5	2050 Riccardo Cucchi	M40-44	 - ITA	01:07:48	05:52:15	04:35:51	11:58:25	2593.6
6	2065 Carmine Mandola	M50-54	 - ITA	01:44:06	06:30:43	04:20:32	12:58:36	2066.8
7	2301 Paolo Traldi	M55-59	 - ITA	01:29:14	06:09:36	06:05:38	14:16:45	1511.8



Age Groups - TriClub Results
17.- Myprocoach (17,241.6 points)

Start #	Athlete	AG	Country				Time	AGR
1	215 Dirk Janz	M50-54	 - DEU	01:10:06	04:48:27	03:26:12	09:33:54	4523.2
2	1018 Auke Blokland	M25-29	 - NLD	01:04:09	05:11:15	03:25:12	09:55:00	4073.0
3	881 Morten Røsaasen	M50-54	 - NOR	01:14:38	04:58:35	03:55:41	10:24:57	3910.6
4	1017 Hein Zelisse	M30-34	 - NLD	01:11:09	05:02:27	03:28:17	09:57:58	3734.8
5	1157 Kristian Morovic	M50-54	 - HRV	01:29:47	07:19:30	06:02:41	15:21:19	1000.0

18.- Usc Kiel (16,945.2 points)

Start #	Athlete	AG	Country				Time	AGR
1	1911 Johannes Claudio Bambas	M25-29	 - DEU	01:10:40	04:32:52	03:02:56	09:00:05	4732.0
2	479 Maximilian Weber	M35-39	 - DEU	01:00:02	04:35:47	03:00:00	08:42:46	4582.2
3	2043 Hauke Timme	M30-34	 - DEU	00:59:19	04:36:01	03:17:41	09:03:52	4384.0
4	1322 Ole Neumann	M30-34	 - DEU	01:21:21	05:19:18	03:44:45	10:38:37	3247.0








19.- Cus Pro Patria Milano Triathlon (16,243.0 points)

Start #	Athlete	AG	Country				Time	AGR
1	261 Lorenzo Bellucco	M30-34	 - ITA	00:55:46	04:32:48	03:13:25	08:50:31	4544.2
2	1064 Luca Cogliati	M55-59	 - ITA	01:18:10	06:26:41	04:50:43	12:54:07	2503.4
3	1070 Stefano Pozzi	M50-54	 - ITA	01:20:00	06:09:42	04:43:08	12:29:15	2419.0
4	1890 Luca Mancuso	M50-54	 - ITA	01:16:45	05:57:21	04:58:14	12:35:04	2349.2
5	1298 Fabio Belloni	M50-54	 - ITA	01:23:01	06:12:18	04:32:26	12:35:22	2345.6
6	1069 Stefania D'agostino	F50-54	 - ITA	01:20:47	07:25:30	05:24:21	14:37:27	2081.6


20.- Sd.correcaminos (15,774.0 points)

Start #	Athlete	AG	Country				Time	AGR
1	2149 Yousef Abella	M50-54	 - ESP	01:06:36	05:00:47	03:29:06	09:50:56	4318.8
2	1540 Jorge Segura Hervas	M50-54	 - ESP	01:17:16	05:07:10	03:40:35	10:17:56	3994.8
3	2308 Andres Gimenez Sendra	M50-54	 - ESP	01:12:59	05:43:15	03:26:53	10:38:20	3750.0
4	1549 Alvaro Bonastre Arus	M45-49	 - ESP	01:14:05	05:08:23	03:54:40	10:34:34	3710.4

21.- Piranha Triathlon Club (14,679.8 points)

Start #	Athlete	AG	Country				Time	AGR
1	1268 Matt Coughlan	M40-44	 - IRL	01:01:55	05:06:03	03:23:24	09:45:45	4185.6
2	1416 David Bray	M50-54	 - IRL	01:14:23	05:16:32	03:45:55	10:32:01	3825.8
3	1560 Bernard Hanratty	M60-64	 - IRL	01:20:19	05:22:37	04:35:45	11:33:14	3804.4
4	1712 Colin O'neill	M45-49	 - IRL	01:21:28	05:34:29	04:35:55	11:45:06	2864.0

22.- Tridubai (14,539.2 points)

Start #	Athlete	AG	Country				Time	AGR
1	222 Maria Fernanda Poveda Franco	F45-49	 - ECU	01:27:21	05:33:10	04:17:38	11:34:30	3534.6
2	331 Roger Fleming	M45-49	 - GBR	01:19:34	05:41:57	03:33:02	10:52:47	3491.8
3	305 Ozgur Dincsalman	M40-44	 - TUR	01:08:14	05:36:03	04:21:04	11:20:24	3049.8
4	561 Anwar El Khatib	M50-54	 - LBN	01:25:45	06:07:55	05:31:00	13:25:27	1744.6
5	541 Bilel Nefzi	M40-44	 - FRA	01:41:54	05:46:35	05:25:24	13:11:21	1718.4

Age Groups - TriClub Results
22.- Tridubai (14,539.2 points)

Start #	Athlete	AG	Country				Time	AGR
6	640 Matt Hill	M50-54	- AUS	01:30:13	06:28:08	06:04:49	14:32:16	1000.0

23.- Triatlon Duatlon Leuven (13,928.6 points)

Start #	Athlete	AG	Country				Time	AGR
1	132 Lukas Bosmans	M35-39	- BEL	00:59:00	04:22:59	02:38:47	08:07:57	5000.0
2	997 Willem Geuns	M30-34	- BEL	00:57:01	04:31:34	02:53:04	08:29:34	4795.6
3	1000 Ben Peeters	M30-34	- BEL	00:57:35	04:52:50	03:25:07	09:24:47	4133.0

24.- Sv Blau Weiß Bochum (13,864.8 points)

Start #	Athlete	AG	Country				Time	AGR
1	327 Melanie Kroniger	F50-54	- DEU	01:00:33	05:39:30	04:06:18	11:01:33	4672.4
2	1591 Tim Hohlweg	M30-34	- DEU	01:03:45	05:30:48	03:48:18	10:35:26	3285.2
3	1377 Sebastian Wissmann	M45-49	- DEU	01:17:51	05:36:03	04:12:17	11:19:46	3168.0
4	1539 Carsten Hesse	M35-39	- DEU	01:36:25	05:24:56	03:57:54	11:16:21	2739.2

25.- Mccann Triteam Brugge (13,377.4 points)

Start #	Athlete	AG	Country				Time	AGR
1	973 Sabine Leys	F60-64	- BEL	01:13:29	06:20:57	05:13:00	13:06:04	4113.2
2	1283 Hostyn Jonathan	M40-44	- BEL	01:12:18	04:54:44	03:32:00	09:52:19	4106.8
3	1278 Anneleen Vandaele	F40-44	- BEL	01:07:31	05:42:50	04:35:08	11:44:26	3530.2
4	1284 Mieke Geldhof	F40-44	- BEL	01:25:48	06:32:13	06:03:23	14:23:01	1627.2

26.- Eintracht Frankfurt Triathlon (13,304.6 points)

Start #	Athlete	AG	Country				Time	AGR
1	935 Nadine Schmidt	F35-39	- DEU	01:08:46	05:02:14	03:57:58	10:19:14	4378.2
2	1756 Marvin Bauer	M25-29	- DEU	01:03:34	05:23:59	04:05:16	10:51:38	3393.4
3	826 Markus Schoreitz	M45-49	- DEU	01:27:09	05:25:51	04:10:06	11:17:02	3200.8
4	1559 Ronny Holz Auf Der Heide	M40-44	- DEU	01:26:41	05:33:57	05:02:31	12:20:12	2332.2

27.- Ferrum Endurance (12,852.8 points)

Start #	Athlete	AG	Country				Time	AGR
1	168 Kyra Meulenber	F25-29	- NLD	01:09:10	04:54:17	03:08:04	09:22:35	5000.0
2	1190 Marije Van Brenk	F30-34	- NLD	01:08:34	05:24:13	03:37:57	10:24:41	4122.0
3	319 Lionel Wille	M40-44	- NLD	01:16:38	04:59:27	03:53:37	10:23:39	3730.8

28.- Caerphilly Triers (12,560.0 points)

Start #	Athlete	AG	Country				Time	AGR
1	151 Luke Hurley	M45-49	- GBR	01:22:21	05:26:57	03:38:47	10:46:22	3568.8
2	1412 Nathan Priest	M45-49	- GBR	01:11:20	05:14:37	04:07:03	10:46:26	3568.0
3	1719 Konrad Figurski	M40-44	- POL	01:05:26	05:51:01	04:06:32	11:24:49	2996.8
4	1409 Christopher Joseph	M45-49	- GBR	01:31:18	06:01:10	04:21:50	12:21:34	2426.4

29.- Club Triatlón Albacete Ingeteam (12,202.4 points)

Age Groups - TriClub Results

Start #	Athlete	AG	Country				Time	AGR
1	245 Rafael Madrid Almena	M40-44	 - ESP	00:54:58	04:59:15	03:19:08	09:20:47	4485.2
2	1831 Raúl Flores Resta	M45-49	 - ESP	01:12:15	04:59:49	03:20:56	09:45:00	4305.2
3	1811 Javier Borso Di Carminati Guerra	M45-49	 - ESP	01:06:50	05:20:46	04:16:48	10:59:26	3412.0







30.- Sv Ludwigsburg 08 (11,729.2 points)

Start #	Athlete	AG	Country				Time	AGR
1	740 Christoph Rönne	M50-54	 - DEU	01:10:25	05:02:46	03:48:57	10:14:23	4037.4
2	1637 Verena Lipps	F45-49	 - DEU	01:12:32	05:40:28	03:58:35	11:06:34	3869.8
3	802 Michael Winkelhöfer	M45-49	 - DEU	01:03:30	05:07:50	04:02:20	10:25:16	3822.0

31.- Grimsby Triathlon Club (11,680.6 points)

Start #	Athlete	AG	Country				Time	AGR
1	928 Peter Ross	M50-54	 - GBR	01:05:42	04:21:43	04:03:53	09:47:15	4363.0
2	927 Paul Jackson	M40-44	 - GBR	01:15:19	05:23:05	03:27:55	10:22:01	3750.4
3	925 David Hodgkinson	M50-54	 - GBR	01:34:09	05:11:17	03:56:23	10:53:34	3567.2








32.- Terrible Tuesdays Athletic Club (11,557.2 points)

Start #	Athlete	AG	Country				Time	AGR
1	179 Anders Örbom	M45-49	 - SWE	01:14:38	04:59:13	03:39:07	10:04:28	4071.6
2	281 Karl Hägg	M30-34	 - SWE	01:00:24	04:58:43	03:38:26	09:50:17	3827.0
3	1191 Johan Alm	M60-64	 - SWE	01:02:26	05:26:47	04:56:49	11:45:23	3658.6

33.- Tri Team Lüneburg (11,468.8 points)

Start #	Athlete	AG	Country				Time	AGR
1	1304 Markus Wolansky	M45-49	 - DEU	01:17:26	04:59:44	03:24:13	09:59:31	4131.0
2	1402 Markus Fischer	M35-39	 - DEU	01:10:14	04:52:33	03:39:21	09:53:06	3738.2
3	498 Ulrich Koch	M55-59	 - DEU	01:12:41	05:14:15	04:35:58	11:22:46	3599.6

34.- Rcbt (11,421.4 points)

Start #	Athlete	AG	Country				Time	AGR
1	1414 Axel De Clerck	M30-34	 - BEL	01:13:36	05:31:30	03:34:06	10:34:34	3295.6
2	2030 Stephane Rozzi	M45-49	 - BEL	01:14:42	05:40:18	04:02:47	11:13:33	3242.6
3	1413 Anaïs Montenair	F25-29	 - BEL	01:24:48	06:10:43	04:27:21	12:20:44	2862.2
4	1692 Charlotte Segers	F25-29	 - BEL	01:23:59	06:57:46	04:51:21	13:30:50	2021.0

35.- Mrrc München (11,293.2 points)

Start #	Athlete	AG	Country				Time	AGR
1	600 Lena Reichgardt	F30-34	 - DEU	01:03:59	05:19:30	03:33:21	10:07:21	4330.0
2	599 Tim Jäger	M30-34	 - DEU	01:00:26	04:46:42	03:28:18	09:25:57	4119.0
3	2026 Christian Mayer	M55-59	 - DEU	01:29:56	05:37:59	04:55:46	12:25:43	2844.2

36.- Tus Grün-Weiß Himmelsthür (11,206.4 points)

Start #	Athlete	AG	Country				Time	AGR
1	1951 Jan Luca Dreßler	M18-24	 - DEU	01:25:16	04:59:32	03:25:48	09:59:51	3944.8
2	1950 Malte Kienast	M25-29	 - DEU	01:12:05	05:09:06	03:34:00	10:07:56	3917.8

Age Groups - TriClub Results
36.- Tus Grün-Weiß Himmelsthür (11,206.4 points)

Start #	Athlete	AG	Country				Time	AGR
3	1934 Benedict Schmidt	M25-29	 - DEU	01:26:55	04:59:23	04:17:17	10:55:46	3343.8







37.- Triathlon Team Düsseldorf (10,939.6 points)

Start #	Athlete	AG	Country				Time	AGR
1	1978 Götz Plenio	M45-49	 - DEU	01:06:15	04:53:37	03:42:36	09:56:07	4171.8
2	865 Till Schneemann	M18-24	 - DEU	01:01:01	05:13:55	03:24:34	09:49:59	4063.2
3	1485 Dirk Krüger	M45-49	 - DEU	01:30:25	05:26:27	04:43:40	11:58:23	2704.6

38.- Zone3 (10,900.8 points)

Start #	Athlete	AG	Country				Time	AGR
1	105 Asaf Porat	M40-44	 - ISR	01:05:18	04:36:43	03:10:01	08:59:48	4737.0
2	520 Alex Wolfson	M35-39	 - ISR	01:15:18	04:04:30	03:56:12	09:26:44	4054.6
3	528 Yariv Freifeld	M45-49	 - ISR	01:25:39	05:57:12	05:08:50	12:48:00	2109.2

39.- Velo_Clinic (10,615.8 points)

Start #	Athlete	AG	Country				Time	AGR
1	931 Andy Tucker	M50-54	 - GBR	01:15:03	04:49:13	03:56:42	10:12:23	4061.4
2	1293 Nick Lees	M50-54	 - GBR	01:12:54	05:11:45	03:58:59	10:42:35	3699.0
3	930 Tim Davies	M45-49	 - GBR	01:14:28	05:25:24	04:51:18	11:45:49	2855.4

40.- Roding Valley Tri (10,442.2 points)

Start #	Athlete	AG	Country				Time	AGR
1	667 Christine Strathmann	F40-44	 - DEU	01:12:45	05:47:21	03:41:03	10:53:25	4142.4
2	683 Dermott Hayes	M45-49	 - GBR	01:09:30	05:29:11	04:52:35	11:48:33	2822.6
3	669 Stephen Comley	M45-49	 - GBR	01:23:55	05:56:14	04:36:49	12:17:20	2477.2
4	665 Neal Turner	M50-54	 - GBR	01:44:44	07:10:53	05:31:14	15:00:02	1000.0

41.- Izgs Haarlem (10,395.6 points)

Start #	Athlete	AG	Country				Time	AGR
1	1900 Lennard Vieveen	M45-49	 - NLD	00:58:56	05:49:01	03:42:54	10:49:19	3533.4
2	2007 Irene Kerkdijk	F40-44	 - NLD	01:13:06	06:00:38	04:18:46	11:50:01	3463.2
3	1469 Ruben Van Dam	M25-29	 - NLD	01:03:09	05:26:37	04:06:24	10:51:10	3399.0

42.- Triathlon Academy Gr (10,279.4 points)

Start #	Athlete	AG	Country				Time	AGR
1	1345 Athanasios Baimpas	M35-39	 - GRC	01:16:20	05:00:15	03:26:38	09:57:12	3689.0
2	224 Nikolas Pantazis	M45-49	 - GRC	01:27:31	05:00:52	04:05:03	10:47:13	3558.6
3	677 Konstantinos Kardaras	M40-44	 - GRC	01:27:20	05:47:53	03:49:54	11:21:54	3031.8

43.- Los Vathros (10,215.0 points)

Start #	Athlete	AG	Country				Time	AGR
1	432 Theodoros Prokos	M60-64	 - GRC	01:19:43	05:33:35	04:10:10	11:21:13	3948.6
2	724 Andreas Papadopoulos	M40-44	 - GRC	01:07:03	05:24:20	03:44:46	10:31:04	3641.8

Age Groups - TriClub Results
43.- Los Vathros (10,215.0 points)

Start #	Athlete	AG	Country				Time	AGR
3	457 Nikos Ntaifas	M45-49	- GRC	01:18:53	05:29:22	04:56:09	12:05:03	2624.6

44.- Tvt Team Vandetastets (9,801.0 points)

Start #	Athlete	AG	Country				Time	AGR
1	843 Angel Eduardo Ruiz Castillo	M30-34	- CHL	00:50:43	05:03:44	03:08:46	09:12:37	4279.0
2	601 Cristian Perez De Castro	M50-54	- CHL	01:25:53	05:08:34	04:28:53	11:24:46	3192.8
3	1036 Andres Arrieta	M40-44	- CHL	01:34:01	06:11:38	04:21:25	12:20:27	2329.2

45.- Triaxion (9,747.0 points)

Start #	Athlete	AG	Country				Time	AGR
1	2209 Antoine Dussart	M45-49	- FRA	01:24:29	05:06:43	03:39:50	10:24:35	3830.2
2	2205 Samuel Poinant	M50-54	- FRA	01:09:43	05:39:58	04:29:40	11:32:35	3099.0
3	2198 Malaurie Thomas	F30-34	- FRA	01:18:14	06:14:08	04:22:58	12:13:22	2817.8

46.- Total Tri Training (9,577.2 points)

Start #	Athlete	AG	Country				Time	AGR
1	910 Jodie Riley	F30-34	- GBR	01:04:16	05:47:33	04:03:00	11:07:33	3607.6
2	2066 Paul Cawley	M45-49	- GBR	01:19:38	05:24:50	04:15:18	11:12:00	3261.2
3	1027 Joanna Turner	F50-54	- GBR	01:38:07	06:32:24	05:11:16	13:45:13	2708.4

47.- Brain Team (9,503.6 points)

Start #	Athlete	AG	Country				Time	AGR
1	833 Fernanda Carvajal	F35-39	- CHL	01:19:56	05:49:28	03:41:10	11:07:04	3804.2
2	1597 Felipe Salazar Barriga	M45-49	- CHL	01:15:44	05:12:22	03:40:21	10:26:49	3803.4
3	923 Nicolas Kunstmann Rojas	M40-44	- CHL	01:16:10	05:45:39	05:36:11	12:56:33	1896.0

48.- Br Performance (9,464.0 points)

Start #	Athlete	AG	Country				Time	AGR
1	1818 Jonty Summers	M50-54	- GBR	01:09:45	05:11:22	03:49:57	10:24:03	3921.4
2	514 Julia Nicolai	F35-39	- FRA	01:20:25	06:01:11	04:03:36	11:42:12	3382.6
3	651 Eduardo Soares	M40-44	- BRA	01:26:45	05:47:24	05:05:18	12:34:33	2160.0

49.- Tri4 (9,421.0 points)

Start #	Athlete	AG	Country				Time	AGR
1	2098 Mads Erik Damgaard Nielsen	M25-29	- DNK	01:07:11	04:33:28	03:10:42	08:59:58	4733.4
2	340 Michelle Andersen	F25-29	- DNK	01:04:34	05:04:39	03:31:12	09:48:37	4687.6

50.- A.s.d. Terra Dello Sport (9,359.4 points)

Start #	Athlete	AG	Country				Time	AGR
1	1836 Catello Raimo	M50-54	- ITA	01:17:35	05:23:00	04:17:28	11:14:11	3319.8
2	1915 Giovanni Tagliamonte	M55-59	- ITA	01:35:57	06:03:14	04:43:06	12:51:30	2534.8
3	1834 Giuseppe Tomasino	M55-59	- ITA	01:21:21	06:11:13	05:47:08	13:55:48	1763.2
4	1641 Francesco Matania	M40-44	- ITA	01:15:51	06:13:33	05:15:33	13:09:25	1741.6

Age Groups - TriClub Results

51.- Peninsula Triathlon Club Uk (9,214.8 points)

Start #	Athlete	AG	Country				Time	AGR
1 532	June Mcminn	F65-69	- IRL	01:37:15	06:05:08	04:32:09	12:41:19	5000.0
2 1011	Lewis Waterworth	M50-54	- IRL	01:09:00	04:57:01	03:42:13	09:59:36	4214.8

52.- Belpark Triathlon Club (9,195.4 points)

Start #	Athlete	AG	Country				Time	AGR
1 217	Ellen Murphy	F40-44	- IRL	01:09:35	05:04:34	03:28:07	09:52:07	4878.0
2 680	Liam Lynch	M50-54	- IRL	01:03:26	05:00:16	03:35:50	09:51:03	4317.4

53.- Skb Racing Triathlon Team (9,073.6 points)

Start #	Athlete	AG	Country				Time	AGR
1 282	Sauli Haahtela	M45-49	- FIN	01:00:42	04:32:40	03:32:25	09:15:17	4661.8
2 283	Pekka Ylitalo	M40-44	- FIN	01:12:25	04:43:03	03:22:08	09:26:54	4411.8

54.- Maverick Athletic Club (8,854.6 points)

Start #	Athlete	AG	Country				Time	AGR
1 678	Gavin Mofsowitz	M40-44	- ZAF	01:00:54	04:44:04	03:00:00	08:54:47	4797.2
2 109	Craig Lazarus	M45-49	- ZAF	01:11:20	04:52:37	03:47:23	10:05:39	4057.4

55.- Team X3M Snooze (8,835.6 points)

Start #	Athlete	AG	Country				Time	AGR
1 298	Silvia Birkle Duro	F35-39	- ESP	01:14:53	05:01:59	03:30:18	09:56:07	4655.6
2 157	Santi Calderon	M45-49	- LUX	01:08:16	05:01:36	03:33:14	09:55:26	4180.0

56.- United Runners Of Pfalz (8,779.0 points)

Start #	Athlete	AG	Country				Time	AGR
1 765	Thomas Wagner	M35-39	- DEU	01:21:50	05:20:09	03:41:27	10:41:53	3152.8
2 764	Marco Voll	M40-44	- DEU	01:21:53	05:21:54	04:18:19	11:17:21	3086.4
3 1596	Christian Schlipf	M35-39	- DEU	01:26:48	05:32:51	04:19:13	11:32:58	2539.8

57.- Kaziki (8,775.2 points)

Start #	Athlete	AG	Country				Time	AGR
1 883	Piotr Kowalczyk	M40-44	- POL	01:08:12	04:48:37	03:02:32	09:09:19	4622.8
2 247	Rafał Fabiszewski	M40-44	- POL	01:07:07	04:51:42	03:38:53	09:48:31	4152.4

58.- Ktk86 (8,717.2 points)

Start #	Athlete	AG	Country				Time	AGR
1 155	Anna-Marie Christiansen	F30-34	- DNK	00:56:15	05:03:57	03:52:23	10:04:51	4360.0
2 1758	Tobias Morban	M25-29	- DEU	01:08:17	04:55:14	03:17:24	09:31:19	4357.2

59.- Mind Triathlon Sportsclub (8,648.6 points)

Start #	Athlete	AG	Country				Time	AGR
1 1482	Magnus Svensson	M45-49	- SWE	01:13:00	04:49:26	03:23:00	09:38:25	4384.2
2 291	Torbjörn Annell	M45-49	- SWE	01:04:11	05:07:30	03:25:42	09:48:24	4264.4

Age Groups - TriClub Results
60.- Sg Wasserratten Norderstedt E.v. (8,605.6 points)

Start #	Athlete	AG	Country				Time	AGR
1 1632	Nicole Thele	F40-44	- DEU	00:55:29	05:02:28	03:58:17	10:08:17	4684.0
2 1633	Mario Zachert	M50-54	- DEU	01:16:20	05:43:00	05:07:27	12:29:21	2417.8
3 652	Marcel Kebernik	M35-39	- DEU	01:24:48	06:19:13	05:00:09	12:59:18	1503.8

61.- Amsterdam Triathlon And Cycling (8,560.8 points)

Start #	Athlete	AG	Country				Time	AGR
1 165	Jose Lozano	M30-34	- ESP	01:00:51	04:36:21	03:18:25	09:05:00	4370.4
2 1746	Nicky De Beer	M30-34	- NLD	01:04:51	04:38:21	03:26:13	09:20:00	4190.4

62.- Thetriguys (8,512.2 points)

Start #	Athlete	AG	Country				Time	AGR
1 1487	Oskar De Schynkel	M25-29	- GBR	00:56:06	04:36:56	02:59:56	08:43:02	4936.6
2 2336	Bobbie Horne	M30-34	- GBR	01:31:13	05:01:55	03:25:10	10:11:14	3575.6

63.- Køge Tri Team 2000 (8,511.4 points)

Start #	Athlete	AG	Country				Time	AGR
1 782	Henrik Toftegaard Madsen	M45-49	- DNK	01:11:59	04:38:04	03:37:58	09:42:52	4330.8
2 890	Kent Jensen	M40-44	- DNK	01:04:07	04:42:31	03:47:11	09:46:10	4180.6

64.- Rochdale Triathlon Club (8,510.2 points)

Start #	Athlete	AG	Country				Time	AGR
1 1209	Teresa Hollins	F70-74	- GBR	01:35:33	06:55:14	06:20:07	15:11:45	5000.0
2 1210	Victoria Smith	F50-54	- GBR	01:36:20	06:30:37	04:15:51	12:38:24	3510.2

65.- Team Nissa Triathlon (8,501.6 points)

Start #	Athlete	AG	Country				Time	AGR
1 207	Alex Varailhon	M30-34	- FRA	01:12:40	04:40:22	03:11:25	09:14:58	4250.8
2 620	Vincent Isaia	M45-49	- FRA	01:18:34	04:59:44	03:18:02	09:49:32	4250.8

66.- Team Duxsports (8,491.4 points)

Start #	Athlete	AG	Country				Time	AGR
1 108	Lukas Stahl	M18-24	- DEU	00:56:10	04:36:40	02:49:40	08:31:55	5000.0
2 656	Stefan Stockmann	M30-34	- DEU	01:15:42	05:17:43	03:30:22	10:18:15	3491.4

67.- Ikigai (8,083.2 points)

Start #	Athlete	AG	Country				Time	AGR
1 1362	Žilvinas Treinys	M40-44	- LTU	01:04:22	05:35:55	04:23:06	11:32:49	2900.8
2 1360	Liudas Blotnys	M35-39	- LTU	01:20:46	05:41:28	03:57:35	11:22:58	2659.8
3 1359	Olegas Ivanovas	M45-49	- LTU	01:11:01	06:08:02	04:31:05	12:13:33	2522.6

68.- Poissy Triathlon (8,062.2 points)

Start #	Athlete	AG	Country				Time	AGR
1 1684	David Holderbach	M50-54	- FRA	00:58:16	04:49:16	03:16:57	09:14:05	4761.0

Age Groups - TriClub Results
68.- Poissy Triathlon (8,062.2 points)

Start #	Athlete	AG	Country				Time	AGR
2	1865 Charles Boisson	M45-49	 - FRA	01:30:48	05:25:02	04:00:41	11:08:40	3301.2






69.- Trias Hildesheim (8,058.0 points)

Start #	Athlete	AG	Country				Time	AGR
1	1973 Christian Neumann	M50-54	 - DEU	01:13:15	05:07:35	03:11:00	09:47:25	4361.0
2	1739 Daniel Haase	M35-39	 - DEU	01:15:12	04:50:47	03:36:38	09:56:32	3697.0

70.- Tri Sport Lübeck (8,014.8 points)

Start #	Athlete	AG	Country				Time	AGR
1	1666 Michael Semmler	M50-54	 - DEU	01:13:32	05:05:11	03:51:20	10:23:05	3933.0
2	1141 Lars Hegmann	M45-49	 - DEU	01:16:45	06:07:01	05:01:23	12:40:48	2195.6
3	2243 Thomas Bradtke	M45-49	 - DEU	01:28:38	05:50:32	05:22:55	13:06:35	1886.2

71.- 21Cc Triatloniklubi (8,010.2 points)

Start #	Athlete	AG	Country				Time	AGR
1	435 Adele Rützel	F35-39	 - EST	01:06:25	04:58:32	04:09:15	10:25:08	4307.4
2	434 Riho Taba	M35-39	 - EST	01:14:21	05:05:52	03:25:20	09:56:03	3702.8

72.- Kennedy Law Racing (7,920.4 points)

Start #	Athlete	AG	Country				Time	AGR
1	170 Dougin Walker	M55-59	 - USA	00:53:59	05:20:05	03:54:45	10:27:03	4268.2
2	169 Jill Walker	F55-59	 - USA	01:16:52	05:56:04	05:08:11	12:34:35	3652.2

73.- Triathlon Team Hamburg (7,889.8 points)

Start #	Athlete	AG	Country				Time	AGR
1	1599 Marvin Paulus	M30-34	 - DEU	00:59:39	04:53:42	03:26:19	09:34:02	4022.0
2	1475 Lars Bergau	M45-49	 - DEU	01:04:48	04:59:33	04:06:40	10:21:27	3867.8

74.- Hannover 96 Triathlon (7,771.4 points)

Start #	Athlete	AG	Country				Time	AGR
1	297 Lars Kiene	M35-39	 - DEU	01:04:16	04:53:03	03:27:01	09:35:05	3954.4
2	2172 Felix Metje	M30-34	 - DEU	01:02:58	04:55:54	03:41:00	09:51:07	3817.0

75.- Atg Merthyr (7,650.4 points)

Start #	Athlete	AG	Country				Time	AGR
1	2021 Gavin Jones	M45-49	 - GBR	01:07:55	05:06:02	03:44:26	10:12:30	3975.2
2	2024 Lee Jefferson	M40-44	 - GBR	01:12:30	05:05:50	03:55:36	10:28:17	3675.2

76.- Oslofjord Triatlon (7,621.6 points)

Start #	Athlete	AG	Country				Time	AGR
1	176 Knut Ole Thoreplass	M45-49	 - NOR	01:02:56	04:44:11	03:03:11	09:00:53	4834.6
2	850 Maren Feragen	F35-39	 - NOR	01:25:56	05:56:58	04:45:29	12:31:50	2787.0

77.- Triatlonclub Maasland (7,542.4 points)

Age Groups - TriClub Results

Start #	Athlete	AG	Country				Time	AGR
1 1098	Ronny Schrijvers	M50-54	- BEL	01:07:45	05:11:02	03:49:00	10:23:30	3928.0
2 1099	Jan Bleus	M40-44	- NLD	01:08:23	05:09:21	04:00:53	10:33:21	3614.4

78.- Tri Academy Squad (7,540.8 points)

Start #	Athlete	AG	Country				Time	AGR
1 137	Guillaume Blaise	M18-24	- FRA	01:02:34	04:43:23	03:40:40	09:35:25	4238.0
2 206	Sylvain Prenel	M50-54	- FRA	01:20:13	05:09:26	04:30:39	11:15:36	3302.8

79.- Rsc Kempten E.v. (7,402.4 points)

Start #	Athlete	AG	Country				Time	AGR
1 493	Mario Müller	M18-24	- DEU	01:00:15	05:00:44	03:40:01	09:50:53	4052.4
2 1225	Alexis Rogeon	M30-34	- FRA	01:15:38	05:19:37	03:36:37	10:30:02	3350.0

80.- Polisportiva Coccinella - Triathlon Vasto (7,335.6 points)

Start #	Athlete	AG	Country				Time	AGR
1 840	Maicol Petta	M18-24	- ITA	01:18:15	05:02:13	03:42:17	10:21:33	3684.4
2 837	Davide Petta	M30-34	- ITA	01:18:22	04:46:49	03:38:44	10:04:56	3651.2

81.- Tvs'90 (7,286.2 points)

Start #	Athlete	AG	Country				Time	AGR
1 1850	Danny Voets	M45-49	- NLD	01:14:59	04:54:29	03:41:19	10:06:45	4044.2
2 1367	Linda Van Der Ham	F35-39	- NLD	01:28:14	05:53:56	04:15:34	11:53:55	3242.0

82.- Race & Shine Sports Club (7,269.8 points)

Start #	Athlete	AG	Country				Time	AGR
1 2075	Linda Burgren	F45-49	- SWE	01:23:11	05:38:38	03:54:36	11:10:59	3816.8
2 172	Christer Dahlström	M45-49	- SWE	01:16:59	05:31:17	03:53:20	10:56:01	3453.0

83.- Ppr Team (7,253.6 points)

Start #	Athlete	AG	Country				Time	AGR
1 959	Patrick Delorenzi	M30-34	- ITA	01:14:44	04:52:06	03:24:18	09:42:09	3924.6
2 236	Siro Zanetti	M50-54	- ITA	01:23:15	05:01:01	04:31:55	11:13:25	3329.0

84.- Activmultisport (7,157.2 points)

Start #	Athlete	AG	Country				Time	AGR
1 1327	Marc Lennon	M40-44	- IRL	01:14:57	05:20:44	03:36:07	10:28:53	3668.0
2 1217	Colm Dempsey	M40-44	- IRL	01:13:11	05:19:41	03:56:06	10:43:47	3489.2

85.- Complexsports Poland (7,135.2 points)

Start #	Athlete	AG	Country				Time	AGR
1 444	Malgorzata Szczesna	F35-39	- POL	01:12:48	05:04:49	03:18:58	09:49:02	4740.6
2 1300	Lukasz Kowalski	M40-44	- POL	01:26:38	05:54:52	04:35:31	12:15:00	2394.6

86.- Srl Triathlon Koblenz (7,110.0 points)

Start #	Athlete	AG	Country				Time	AGR
---------	---------	----	---------	--	--	--	------	-----

Age Groups - TriClub Results
86.- Srl Triathlon Koblenz (7,110.0 points)

Start #	Athlete	AG	Country				Time	AGR
1 1514	Martin-Eric Schneider	M35-39	- DEU	01:11:29	05:06:37	03:36:46	10:06:11	3581.2
2 1249	Anke Korn	F60-64	- DEU	01:26:33	06:31:40	05:31:02	13:54:46	3528.8

87.- Silkeborg Motion-Tri-Klub (7,074.4 points)

Start #	Athlete	AG	Country				Time	AGR
1 892	Søren Thisted	M40-44	- DNK	01:07:27	05:56:56	03:09:46	10:29:37	3659.2
2 1035	Jan Nissen	M45-49	- DNK	01:24:07	05:30:12	03:43:30	10:59:10	3415.2

88.- Tcec Mainz (7,063.4 points)

Start #	Athlete	AG	Country				Time	AGR
1 760	Dirk Bansner	M30-34	- DEU	01:12:54	05:14:15	03:26:56	10:08:13	3611.8
2 1143	Jürgen Tobisch	M45-49	- DEU	01:27:06	05:06:53	04:05:46	10:56:08	3451.6

89.- Tri Michels Hamburg E. V. (7,042.6 points)

Start #	Athlete	AG	Country				Time	AGR
1 812	Gesine Eis-Janzyk	F30-34	- DEU	01:01:27	05:29:06	04:13:14	10:56:28	3740.6
2 770	Dennis Diekmann	M40-44	- DEU	01:26:24	05:37:06	03:38:22	10:59:23	3302.0

90.- Bolton Tri Club (6,990.0 points)

Start #	Athlete	AG	Country				Time	AGR
1 504	Laurence Jackson	M50-54	- GBR	01:19:51	05:39:01	04:33:37	11:50:26	2884.8
2 502	Stephen Lloyd	M45-49	- GBR	01:19:13	05:41:26	04:34:42	11:50:22	2800.8
3 500	Chris Lamb	M50-54	- GBR	01:28:10	06:28:34	05:45:55	14:02:08	1304.4

91.- Triathlonsuomi (6,935.8 points)

Start #	Athlete	AG	Country				Time	AGR
1 864	Rami Gagneur	M40-44	- FIN	01:22:00	05:27:19	03:38:23	10:39:50	3536.6
2 934	Otto Paaso	M35-39	- FIN	01:08:58	04:51:14	04:11:47	10:21:21	3399.2

92.- Ssf Bonn 1905 E.v. (6,926.8 points)

Start #	Athlete	AG	Country				Time	AGR
1 1651	Stefan Reifenberg	M55-59	- DEU	01:21:32	05:22:35	04:11:05	11:15:16	3689.6
2 1740	Torge Valerius	M45-49	- DEU	01:20:44	05:23:07	04:13:37	11:14:00	3237.2






93.- Bsfg Porsche Triathlon (6,925.4 points)

Start #	Athlete	AG	Country				Time	AGR
1 1009	Oliver Classen	M30-34	- DEU	01:08:34	05:11:20	03:34:08	10:09:32	3596.0
2 458	Sebastian Voigtländer	M30-34	- DEU	01:26:44	05:13:33	03:40:13	10:31:45	3329.4

94.- Tri Coaching Finland (6,785.0 points)

Start #	Athlete	AG	Country				Time	AGR
1 2052	Tuomo Pilvijärvi	M40-44	- FIN	00:59:45	04:55:22	03:21:58	09:26:39	4414.8
2 692	Jussi Ranta	M50-54	- FIN	01:15:43	05:27:48	05:29:31	12:33:19	2370.2



Age Groups - TriClub Results
95.- No1 Fitness Team (6,669.6 points)

Start #	Athlete	AG	Country				Time	AGR
1	1110 Brendan Dowd	M45-49	 - IRL	01:11:49	04:45:54	04:10:55	10:23:54	3838.4
2	254 Rommel Mesquita	M45-49	 - IRL	01:21:43	05:38:52	04:31:10	11:47:50	2831.2

96.- Tri5 Team (6,613.6 points)

Start #	Athlete	AG	Country				Time	AGR
1	2035 Antonio Zamorano Díaz	M40-44	 - ESP	01:13:39	04:35:58	03:22:50	09:21:52	4472.2
2	2034 Jose Luis Jimenez Aisa	M45-49	 - ESP	01:10:20	06:19:24	05:01:39	12:45:19	2141.4

97.- Htf Ludwik Sikorski (6,563.2 points)

Start #	Athlete	AG	Country				Time	AGR
1	684 Patrycja Meksa	F50-54	 - POL	01:23:49	06:01:00	04:43:45	12:31:54	3588.2
2	2228 Marcin Maslowski	M40-44	 - POL	01:14:58	05:49:21	04:06:19	11:26:38	2975.0

98.- Skizunft Kornwestheim Triathlon (6,467.6 points)

Start #	Athlete	AG	Country				Time	AGR
1	822 Uwe Lercher	M55-59	 - DEU	01:16:07	05:01:33	05:22:18	11:51:48	3251.2
2	1021 Danijel Cakeljic	M40-44	 - DEU	01:22:09	05:20:04	04:10:14	11:06:31	3216.4

99.- Sv Gladbeck 13 (6,400.6 points)

Start #	Athlete	AG	Country				Time	AGR
1	1726 Hans-Jürgen Balke	M65-69	 - DEU	01:43:50	06:18:13	04:46:22	13:14:20	3510.2
2	1444 Michael Walter	M55-59	 - DEU	01:14:40	05:43:35	05:04:46	12:21:52	2890.4

100.- Tridators (6,370.2 points)

Start #	Athlete	AG	Country				Time	AGR
1	1495 Claas Gödecke	M50-54	 - DEU	01:27:14	05:22:21	04:03:04	11:04:37	3434.6
2	1493 Andreas Schreiber	M50-54	 - DEU	01:12:35	05:26:47	04:50:55	11:46:12	2935.6

101.- Club Natació Radikal Swim (6,356.8 points)

Start #	Athlete	AG	Country				Time	AGR
1	1042 Cesar Jimenez Zenteno	M40-44	 - ESP	01:11:20	06:02:10	04:10:46	11:40:39	2806.8
2	1044 Didac Xifreu Gonzalez	M45-49	 - ESP	01:19:11	06:10:45	04:17:25	12:11:16	2550.0
3	686 Jorge Schenone	M45-49	 - ITA	01:21:59	06:40:29	06:15:03	14:45:28	1000.0

102.- Trionik Multisport GmbH (6,138.4 points)

Start #	Athlete	AG	Country				Time	AGR
1	1282 Patrick Henkel	M50-54	 - DEU	01:16:50	05:49:10	04:08:07	11:29:16	3138.8
2	1297 Ilka Grönewold	F35-39	 - DEU	01:43:03	06:14:20	03:56:39	12:14:07	2999.6

103.- Mtv Aurich Triathlon (6,135.6 points)

Start #	Athlete	AG	Country				Time	AGR
1	1821 Jan Tobiassen	M50-54	 - DEU	01:35:39	05:33:29	04:03:24	11:30:20	3126.0
2	1892 Lukas Flaig	M25-29	 - DEU	01:18:46	05:46:26	04:04:32	11:23:37	3009.6

Age Groups - TriClub Results
104.- Triathlon Club Geneve (6,109.2 points)

Start #	Athlete	AG	Country				Time	AGR
1 2091	Mathieu Girardin	M30-34	- CHE	01:15:43	04:06:08	03:26:40	09:00:58	4418.8
2 2006	Katie Mora Rossi	F45-49	- CHE	01:08:38	06:46:58	05:46:59	14:08:11	1690.4

105.- Hellas Triathlon (6,019.0 points)

Start #	Athlete	AG	Country				Time	AGR
1 1169	Bart Holthuizen	M30-34	- NLD	01:04:45	04:48:59	03:37:49	09:43:40	3906.4
2 2146	Piter Kooi	M35-39	- NLD	01:16:21	05:50:12	04:46:52	12:08:34	2112.6

106.- Cariboost (5,966.0 points)

Start #	Athlete	AG	Country				Time	AGR
1 313	Laurent Cochaux	M30-34	- BEL	01:07:34	05:02:04	04:18:56	10:44:41	3174.2
2 1826	Olivier Le Clercq	M30-34	- BEL	01:25:07	05:49:47	03:47:21	11:16:33	2791.8

107.- Podistica Solidarieta Triathlon (5,901.0 points)

Start #	Athlete	AG	Country				Time	AGR
1 2078	Giorgio Cirillo	M40-44	- ITA	01:13:49	05:20:24	03:58:09	10:46:41	3454.4
2 2077	Federico Berardocco	M50-54	- ITA	01:32:27	06:03:18	04:36:52	12:26:57	2446.6

108.- Serpentine (5,851.8 points)

Start #	Athlete	AG	Country				Time	AGR
1 742	Manuel Jesus Fernandez Losa	M40-44	- ESP	01:08:52	05:19:43	04:19:49	11:03:55	3247.6
2 1477	Matthew Hearne	M45-49	- GBR	01:27:57	05:27:57	04:46:57	12:06:45	2604.2

109.- Sciencetraining.gr (5,463.4 points)

Start #	Athlete	AG	Country				Time	AGR
1 1682	Panagiotis Papadopoulos	M25-29	- GRC	01:09:26	04:53:45	03:08:24	09:22:28	4463.4
2 445	Alexandros Theodorakos	M35-39	- GRC	01:49:29	06:41:37	05:36:57	14:33:31	1000.0

110.- Triatlon Klub Podgorica (5,438.6 points)

Start #	Athlete	AG	Country				Time	AGR
1 1426	Filip Krgovic	M30-34	- MNE	01:09:05	04:46:00	04:05:05	10:10:06	3589.2
2 1423	Predrag Perovic	M40-44	- MNE	01:25:48	06:24:39	04:52:14	13:00:26	1849.4

111.- /Tri Club Denmark (5,421.8 points)

Start #	Athlete	AG	Country				Time	AGR
1 1579	Henrik Larsen	M55-59	- DNK	01:33:50	06:09:17	04:14:42	12:17:02	2948.4
2 1313	Mike Robinson	M40-44	- NZL	01:22:22	05:30:13	04:51:26	12:08:26	2473.4

112.- Luft Tri Team (5,306.0 points)

Start #	Athlete	AG	Country				Time	AGR
1 1331	Jaroslav Wikalinski	M50-54	- POL	01:44:23	05:23:05	03:41:44	11:08:29	3388.2
2 1334	Bartosz Wikalinski	M18-24	- POL	01:44:24	05:53:52	04:47:40	12:48:46	1917.8

113.- Hampstead Triathlon Club (5,297.0 points)

Age Groups - TriClub Results

Start #	Athlete	AG	Country				Time	AGR
1 1847	Scott Woods	M30-34	- GBR	01:17:09	05:05:51	04:07:24	10:46:27	3153.0
2 926	Lorela Broucher	F40-44	- GBR	01:29:55	06:43:14	05:00:22	13:39:57	2144.0

114.- Thriko (5,206.2 points)

Start #	Athlete	AG	Country				Time	AGR
1 956	Jon Axelsson	M60-64	- ISL	01:23:04	06:03:49	05:09:13	12:56:35	2804.2
2 1096	Halldór Snorrason	M50-54	- ISL	01:24:52	05:54:27	04:51:08	12:30:40	2402.0

115.- Ironteam Italia (5,199.4 points)

Start #	Athlete	AG	Country				Time	AGR
1 343	Luca Stanchieri	M55-59	- ITA	01:23:17	05:33:40	04:51:28	12:11:16	3017.6
2 2123	Sarah Pacetti	F45-49	- ITA	01:20:46	07:02:02	04:46:45	13:27:14	2181.8

116.- Total Transition Triathlon Club (5,096.4 points)

Start #	Athlete	AG	Country				Time	AGR
1 868	Danielle Scott	F35-39	- GBR	01:19:04	06:17:06	04:14:48	12:16:07	2975.6
2 869	Matt Rutherford	M35-39	- GBR	01:07:45	06:11:49	04:26:02	12:07:53	2120.8

117.- Team Freespeed (5,000.0 points)

Start #	Athlete	AG	Country				Time	AGR
1 141	Paul Lunn	M50-54	- GBR	01:03:38	04:32:36	03:09:55	08:54:10	5000.0

117.- Yeah!Sport (5,000.0 points)

Start #	Athlete	AG	Country				Time	AGR
1 227	Marit Bergmann	F30-34	- DEU	01:07:01	04:51:26	03:03:51	09:11:31	5000.0

117.- Rea Card Triathlon Team Tus Griesheim (5,000.0 points)

Start #	Athlete	AG	Country				Time	AGR
1 353	Katharina Grölz	F45-49	- DEU	01:10:40	04:51:52	03:20:40	09:32:23	5000.0

117.- Trc Essen 84 (5,000.0 points)

Start #	Athlete	AG	Country				Time	AGR
1 1748	Mareike Eißmann	F40-44	- DEU	01:16:46	05:03:50	03:09:19	09:41:57	5000.0

117.- Triathlon Club Valais (5,000.0 points)

Start #	Athlete	AG	Country				Time	AGR
1 103	Pascal Fumeaux	PC/ID	- CHE	01:16:03	06:18:28	03:18:46	11:22:51	5000.0

117.- 7Oaks Triathlon Club (5,000.0 points)

Start #	Athlete	AG	Country				Time	AGR
1 563	Valerie Place	F60-64	- GBR	01:13:59	05:50:50	04:31:59	11:52:10	5000.0

117.- Haderslev Tri 2000 (5,000.0 points)

Start #	Athlete	AG	Country				Time	AGR
1 2238	Leif Hartman	M70-74	- DNK	01:49:21	06:39:27	05:41:36	14:36:26	5000.0

Age Groups - TriClub Results
124.- Trizone Insel Ruegen (4,993.6 points)

Start #	Athlete	AG	Country				Time	AGR
1 1698	Gabriel Junge	M30-34	- DEU	01:28:18	05:35:17	03:39:51	11:07:26	2901.2
2 1699	André Frieblisch	M45-49	- DEU	01:29:24	05:59:29	04:54:13	12:49:24	2092.4

125.- Triatlón Mar De Vigo (4,968.4 points)

Start #	Athlete	AG	Country				Time	AGR
1 1877	Cristina Torres	F18-24	- ESP	01:01:17	05:24:33	04:38:46	11:18:24	4968.4

126.- Fusionteamnl (4,950.6 points)

Start #	Athlete	AG	Country				Time	AGR
1 863	Jan Blokland	M60-64	- NLD	01:00:13	04:48:43	03:54:50	09:57:43	4950.6

127.- Ik Nocout.se (4,947.0 points)

Start #	Athlete	AG	Country				Time	AGR
1 907	Ulf Bladh	M60-64	- SWE	01:11:19	05:02:48	03:31:05	09:58:01	4947.0

128.- Vejen Tri Og Motion (4,922.4 points)

Start #	Athlete	AG	Country				Time	AGR
1 1007	Lajla Wolff	F55-59	- DNK	01:15:42	05:26:41	03:53:05	10:48:44	4922.4

129.- Beijing Long Yuan Triathlon Club (4,865.0 points)

Start #	Athlete	AG	Country				Time	AGR
1 126	Miao Hao	M35-39	- CHN	00:50:51	04:29:18	02:51:20	08:19:12	4865.0

130.- Lg Steinlach-Zollern (4,811.4 points)

Start #	Athlete	AG	Country				Time	AGR
1 1457	Andreas Scherer	M40-44	- DEU	01:02:40	04:32:31	03:09:06	08:53:36	4811.4

131.- Högby If (4,794.2 points)

Start #	Athlete	AG	Country				Time	AGR
1 113	Oliver Wykman	M25-29	- SWE	01:07:12	04:47:15	02:50:59	08:54:54	4794.2

132.- Hareskovens Triathlon Klub (4,745.0 points)

Start #	Athlete	AG	Country				Time	AGR
1 1583	Jens Irgens	M50-54	- DNK	01:09:47	04:45:55	03:09:23	09:15:25	4745.0

133.- Magdeburger Triathlon Club E.v. (4,720.6 points)

Start #	Athlete	AG	Country				Time	AGR
1 1453	Ulf Starke	M55-59	- DEU	01:05:05	05:04:08	03:28:54	09:49:21	4720.6

134.- Citrius - Endurance Club (4,692.6 points)

Start #	Athlete	AG	Country				Time	AGR
1 484	Nir Richman	M40-44	- ISR	00:59:47	04:56:29	02:58:07	09:03:30	4692.6

135.- Najmowicz Triathlon (4,690.0 points)

Age Groups - TriClub Results

Start #	Athlete	AG	Country				Time	AGR
1 1233	Piotr Prejs	M45-49	- POL	01:10:35	04:33:21	03:18:55	09:12:56	4690.0

136.- Halmstad Triathlon & Multisport (4,663.4 points)

Start #	Athlete	AG	Country				Time	AGR
1 338	Pontus Risberg	M25-29	- SWE	01:02:28	04:46:59	03:07:45	09:05:48	4663.4

137.- Mx Endurance (4,650.6 points)

Start #	Athlete	AG	Country				Time	AGR
1 123	Alvaro Martin Hernandez	M40-44	- ESP	01:08:43	04:29:53	03:17:34	09:07:00	4650.6

138.- C.t. Almeria (4,642.6 points)

Start #	Athlete	AG	Country				Time	AGR
1 296	Javier Serrano	M50-54	- ESP	01:07:20	04:45:28	03:20:07	09:23:57	4642.6

139.- Asd Go Tri Team Gorizia (4,623.4 points)

Start #	Athlete	AG	Country				Time	AGR
1 262	Antonio Guido Monno	M70-74	- ITA	01:31:13	07:07:59	05:55:24	15:07:49	4623.4

140.- Lac Unlimited Tri Team (4,609.0 points)

Start #	Athlete	AG	Country				Time	AGR
1 641	Gabriele Pauer	F55-59	- AUT	01:10:47	05:41:28	04:09:40	11:14:51	4609.0

141.- Triathlon Ardennes (4,605.4 points)

Start #	Athlete	AG	Country				Time	AGR
1 119	Jérôme Marechal	M35-39	- BEL	01:04:36	04:32:45	02:52:46	08:40:50	4605.4

142.- Apollo Endurance Lab (4,602.2 points)

Start #	Athlete	AG	Country				Time	AGR
1 167	Claudine Jansen	F50-54	- NLD	01:19:55	05:27:30	04:06:38	11:07:24	4602.2

143.- Ubs Tri Club (4,594.8 points)

Start #	Athlete	AG	Country				Time	AGR
1 160	Daniel Erdelyi	M35-39	- HUN	00:57:42	04:33:40	03:02:22	08:41:43	4594.8

144.- Desam.es (4,573.0 points)

Start #	Athlete	AG	Country				Time	AGR
1 453	Oliver De La Fuente	M45-49	- ESP	01:01:26	04:50:10	03:20:24	09:22:41	4573.0

145.- Triathlon Team Rheinberg (4,567.6 points)

Start #	Athlete	AG	Country				Time	AGR
1 154	Jens Gosebrink	M35-39	- DEU	00:54:03	04:42:14	03:00:16	08:43:59	4567.6

146.- Ifa Nonstop Bamberg E.v. (4,564.6 points)

Start #	Athlete	AG	Country				Time	AGR
1 897	Marius Theuerer	M30-34	- DEU	01:00:02	04:35:46	03:04:05	08:48:49	4564.6

Age Groups - TriClub Results

147.- Sisu Berlin (4,559.8 points)

Start #	Athlete	AG	Country				Time	AGR
1 877	Michael Noll	M55-59	- DEU	01:02:46	04:57:07	03:48:45	10:02:45	4559.8

148.- Tri60 Gorillaz Ironteam (4,557.8 points)

Start #	Athlete	AG	Country				Time	AGR
1 145	Rubio Andrea	M45-49	- ITA	01:11:06	04:22:55	03:36:59	09:23:57	4557.8

149.- Herlev Tri & Motion (4,528.0 points)

Start #	Athlete	AG	Country				Time	AGR
1 2153	Jesper Thorlund Jensen	M50-54	- DNK	01:33:10	05:27:30	03:47:01	11:05:25	3425.0
2 772	Kim Lefevre Simonsen	M45-49	- DNK	01:27:32	05:50:11	06:31:02	14:11:51	1103.0

150.- Olympic Triathlon (Italy) (4,515.6 points)

Start #	Athlete	AG	Country				Time	AGR
1 2094	Roberto Marini	M45-49	- ITA	01:01:18	04:55:33	03:19:57	09:27:28	4515.6

151.- Road2Kona (4,508.8 points)

Start #	Athlete	AG	Country				Time	AGR
1 136	Jiri Pospisil	M45-49	- CZE	01:05:57	04:54:02	03:18:35	09:28:02	4508.8

152.- Tri Dornbirn (4,496.0 points)

Start #	Athlete	AG	Country				Time	AGR
1 1370	Marcel Tureczek	M25-29	- AUT	00:59:21	04:54:46	03:17:27	09:19:45	4496.0

153.- Gvav Rapiditas Triathlon Groningen (4,490.8 points)

Start #	Athlete	AG	Country				Time	AGR
1 1373	Niels Grote Beverborg	M30-34	- NLD	00:59:24	04:47:36	02:59:35	08:54:58	4490.8

154.- Pv Triathlon Witten (4,489.4 points)

Start #	Athlete	AG	Country				Time	AGR
1 129	Till Schaefer	M35-39	- DEU	00:58:10	04:33:23	03:10:33	08:50:30	4489.4

155.- Team Hotel Jakob (4,461.4 points)

Start #	Athlete	AG	Country				Time	AGR
1 152	Marcus Conrad	M40-44	- DEU	01:19:41	04:52:12	03:01:34	09:22:46	4461.4

156.- Lentriac Vzw (4,460.2 points)

Start #	Athlete	AG	Country				Time	AGR
1 1876	Dominiek Horre	M55-59	- BEL	01:13:05	05:06:05	03:37:46	10:11:03	4460.2

157.- Canyonradpack (4,458.8 points)

Start #	Athlete	AG	Country				Time	AGR
1 1250	Juli Cardoso Schmidt	F35-39	- BRA	01:05:27	04:58:33	03:59:22	10:12:31	4458.8

158.- Tgcbinn (4,456.0 points)

Age Groups - TriClub Results

Start #	Athlete	AG	Country				Time	AGR
1	659 Diego Ribao Rodriguez	M40-44	- ESP	01:09:05	05:00:59	03:03:31	09:23:13	4456.0

159.- Pro Endurance Academy (4,445.6 points)

Start #	Athlete	AG	Country				Time	AGR
1	958 Juan Labra	M45-49	- CHL	01:13:26	05:01:00	03:06:19	09:33:18	4445.6

160.- Edo Sports (4,434.8 points)

Start #	Athlete	AG	Country				Time	AGR
1	2273 Joey Van De Beek	M30-34	- NLD	01:10:32	04:39:44	02:59:25	08:59:38	4434.8

161.- Pskarlsruhe Triathlon (4,427.2 points)

Start #	Athlete	AG	Country				Time	AGR
1	703 Silke Piri	F35-39	- DEU	01:22:42	05:14:03	03:28:02	10:15:09	4427.2

162.- Iron Stars Beroun (4,415.6 points)

Start #	Athlete	AG	Country				Time	AGR
1	456 Katerina Kratka	F40-44	- CZE	01:10:41	05:52:59	03:14:36	10:30:39	4415.6

163.- Triathlon Vereniging Almere (4,415.4 points)

Start #	Athlete	AG	Country				Time	AGR
1	495 Viki Stelma-Boviatsis	F35-39	- NLD	00:56:37	05:10:35	03:56:42	10:16:08	4415.4

164.- Triathlonverein Dresden E.v. (4,354.4 points)

Start #	Athlete	AG	Country				Time	AGR
1	1187 Manuela Suess	F45-49	- DEU	01:07:30	05:12:21	03:55:49	10:26:11	4354.4

165.- Purple Patch Fitness (4,333.6 points)

Start #	Athlete	AG	Country				Time	AGR
1	548 Joanne Harwood	F60-64	- USA	01:24:39	06:19:52	04:46:08	12:47:42	4333.6

166.- Cet Distance (4,321.4 points)

Start #	Athlete	AG	Country				Time	AGR
1	211 Antonio Marquez Luque	M50-54	- ESP	01:14:18	05:05:22	03:18:21	09:50:43	4321.4

167.- As Monaco Triathlon (4,307.0 points)

Start #	Athlete	AG	Country				Time	AGR
1	131 Burcu Aslanagi	F45-49	- TUR	01:08:07	05:25:07	03:46:22	10:30:08	4307.0

168.- Asker Triathlon Klubb (4,297.6 points)

Start #	Athlete	AG	Country				Time	AGR
1	442 Henrik Knutsen	M30-34	- NOR	01:05:38	04:38:26	03:18:57	09:11:04	4297.6

169.- Triathlon Team Brianza (4,294.2 points)

Start #	Athlete	AG	Country				Time	AGR
1	823 Fabio Isolato	M45-49	- ITA	01:14:48	05:49:25	03:35:31	11:09:15	3294.2

Age Groups - TriClub Results
169.- Triathlon Team Brianza (4,294.2 points)

Start #	Athlete	AG	Country				Time	AGR
2 1694	Gabriele Giarratana	M45-49	- ITA	01:26:57	05:42:02	07:15:37	14:41:41	1000.0

170.- Tri-Team Numaga (4,291.0 points)

Start #	Athlete	AG	Country				Time	AGR
1 2012	Martijn Phylipsen	M45-49	- NLD	01:05:10	04:48:09	03:37:26	09:46:11	4291.0

171.- 4 Performance Uk (4,290.4 points)

Start #	Athlete	AG	Country				Time	AGR
1 1295	Jon Warren	M40-44	- GBR	01:27:22	04:42:16	03:17:04	09:37:01	4290.4

172.- Sportshop-Triathlon Team (4,289.2 points)

Start #	Athlete	AG	Country				Time	AGR
1 125	Yong Zhao	M45-49	- CHN	00:55:50	05:14:31	03:24:46	09:46:20	4289.2

173.- Taxan[Tria] (4,281.0 points)

Start #	Athlete	AG	Country				Time	AGR
1 1521	Stijn Van Opstal	M35-39	- BEL	01:06:20	04:44:26	03:03:49	09:07:52	4281.0

174.- Sv Gendorf Burgkirchen (4,276.0 points)

Start #	Athlete	AG	Country				Time	AGR
1 1611	Julia Rohracker	F30-34	- DEU	01:08:19	05:22:25	03:30:51	10:11:51	4276.0

175.- Betri (4,273.6 points)

Start #	Athlete	AG	Country				Time	AGR
1 2294	Tomáš Holkup	M40-44	- CZE	01:15:21	05:01:49	03:09:02	09:38:25	4273.6

176.- Göteborgs Skidklubb (4,272.4 points)

Start #	Athlete	AG	Country				Time	AGR
1 2244	Ragnar Crona	M50-54	- SWE	01:11:28	05:00:09	03:31:29	09:54:48	4272.4

177.- Kaifu Tri Team E.v. (4,249.8 points)

Start #	Athlete	AG	Country				Time	AGR
1 194	Benjamin Franke	M30-34	- DEU	01:15:24	04:49:50	03:02:05	09:15:03	4249.8

178.- Tsv 1880 Gera-Zwötzen (4,244.8 points)

Start #	Athlete	AG	Country				Time	AGR
1 2008	Michael Mueller	M45-49	- DEU	01:15:19	04:59:21	03:25:56	09:50:02	4244.8

179.- Rari Nantes Trieste (4,240.2 points)

Start #	Athlete	AG	Country				Time	AGR
1 2184	Marco Carboni	M40-44	- ITA	01:02:06	04:57:39	03:29:55	09:41:12	4240.2

180.- Team-Naunheim.de (4,235.8 points)

Age Groups - TriClub Results

Start #	Athlete	AG	Country				Time	AGR
1 2042	Charlotte Lang	F25-29	- DEU	01:00:54	05:39:41	03:32:54	10:26:16	4235.8

181.- Noisy-Le-Grand Triathlon (4,234.8 points)

Start #	Athlete	AG	Country				Time	AGR
1 1447	Thierry Duvernay	M40-44	- FRA	00:56:55	05:17:51	03:17:30	09:41:39	4234.8

181.- Team Leo Express Logistik Tsv Calw (4,234.8 points)

Start #	Athlete	AG	Country				Time	AGR
1 1874	Sergej Dupper	M40-44	- DEU	01:13:10	04:47:57	03:30:13	09:41:39	4234.8

183.- Aqua Plus Triathlon (4,234.4 points)

Start #	Athlete	AG	Country				Time	AGR
1 1166	Riikka Rask	F55-59	- FIN	01:27:35	05:57:45	04:06:20	11:46:04	4234.4

184.- Poseidon Kuwait (4,234.2 points)

Start #	Athlete	AG	Country				Time	AGR
1 491	Mohamed Hamada	M35-39	- EGY	00:57:33	04:51:06	03:13:03	09:11:46	4234.2

185.- Lidingö Triathlon (4,228.8 points)

Start #	Athlete	AG	Country				Time	AGR
1 505	Jonas Lindkvist	M50-54	- SWE	01:10:16	05:02:47	03:31:03	09:58:26	4228.8

186.- 12Bo4 (4,202.4 points)

Start #	Athlete	AG	Country				Time	AGR
1 465	Annelies Holvoet	F40-44	- BEL	01:09:03	05:30:38	03:53:07	10:48:25	4202.4

187.- Mtv Heide (4,190.0 points)

Start #	Athlete	AG	Country				Time	AGR
1 2304	Matze Wahls	M40-44	- DEU	01:15:57	04:54:21	03:23:20	09:45:23	4190.0

188.- Triathlon Pays Du Neubourg (4,186.6 points)

Start #	Athlete	AG	Country				Time	AGR
1 182	Yannick Ampoulié	M40-44	- FRA	01:11:36	05:22:11	03:01:51	09:45:40	4186.6

189.- Gråmanstorp Runners (4,182.8 points)

Start #	Athlete	AG	Country				Time	AGR
1 350	Rickard Lindholm	M45-49	- SWE	01:12:19	04:48:56	03:42:46	09:55:12	4182.8

190.- Ssc Karlsruhe (4,161.0 points)

Start #	Athlete	AG	Country				Time	AGR
1 1464	Hector Sauri Suarez	M35-39	- ESP	00:53:55	04:47:20	03:27:19	09:17:52	4161.0

191.- Sc Wiesbaden 1911 E.v. Abteilung Triathlon (4,160.6 points)

Start #	Athlete	AG	Country				Time	AGR
1 345	Christoph Matthias	M55-59	- DEU	01:13:23	05:18:21	03:49:25	10:36:01	4160.6

Age Groups - TriClub Results

192.- Rwo Endurance Team (4,156.2 points)

Start #	Athlete	AG	Country				Time	AGR
1 1623	Bastian Siemes	M35-39	- DEU	01:04:34	04:50:32	03:14:15	09:18:16	4156.2

193.- Vector Racing (4,151.0 points)

Start #	Athlete	AG	Country				Time	AGR
1 1291	Kris Whitelaw	M40-44	- GBR	01:01:02	04:30:54	04:03:43	09:48:38	4151.0

194.- Stockholm City Triathlon (4,124.4 points)

Start #	Athlete	AG	Country				Time	AGR
1 304	Andrea Petrovski	M40-44	- MKD	01:10:22	05:06:35	03:22:50	09:50:51	4124.4

195.- Racextract Racing Team (4,116.2 points)

Start #	Athlete	AG	Country				Time	AGR
1 1227	Andreas Hauck	M50-54	- DEU	01:08:53	04:57:41	03:50:17	10:07:49	4116.2

196.- Reckless Race (4,112.4 points)

Start #	Athlete	AG	Country				Time	AGR
1 749	Timo Ronkainen	M45-49	- FIN	01:19:41	04:51:50	03:35:24	10:01:04	4112.4

197.- Tsv Bayer Dormagen (4,110.8 points)

Start #	Athlete	AG	Country				Time	AGR
1 299	Frank Priess	M55-59	- DEU	01:14:46	05:08:53	04:03:41	10:40:10	4110.8

198.- Tv 1860 Mußbach (4,103.2 points)

Start #	Athlete	AG	Country				Time	AGR
1 499	Andre Maack	M55-59	- DEU	01:09:31	05:08:26	04:08:45	10:40:48	4103.2

199.- P3 Trisports Team (4,096.0 points)

Start #	Athlete	AG	Country				Time	AGR
1 1274	Hans-Peter Rappelsberger	M50-54	- AUT	01:08:20	04:54:48	03:55:09	10:09:30	4096.0

200.- Melbourne Triathlon Club Inc (4,074.4 points)

Start #	Athlete	AG	Country				Time	AGR
1 2057	Adam Miller	M25-29	- GBR	01:11:32	05:08:18	03:22:05	09:54:53	4074.4

201.- Keravnos Strovolou (4,061.6 points)

Start #	Athlete	AG	Country				Time	AGR
1 1253	Tasos Tseronis	M40-44	- GRC	01:15:14	05:13:37	03:12:47	09:56:05	4061.6

202.- Yas Cycles Triathlon Team (4,059.4 points)

Start #	Athlete	AG	Country				Time	AGR
1 210	Mirjana Rankovic	F40-44	- SRB	01:04:45	05:37:34	04:03:05	11:00:20	4059.4

203.- Roskilde Tri (4,055.2 points)

Age Groups - TriClub Results

Start #	Athlete	AG	Country				Time	AGR
1 294	Mads Enevoldsen	M25-29	- DNK	00:59:34	04:54:01	03:53:27	09:56:29	4055.2

204.- Team Panda (4,047.6 points)

Start #	Athlete	AG	Country				Time	AGR
1 334	Matteo Vitulano	M45-49	- ITA	01:24:40	05:10:45	03:18:20	10:06:28	4047.6

205.- Brander Sv Tri Team (4,037.6 points)

Start #	Athlete	AG	Country				Time	AGR
1 1820	Achim Borgmann	M50-54	- DEU	01:09:22	04:46:10	04:05:51	10:14:22	4037.6

206.- Tsv Gruenwald (4,019.0 points)

Start #	Athlete	AG	Country				Time	AGR
1 1602	Gabriele Geipel	F55-59	- DEU	01:18:33	05:55:16	04:33:43	12:04:01	4019.0

207.- Top Team Tri Nö (4,014.8 points)

Start #	Athlete	AG	Country				Time	AGR
1 1301	Barbara Hopfgartner	F35-39	- AUT	01:13:12	05:29:11	03:54:59	10:49:31	4014.8

208.- Pmx Powermaxx (3,996.6 points)

Start #	Athlete	AG	Country				Time	AGR
1 1161	Olivier Depeauw	M40-44	- LUX	01:15:40	05:07:59	03:20:27	10:01:30	3996.6

209.- Omni-Biotic Powerteam (3,995.8 points)

Start #	Athlete	AG	Country				Time	AGR
1 1607	Fynn Timm	M25-29	- DEU	01:12:03	04:49:02	03:49:31	10:01:26	3995.8

210.- L-Crew (3,967.2 points)

Start #	Athlete	AG	Country				Time	AGR
1 117	Anastasia Tsurouktzi	F30-34	- GRC	01:03:08	05:19:59	04:04:31	10:37:35	3967.2

211.- Tca Evreux Triathlon (3,950.6 points)

Start #	Athlete	AG	Country				Time	AGR
1 1550	Willy Langlois	M45-49	- FRA	01:05:15	05:13:16	03:44:34	10:14:33	3950.6

212.- Tsv Neuhaus/Aisch (3,949.6 points)

Start #	Athlete	AG	Country				Time	AGR
1 924	Rico Dr. Winkels	M45-49	- DEU	01:28:28	04:59:14	03:34:17	10:14:38	3949.6

213.- Trismile (3,943.2 points)

Start #	Athlete	AG	Country				Time	AGR
1 788	Mait Laidvee	M40-44	- EST	01:12:49	05:13:16	03:27:58	10:05:57	3943.2

214.- Mytribe (3,934.0 points)

Start #	Athlete	AG	Country				Time	AGR
1 1089	Yoann Peschard	M35-39	- FRA	01:19:40	04:59:02	03:04:47	09:36:47	3934.0

Age Groups - TriClub Results

215.- Atlético Bacardi (3,933.0 points)

Start #	Athlete	AG	Country				Time	AGR
1	710 Ulli Krastev	M50-54	- DEU	01:14:30	05:12:45	03:40:00	10:23:05	3933.0

216.- Port Talbot Harriers Ac (3,923.6 points)

Start #	Athlete	AG	Country				Time	AGR
1	715 Neil Morgan	M45-49	- GBR	01:02:14	05:02:55	03:58:21	10:16:48	3923.6

217.- Athletico Leipzig (3,920.6 points)

Start #	Athlete	AG	Country				Time	AGR
1	1467 Thomas Galle-Lüth	M40-44	- DEU	01:06:54	04:18:05	04:31:08	10:07:50	3920.6

218.- 3K Sport (3,906.8 points)

Start #	Athlete	AG	Country				Time	AGR
1	882 Andrej Bivic	M50-54	- SVN	01:11:51	05:06:03	03:54:42	10:25:16	3906.8

219.- Coalville Triathlon Club (3,903.6 points)

Start #	Athlete	AG	Country				Time	AGR
1	284 Tom Smith	M45-49	- GBR	01:14:24	04:50:35	03:59:52	10:18:28	3903.6

220.- Unstoppable Sport Club (3,902.8 points)

Start #	Athlete	AG	Country				Time	AGR
1	121 Ionut Olariu	M40-44	- ROU	01:18:07	04:58:34	03:37:47	10:09:19	3902.8

221.- Heleneholms Tri Team (3,893.0 points)

Start #	Athlete	AG	Country				Time	AGR
1	292 Jenny Rosenberg	F40-44	- SWE	01:11:22	05:28:09	04:21:34	11:14:12	3893.0

222.- Svgg Hirschlanden-Schöckingen (3,886.4 points)

Start #	Athlete	AG	Country				Time	AGR
1	1318 Thomas Schmid	M40-44	- DEU	01:20:30	05:05:09	03:33:06	10:10:41	3886.4

223.- 3Arteam (3,872.8 points)

Start #	Athlete	AG	Country				Time	AGR
1	159 Pavel Artyushenko	M45-49	- KAZ	01:08:25	05:08:39	03:51:11	10:21:02	3872.8

224.- Betric (3,864.2 points)

Start #	Athlete	AG	Country				Time	AGR
1	2055 Mehdi De Roeck	M35-39	- BEL	00:55:30	04:57:52	03:37:27	09:42:36	3864.2

225.- Triathlon Team Buxtehude (3,859.4 points)

Start #	Athlete	AG	Country				Time	AGR
1	164 Karsten Luecke	M50-54	- DEU	01:11:41	05:30:10	03:35:35	10:29:13	3859.4

226.- Marathon-Club Eschweiler 1983 E.v. (3,856.6 points)

Start #	Athlete	AG	Country				Time	AGR
1	164 Karsten Luecke	M50-54	- DEU	01:11:41	05:30:10	03:35:35	10:29:13	3859.4

Age Groups - TriClub Results

Start #	Athlete	AG	Country				Time	AGR
1 1871	Markus Gilleßen	M40-44	- DEU	01:13:25	04:58:04	03:46:44	10:13:10	3856.6

227.- Peak Performance Team (3,853.0 points)

Start #	Athlete	AG	Country				Time	AGR
1 719	Kostis Spiliadis	M35-39	- GRC	01:17:29	05:20:22	04:14:07	11:06:52	2853.0
2 431	Markos Pachos	M40-44	- GRC	01:17:32	06:35:17	06:23:21	14:45:38	1000.0

228.- Cfcostaovest (3,848.8 points)

Start #	Athlete	AG	Country				Time	AGR
1 635	Stefano Murru	M30-34	- ITA	00:54:24	05:02:26	03:41:03	09:48:28	3848.8

229.- Marcos Paulo Reis Assessoria Esportiva (3,845.2 points)

Start #	Athlete	AG	Country				Time	AGR
1 264	Erika Nakamura Da Costa	F40-44	- BRA	01:12:02	05:51:15	03:58:28	11:18:11	3845.2

230.- Sv Fun-Ball Dortelweil (3,840.6 points)

Start #	Athlete	AG	Country				Time	AGR
1 2017	Patrick Jordan	M50-54	- DEU	01:21:35	04:48:46	04:05:59	10:30:47	3840.6

231.- Team Twenty.six E.v. Roth (3,839.0 points)

Start #	Athlete	AG	Country				Time	AGR
1 221	Philipp Markus Sand	M35-39	- DEU	01:03:16	04:55:02	03:37:20	09:44:42	3839.0

232.- Sv Kirchzarten (3,828.0 points)

Start #	Athlete	AG	Country				Time	AGR
1 1438	Mark Frischknecht	M45-49	- DEU	01:08:35	05:05:48	03:52:21	10:24:46	3828.0

233.- Metz Triathlon (3,827.8 points)

Start #	Athlete	AG	Country				Time	AGR
1 149	Philippe Simon	M50-54	- FRA	01:24:51	05:20:12	03:32:01	10:31:51	3827.8

234.- Polisportiva Centese Asd (3,827.0 points)

Start #	Athlete	AG	Country				Time	AGR
1 1014	Andrea Dirani	M45-49	- ITA	01:11:40	05:11:43	03:46:02	10:24:51	3827.0

235.- The Flying Dutchman Team (3,809.4 points)

Start #	Athlete	AG	Country				Time	AGR
1 1418	Jan Gremmen	M50-54	- NLD	01:11:52	05:13:23	03:53:25	10:33:23	3809.4

236.- Triathlon Club Maksimir (3,796.2 points)

Start #	Athlete	AG	Country				Time	AGR
1 2009	Hrvoje Sagrak	M55-59	- HRV	01:23:52	05:39:51	03:44:53	11:06:23	3796.2

237.- Hoechster Schwimmverein 1893 E.v. (3,793.4 points)

Start #	Athlete	AG	Country				Time	AGR

Age Groups - TriClub Results

237.- Hoechster Schwimmverein 1893 E.v. (3,793.4 points)

Start #	Athlete	AG	Country				Time	AGR
1 690	Sebastian Wulff	M50-54	- DEU	01:07:39	05:07:07	04:10:08	10:34:43	3793.4

238.- Team Next Stage (3,784.2 points)

Start #	Athlete	AG	Country				Time	AGR
1 1288	Heather De Freitas	F40-44	- GBR	01:17:38	06:05:31	03:46:43	11:23:16	3784.2

239.- Cde. Jerezana De Triatlon (3,775.0 points)

Start #	Athlete	AG	Country				Time	AGR
1 1996	Ramon Alcala Barbera	M40-44	- ESP	01:14:11	05:22:03	03:33:12	10:19:58	3775.0

240.- Uno Publicidad Tragaleguas (3,774.4 points)

Start #	Athlete	AG	Country				Time	AGR
1 1033	Javier Gaona	M55-59	- ESP	01:11:27	05:23:55	04:15:43	11:08:12	3774.4

241.- Wicklow Triathlon Club (3,772.4 points)

Start #	Athlete	AG	Country				Time	AGR
1 277	Stuart Dwyer	M35-39	- IRL	01:05:47	05:04:33	03:28:33	09:50:15	3772.4

242.- Triathlon Stv Limbach-Oberfrohna (3,740.4 points)

Start #	Athlete	AG	Country				Time	AGR
1 1185	Sebastian Klein	M40-44	- DEU	01:12:33	05:16:47	03:39:03	10:22:51	3740.4

243.- Tv Altötting (3,737.6 points)

Start #	Athlete	AG	Country				Time	AGR
1 1907	Roman Jahn	M25-29	- DEU	01:19:15	05:11:06	03:38:20	10:22:57	3737.6

244.- Asd Green Hill (3,723.0 points)

Start #	Athlete	AG	Country				Time	AGR
1 2079	Luca Vecchia	M45-49	- ITA	01:10:24	05:11:51	03:58:23	10:33:31	3723.0

245.- Dawaj Kalach Team (3,712.2 points)

Start #	Athlete	AG	Country				Time	AGR
1 1468	Tomasz Tronina	M35-39	- POL	01:13:17	04:52:35	03:35:19	09:55:16	3712.2

246.- Club Triatlon Guadalajara (3,691.0 points)

Start #	Athlete	AG	Country				Time	AGR
1 1013	David Gonzalez Bautista	M35-39	- ESP	01:10:31	04:59:03	03:35:34	09:57:02	3691.0

247.- Polisportiva Thema Energia (3,687.4 points)

Start #	Athlete	AG	Country				Time	AGR
1 2076	Marco Malucelli	M60-64	- ITA	01:24:29	05:30:09	04:30:15	11:42:59	3687.4

248.- Andover Triathlon Club (3,685.0 points)

Age Groups - TriClub Results

Start #	Athlete	AG	Country				Time	AGR
1 1280	Peter Lewis	M50-54	- GBR	01:14:34	05:25:56	03:49:59	10:43:45	3685.0

249.- I Love Supersport (3,656.2 points)

Start #	Athlete	AG	Country				Time	AGR
1 1786	Vadim Skipin	M40-44	- NEU	01:17:33	05:03:13	03:53:49	10:29:52	3656.2

250.- Triathlon Club Together (3,634.6 points)

Start #	Athlete	AG	Country				Time	AGR
1 2093	Gregor Meissner	M45-49	- CHE	01:25:01	05:06:37	03:54:46	10:40:53	3634.6

251.- Olimpija Triatlon Klub (3,622.2 points)

Start #	Athlete	AG	Country				Time	AGR
1 978	Boris Jurca	M45-49	- SVN	01:22:48	05:18:11	03:40:36	10:41:55	3622.2

252.- Ute Mückel Triathlon E.v. (3,618.0 points)

Start #	Athlete	AG	Country				Time	AGR
1 323	Christian Witte	M45-49	- DEU	01:16:17	04:59:13	04:12:26	10:42:16	3618.0

253.- Doloteam Todotri (3,615.2 points)

Start #	Athlete	AG	Country				Time	AGR
1 256	Massimiliano Lolli	M30-34	- ITA	01:07:27	05:07:06	03:42:53	10:07:56	3615.2

254.- 1. Fc Kaiserslautern Triathlon (3,608.6 points)

Start #	Athlete	AG	Country				Time	AGR
1 1681	Thomas Schneck	M50-54	- DEU	01:09:53	05:14:58	04:11:54	10:50:07	3608.6

255.- Ttr (3,600.4 points)

Start #	Athlete	AG	Country				Time	AGR
1 834	Tommaso Berni	M40-44	- ITA	01:08:08	05:10:42	04:04:05	10:34:31	3600.4

256.- Kassimis Training (3,597.6 points)

Start #	Athlete	AG	Country				Time	AGR
1 1092	Dimitrios Sergoudis	M25-29	- GRC	01:12:29	05:17:31	03:52:39	10:34:37	3597.6

257.- Greenwich Tritons (3,586.4 points)

Start #	Athlete	AG	Country				Time	AGR
1 1078	James Donaldson	M30-34	- GBR	01:12:21	04:52:10	03:47:16	10:10:20	3586.4

258.- Club Leanda Cave (3,585.4 points)

Start #	Athlete	AG	Country				Time	AGR
1 644	Kimberly Tabor	F55-59	- USA	01:31:37	05:59:27	04:45:46	12:40:09	3585.4

259.- Issy Triathlon (3,566.8 points)

Start #	Athlete	AG	Country				Time	AGR
1 1869	Charles Segard	M45-49	- FRA	01:18:22	05:11:20	04:00:59	10:46:32	3566.8

Age Groups - TriClub Results

260.- VfB Salzkotten (3,566.6 points)

Start #	Athlete	AG	Country				Time	AGR
1 1356	Rolf Brölemann	M55-59	- DEU	01:14:26	05:21:49	04:33:33	11:25:31	3566.6

261.- Tv Memmingen (3,564.0 points)

Start #	Athlete	AG	Country				Time	AGR
1 1471	Jürgen Hebel	M50-54	- DEU	01:20:37	05:09:40	04:12:05	10:53:50	3564.0

262.- Asd Rhodigium Team (3,563.6 points)

Start #	Athlete	AG	Country				Time	AGR
1 1059	Andrea Spinello	M45-49	- ITA	01:24:15	05:10:54	03:54:23	10:46:48	3563.6

263.- Hildener At - Triathlon (3,524.8 points)

Start #	Athlete	AG	Country				Time	AGR
1 1236	Tobias Schuster	M45-49	- DEU	01:15:03	05:24:35	03:56:44	10:50:02	3524.8

264.- Triatlonteam Roeselare (3,510.0 points)

Start #	Athlete	AG	Country				Time	AGR
1 827	Erwin Degraeve	M50-54	- BEL	01:17:38	05:19:07	03:57:23	10:58:20	3510.0

265.- Triathlon Team Lausitz (3,499.8 points)

Start #	Athlete	AG	Country				Time	AGR
1 586	Erik Pudollek	M30-34	- DEU	00:59:56	05:02:37	04:02:30	10:17:33	3499.8

266.- Limerick Triathlon Club (3,498.6 points)

Start #	Athlete	AG	Country				Time	AGR
1 1103	Angela Robertson	F45-49	- IRL	01:31:30	05:28:34	04:22:53	11:37:30	3498.6

267.- Canterbury Triathlon Club (3,496.2 points)

Start #	Athlete	AG	Country				Time	AGR
1 183	Peter Fitzweijers	M40-44	- NZL	01:14:58	06:06:16	03:08:29	10:43:12	3496.2

268.- Nitro (3,491.4 points)

Start #	Athlete	AG	Country				Time	AGR
1 485	Yaniv Orkabi	M45-49	- ISR	01:08:27	05:19:29	04:12:14	10:52:49	3491.4

269.- Nenagh Triathlon Club (3,487.6 points)

Start #	Athlete	AG	Country				Time	AGR
1 1061	Ciara Cairns	F45-49	- IRL	01:19:00	05:45:47	04:16:46	11:38:25	3487.6

270.- Mtv Leck Von 1889 E.v. (3,484.8 points)

Start #	Athlete	AG	Country				Time	AGR
1 2185	Doris Jessen-Schütt	F55-59	- DEU	01:40:45	06:36:37	04:11:31	12:48:32	3484.8

271.- Tri- Bandits/Tsg Bergedorf (3,484.2 points)

Start #	Athlete	AG	Country				Time	AGR
1 2185	Doris Jessen-Schütt	F55-59	- DEU	01:40:45	06:36:37	04:11:31	12:48:32	3484.8

Age Groups - TriClub Results

Start #	Athlete	AG	Country				Time	AGR
1 625	Christoph Schoenfelder	M45-49	- DEU	01:27:09	04:59:28	04:07:59	10:53:25	3484.2

272.- Karlslunde Tri (3,481.8 points)

Start #	Athlete	AG	Country				Time	AGR
1 301	Henrik Overby Elsgaard	M30-34	- DNK	01:11:07	04:53:40	04:01:05	10:19:03	3481.8

273.- Farnham Triathlon Club (3,481.2 points)

Start #	Athlete	AG	Country				Time	AGR
1 274	Tom Mcghie	M40-44	- GBR	01:18:26	05:22:36	03:50:22	10:44:27	3481.2

274.- Athleticsocrates (3,476.2 points)

Start #	Athlete	AG	Country				Time	AGR
1 140	Diego De Nicola	M35-39	- ITA	01:17:15	05:03:42	03:35:08	10:14:56	3476.2

275.- Eskilstuna Ik Triathlon (3,475.4 points)

Start #	Athlete	AG	Country				Time	AGR
1 1429	Patrik Landstorp	M45-49	- SWE	01:20:59	05:32:39	03:48:10	10:54:09	3475.4

276.- Sc Union 08 Lüdinghausen E.v. - Triathlon (3,458.4 points)

Start #	Athlete	AG	Country				Time	AGR
1 1263	Frank Göldner	M55-59	- DEU	01:13:27	05:39:18	04:27:08	11:34:32	3458.4

277.- Asd Otrè Triathlon Team (3,452.4 points)

Start #	Athlete	AG	Country				Time	AGR
1 824	Errico Cuomo	M35-39	- ITA	01:27:05	04:56:50	03:41:47	10:16:55	3452.4

278.- Marretas Do Norte (3,436.2 points)

Start #	Athlete	AG	Country				Time	AGR
1 1935	Pedro Caçote	M30-34	- PRT	01:21:19	04:59:45	03:46:32	10:22:51	3436.2

279.- De Lommelse Triatleten (3,427.8 points)

Start #	Athlete	AG	Country				Time	AGR
1 1403	Wim Cochet	M40-44	- BEL	01:15:36	04:58:44	04:09:58	10:48:54	3427.8

280.- Lifepark Max Ingolstadt E.v. (3,423.0 points)

Start #	Athlete	AG	Country				Time	AGR
1 1010	Benedikt Fröschl	M30-34	- DEU	01:21:12	05:08:30	03:38:24	10:23:57	3423.0

281.- Rocket Racing Coaching (3,412.8 points)

Start #	Athlete	AG	Country				Time	AGR
1 146	Markus Franke	M35-39	- DEU	01:08:12	05:01:59	03:58:00	10:20:13	3412.8

282.- Hgatom (3,406.6 points)

Start #	Athlete	AG	Country				Time	AGR
1 1780	Pernille Sønderkov Malling	F45-49	- DNK	01:26:17	05:50:15	04:06:49	11:45:10	3406.6

Age Groups - TriClub Results

283.- Bavatria Hanfeld E.v. (3,405.2 points)

Start #	Athlete	AG	Country				Time	AGR
1 962	Marcus Schweiger	M45-49	- DEU	01:22:30	05:24:56	03:53:28	11:00:00	3405.2

284.- Racing 795 (3,399.6 points)

Start #	Athlete	AG	Country				Time	AGR
1 1004	Don Morrissey	M50-54	- IRL	01:08:27	05:31:52	04:10:50	11:07:32	3399.6

285.- Colting Borssén Triathlonklubb (3,392.2 points)

Start #	Athlete	AG	Country				Time	AGR
1 1080	Per Jonasson	M55-59	- SWE	01:33:27	05:52:40	03:54:32	11:40:03	3392.2

286.- Kalmar Rc Triathlon (3,349.0 points)

Start #	Athlete	AG	Country				Time	AGR
1 1275	Magnus Dahlgren	M55-59	- SWE	01:28:12	05:30:02	04:32:27	11:43:39	3349.0

287.- Triathlon Club Nord E.v. (3,343.2 points)

Start #	Athlete	AG	Country				Time	AGR
1 1777	Stephan Wölk	M30-34	- DEU	01:00:17	05:13:34	04:02:15	10:30:36	3343.2

288.- Triathlon Team Eisenhart (3,339.0 points)

Start #	Athlete	AG	Country				Time	AGR
1 191	Patrick Strauss	M40-44	- DEU	01:22:58	05:07:35	04:14:55	10:56:18	3339.0

289.- Swatt Club (3,333.6 points)

Start #	Athlete	AG	Country				Time	AGR
1 2145	Stefano Orsitti	M40-44	- ITA	01:19:16	05:16:07	04:05:32	10:56:45	3333.6

290.- Q3T - Qi Tritathlon Training Team (3,333.4 points)

Start #	Athlete	AG	Country				Time	AGR
1 1181	Chan Seong Him	M50-54	- MYS	01:43:25	06:15:07	05:40:02	14:11:13	1195.4
2 1179	Hoo Ching Cheong	M55-59	- MYS	01:52:54	06:44:36	05:42:53	14:47:54	1138.0
3 1182	Ka Chin Khor	M50-54	- MYS	01:41:55	06:51:44	05:49:56	14:56:11	1000.0

291.- Skovshoved Triathlon Klub (3,327.6 points)

Start #	Athlete	AG	Country				Time	AGR
1 230	Kennet Hammerby	M45-49	- DNK	01:21:29	05:18:13	04:08:13	11:06:28	3327.6

292.- Nonplusultra Esslingen (3,326.4 points)

Start #	Athlete	AG	Country				Time	AGR
1 494	Atanas Naumov	M40-44	- MKD	01:15:14	05:20:54	04:08:17	10:57:21	3326.4

293.- Stade Laurentin Triathlon (3,323.0 points)

Start #	Athlete	AG	Country				Time	AGR
1 606	Jorick Picco	M40-44	- FRA	01:09:15	04:55:12	04:40:54	10:57:38	3323.0

Age Groups - TriClub Results

294.- Pipman Team (3,286.4 points)

Start #	Athlete	AG	Country				Time	AGR
1 534	Ran Levi	M25-29	- ISR	01:15:51	05:49:03	03:41:03	11:00:33	3286.4

295.- Tri Team Tg Lage (3,285.4 points)

Start #	Athlete	AG	Country				Time	AGR
1 2219	Mike Becker	M45-49	- DEU	01:34:56	05:16:06	04:00:05	11:09:59	3285.4

296.- Kraichgau Triathlon E.v. (3,283.2 points)

Start #	Athlete	AG	Country				Time	AGR
1 1671	Niklas Hartrumpf	M25-29	- DEU	01:24:17	05:28:22	03:50:41	11:00:49	3283.2

297.- Spif Triathlon (3,253.0 points)

Start #	Athlete	AG	Country				Time	AGR
1 1668	Sven Hammarström	M45-49	- SWE	01:15:15	05:10:24	04:32:59	11:12:41	3253.0

298.- Sc Dhfk Leipzig E.v. Triathlon (3,237.2 points)

Start #	Athlete	AG	Country				Time	AGR
1 2113	Mathias Lieber	M45-49	- DEU	01:37:53	05:38:09	03:41:57	11:14:00	3237.2

299.- Trinosaur (3,231.4 points)

Start #	Athlete	AG	Country				Time	AGR
1 2199	Rodolphe Haon	M45-49	- FRA	01:05:29	05:46:16	04:05:32	11:14:29	3231.4

300.- Loolaba Triathlon Club (3,229.4 points)

Start #	Athlete	AG	Country				Time	AGR
1 1308	Lars Kuettel	M50-54	- CHE	01:08:01	05:12:48	04:46:37	11:21:43	3229.4

301.- Tv Forst Triathlon (3,219.0 points)

Start #	Athlete	AG	Country				Time	AGR
1 1578	Hilmar Demant	M50-54	- DEU	01:12:24	05:36:12	04:20:01	11:22:35	3219.0

302.- Wreccsam Tri Club (3,180.6 points)

Start #	Athlete	AG	Country				Time	AGR
1 2314	Adam Harper	M35-39	- GBR	01:04:59	05:30:54	03:50:46	10:39:34	3180.6

303.- Triathlon Väst (3,151.6 points)

Start #	Athlete	AG	Country				Time	AGR
1 1458	Adnan Hrustic	M35-39	- SWE	01:18:21	05:21:24	03:46:02	10:41:59	3151.6

304.- Tea Multisports (3,150.4 points)

Start #	Athlete	AG	Country				Time	AGR
1 2029	Gary Christian	M40-44	- IMN	01:19:39	05:16:03	04:19:01	11:12:01	3150.4

305.- 1. Triathlon Club Oldenburg Die Bären (3,143.0 points)

Age Groups - TriClub Results

Start #	Athlete	AG	Country				Time	AGR
1 1279	Eike Jung	M35-39	- DEU	01:14:49	05:18:07	03:57:58	10:42:42	3143.0

306.- Schwimm Aktiv Club (3,141.4 points)

Start #	Athlete	AG	Country				Time	AGR
1 232	Christian Assing	M40-44	- DEU	01:19:45	05:17:08	04:23:22	11:12:46	3141.4

307.- Siska Training Systems Tri Club (3,139.0 points)

Start #	Athlete	AG	Country				Time	AGR
1 257	Steve Williams	M40-44	- GBR	01:25:27	05:15:27	04:15:08	11:12:58	3139.0

308.- Kronos Triathlon Team (3,134.8 points)

Start #	Athlete	AG	Country				Time	AGR
1 347	Agostino Viglione	M40-44	- ITA	01:21:40	06:01:12	03:41:04	11:13:19	3134.8

309.- Blue Triathlon Academy (3,128.2 points)

Start #	Athlete	AG	Country				Time	AGR
1 1991	Giampiero Galletta	M40-44	- ITA	01:22:43	05:35:00	03:49:28	11:13:52	3128.2

310.- T.d.s.g.rimini (3,118.8 points)

Start #	Athlete	AG	Country				Time	AGR
1 2092	Pasquale Buglione	M45-49	- ITA	01:13:30	05:47:55	04:04:40	11:23:52	3118.8

311.- Bart Coaching (3,101.6 points)

Start #	Athlete	AG	Country				Time	AGR
1 1523	Marianne Theriault	F30-34	- CAN	01:13:11	05:47:03	04:34:40	11:49:43	3101.6

312.- Sidor Team (3,098.2 points)

Start #	Athlete	AG	Country				Time	AGR
1 352	Rafal Lasota	M45-49	- POL	01:27:11	05:29:09	04:14:50	11:25:35	3098.2

313.- Mach3 Köln E.v. (3,083.8 points)

Start #	Athlete	AG	Country				Time	AGR
1 1188	Marc Krause	M30-34	- DEU	01:13:08	05:12:42	04:11:46	10:52:13	3083.8

314.- Hamminkelter Sv (3,077.6 points)

Start #	Athlete	AG	Country				Time	AGR
1 2166	Marc Knepper	M40-44	- DEU	01:28:18	05:27:39	04:00:52	11:18:05	3077.6

315.- Triathlonclub Frauenfeld (3,067.4 points)

Start #	Athlete	AG	Country				Time	AGR
1 2138	Claudia Litscher	F45-49	- CHE	01:35:26	06:08:05	04:15:17	12:13:26	3067.4

316.- 3T Triathlon Tenacity Team (3,036.8 points)

Start #	Athlete	AG	Country				Time	AGR
1 1673	Vincent Pirard	M40-44	- BEL	01:07:05	05:41:45	04:20:13	11:21:29	3036.8

Age Groups - TriClub Results
317.- Moerser Tv Triathlon (3,023.6 points)

Start #	Athlete	AG	Country				Time	AGR
1 333	Christian Kühn	M35-39	- DEU	01:11:23	05:34:10	03:55:21	10:52:39	3023.6

318.- Ful-On Tri (3,001.0 points)

Start #	Athlete	AG	Country				Time	AGR
1 1408	Malakai De-Morgan	M35-39	- GBR	01:14:10	05:33:13	03:53:42	10:54:32	3001.0

319.- Stade Français (2,990.2 points)

Start #	Athlete	AG	Country				Time	AGR
1 1262	Christophe Paulin	M40-44	- FRA	01:21:38	05:42:23	04:07:32	11:25:22	2990.2

320.- Triegypt (2,973.2 points)

Start #	Athlete	AG	Country				Time	AGR
1 341	Mostafa Danash	M35-39	- EGY	01:30:22	05:38:47	03:31:05	10:56:51	2973.2

321.- Pathetic Triathletes Group (2,972.0 points)

Start #	Athlete	AG	Country				Time	AGR
1 1791	Russell Jackson	M35-39	- GBR	01:29:00	05:22:12	03:42:29	10:56:57	2972.0

322.- Triathlon Karlsfeld (2,950.0 points)

Start #	Athlete	AG	Country				Time	AGR
1 501	Thorsten Schweinberger	M45-49	- DEU	01:16:56	05:48:40	04:17:07	11:37:56	2950.0

323.- Tristar Regensburg (2,939.2 points)

Start #	Athlete	AG	Country				Time	AGR
1 2327	Michael Schoppe	M30-34	- DEU	01:15:02	05:31:54	04:05:18	11:04:16	2939.2

324.- Karlsruher Lemminge (2,927.0 points)

Start #	Athlete	AG	Country				Time	AGR
1 2256	Andre Enzmann	M45-49	- DEU	01:28:34	05:38:23	04:19:58	11:39:51	2927.0

325.- Playgroundtriathlon (2,923.8 points)

Start #	Athlete	AG	Country				Time	AGR
1 2325	Christian Egebo	M30-34	- DNK	01:21:26	05:13:42	04:14:34	11:05:33	2923.8

326.- Bramfelder Sv Triathlon (2,919.4 points)

Start #	Athlete	AG	Country				Time	AGR
1 531	Michael Heiligtag	M60-64	- DEU	01:40:31	05:52:23	04:51:14	12:46:59	2919.4

327.- Rsc Göttingen E.v. (2,915.6 points)

Start #	Athlete	AG	Country				Time	AGR
1 1990	Daniel Lösche	M45-49	- DEU	01:09:40	05:21:14	04:51:24	11:40:48	2915.6

328.- Toac Triathlon (2,909.4 points)

Age Groups - TriClub Results

Start #	Athlete	AG	Country				Time	AGR
1	1750 Cedric Salingue	M40-44	- FRA	01:15:41	05:41:31	04:17:49	11:32:06	2909.4

329.- Tuttobici-Bottecchia Sportegyesület (2,879.0 points)

Start #	Athlete	AG	Country				Time	AGR
1	1012 Tamas Banyai	M45-49	- HUN	01:08:39	05:52:14	04:27:42	11:43:51	2879.0

330.- Viborg Atletik Og Motion (2,863.8 points)

Start #	Athlete	AG	Country				Time	AGR
1	2191 Lars Jensen	M50-54	- DNK	01:24:40	05:39:31	04:29:56	11:52:11	2863.8

331.- Tuna Triathlon Club (2,846.0 points)

Start #	Athlete	AG	Country				Time	AGR
1	1082 Conor Preshaw	M40-44	- IRL	01:16:07	05:50:26	04:11:29	11:37:23	2846.0

332.- Odense Triathlon Klub (2,839.8 points)

Start #	Athlete	AG	Country				Time	AGR
1	2337 Jesper Jakobsen	M40-44	- DNK	01:14:31	05:24:44	04:42:54	11:37:54	2839.8

333.- Tricademy (2,814.6 points)

Start #	Athlete	AG	Country				Time	AGR
1	1499 Chris Ashall	M40-44	- GBR	01:13:06	05:41:34	04:28:04	11:40:00	2814.6

334.- Nispa Triteam Hadi Wesel (2,798.0 points)

Start #	Athlete	AG	Country				Time	AGR
1	1491 Clara Gosebrink	F35-39	- DEU	01:22:01	06:01:37	04:45:50	12:30:55	2798.0

335.- Wsv 21 Wolfenbüttel (2,783.2 points)

Start #	Athlete	AG	Country				Time	AGR
1	915 Marcus Torno	M30-34	- DEU	01:20:20	05:14:59	04:28:39	11:17:16	2783.2

336.- Tri Team Ticino (2,783.0 points)

Start #	Athlete	AG	Country				Time	AGR
1	1158 Marco Martino	M35-39	- CHE	01:02:00	06:00:49	03:46:05	11:12:42	2783.0

337.- Aalborg Triathlonklub (2,775.6 points)

Start #	Athlete	AG	Country				Time	AGR
1	2341 Martin Tanderup	M25-29	- DNK	01:15:39	05:52:12	04:16:37	11:43:07	2775.6

338.- Tg Neuss (2,765.4 points)

Start #	Athlete	AG	Country				Time	AGR
1	156 Rachid Bardach	M45-49	- DEU	01:25:09	05:38:08	04:35:30	11:53:19	2765.4

339.- Abbotsford Triathlon Club (2,763.4 points)

Start #	Athlete	AG	Country				Time	AGR
1	583 Marie Wrede	F60-64	- CAN	01:32:56	07:01:45	06:01:55	14:58:33	2763.4

Age Groups - TriClub Results

340.- Bsg Lauf- Und Radsport Neckarwestheim (2,762.6 points)

Start #	Athlete	AG	Country				Time	AGR
1 1608	Carsten Malich	M40-44	- DEU	01:14:54	05:21:22	04:51:10	11:44:20	2762.6

341.- Aurora Triathlon A.s.d. (2,756.8 points)

Start #	Athlete	AG	Country				Time	AGR
1 1884	Attilio De Feo	M45-49	- ITA	01:19:35	05:57:09	04:04:56	11:54:02	2756.8

342.- International Triathlon Club: Bahrain (2,729.2 points)

Start #	Athlete	AG	Country				Time	AGR
1 645	Brandon Stibb	M45-49	- USA	01:19:33	05:18:57	04:59:13	11:56:20	2729.2

343.- Pupkani Kv (2,723.2 points)

Start #	Athlete	AG	Country				Time	AGR
1 1704	Oldrich Vastl	M45-49	- CZE	01:11:43	05:32:46	04:56:51	11:56:50	2723.2

344.- Tri2O Triathlon Club (2,718.2 points)

Start #	Athlete	AG	Country				Time	AGR
1 1368	Jason Barrett	M50-54	- GBR	01:25:18	05:44:23	04:37:36	12:04:19	2718.2

345.- Helsinki Triathlon Ry (2,691.0 points)

Start #	Athlete	AG	Country				Time	AGR
1 1394	Jari Vesanen	M50-54	- FIN	01:15:06	05:46:00	04:43:33	12:06:35	2691.0

346.- Trifugee E.v. (2,682.4 points)

Start #	Athlete	AG	Country				Time	AGR
1 2280	Stepan Sibirtsev	M35-39	- DEU	01:24:49	05:51:01	03:45:49	11:21:05	2682.4

347.- Edera Triathlon Forli' (2,679.6 points)

Start #	Athlete	AG	Country				Time	AGR
1 985	Vanni Viroli	M65-69	- ITA	01:41:30	06:14:56	05:53:04	14:23:33	2679.6

348.- Triboost (2,677.0 points)

Start #	Athlete	AG	Country				Time	AGR
1 622	Vanja Kurtovic	F45-49	- SRB	01:43:39	06:39:56	04:07:42	12:45:58	2677.0

349.- Lußhardtläufer Hambrücken (2,656.2 points)

Start #	Athlete	AG	Country				Time	AGR
1 970	Christian Werner	M40-44	- DEU	01:12:16	05:27:45	04:53:55	11:53:12	2656.2

350.- Sg Adelsberg E.v. (2,642.6 points)

Start #	Athlete	AG	Country				Time	AGR
1 1629	Henry Wolf	M40-44	- DEU	01:43:46	05:36:09	04:16:32	11:54:20	2642.6

351.- 4Fitness (2,640.2 points)

Age Groups - TriClub Results

Start #	Athlete	AG	Country				Time	AGR
1 524	Zohar Penias	M30-34	- ISR	01:14:29	05:30:04	04:25:32	11:29:11	2640.2

352.- Tri-Team Heuchelberg (2,633.8 points)

Start #	Athlete	AG	Country				Time	AGR
1 967	Markus Ziegler	M50-54	- DEU	01:34:05	06:20:13	05:20:43	13:34:41	1633.8
2 2220	Andy Vent-Schmidt	M35-39	- DEU	01:36:27	07:01:04	04:49:11	13:51:54	1000.0

353.- Sc Delphin Bad Schwartau Triathlon (2,623.6 points)

Start #	Athlete	AG	Country				Time	AGR
1 2151	Jens Müller	M45-49	- DEU	01:15:38	05:43:48	04:49:30	12:05:08	2623.6

354.- My Sport Trophy Bike (2,622.2 points)

Start #	Athlete	AG	Country				Time	AGR
1 1134	Adriano Ettlin	M50-54	- CHE	01:13:21	05:47:20	04:51:39	12:12:19	2622.2

355.- Atlantic Triathlon Club (Atc) (2,615.0 points)

Start #	Athlete	AG	Country				Time	AGR
1 633	Helgo Hohenstein	M50-54	- ZAF	01:22:17	06:07:04	04:19:42	12:12:55	2615.0

356.- Team Sfq (2,609.6 points)

Start #	Athlete	AG	Country				Time	AGR
1 733	Lucy Francis	F55-59	- GBR	01:32:36	06:32:52	05:37:38	14:01:28	2609.6

357.- Sportverein Orthozentrum Wien (2,603.6 points)

Start #	Athlete	AG	Country				Time	AGR
1 1189	Christian Klement	M50-54	- AUT	01:14:38	05:09:41	05:36:41	12:13:52	2603.6

358.- Team Sirius Tri Club (2,592.0 points)

Start #	Athlete	AG	Country				Time	AGR
1 766	Andrea Chinnow	F50-54	- DEU	01:25:53	06:29:11	05:38:02	13:54:55	2592.0

359.- Impossible226 Triathlon Forlì (2,585.2 points)

Start #	Athlete	AG	Country				Time	AGR
1 233	Fabio Camorani	M55-59	- ITA	01:26:50	05:33:31	05:21:45	12:47:18	2585.2

360.- Impact Tt (2,583.8 points)

Start #	Athlete	AG	Country				Time	AGR
1 153	Glenn Mccaleavey	M40-44	- GBR	01:03:14	05:18:15	05:24:26	11:59:14	2583.8

361.- Dream Tri Team (2,569.0 points)

Start #	Athlete	AG	Country				Time	AGR
1 1601	Grzegorz Faran	M50-54	- POL	01:15:11	05:57:49	04:48:34	12:16:45	2569.0

362.- Nogent Solidarité Triathlon (2,556.8 points)

Start #	Athlete	AG	Country				Time	AGR
---------	---------	----	---------	--	--	--	------	-----

Age Groups - TriClub Results

362.- Nogent Solidarité Triathlon (2,556.8 points)

Start #	Athlete	AG	Country				Time	AGR
1 1111	Thierry Benayoun	M50-54	 - FRA	01:21:52	05:59:51	04:29:04	12:17:46	2556.8

363.- Innerfight Endurance (2,544.4 points)

Start #	Athlete	AG	Country				Time	AGR
1 983	Robert Tansley	M35-39	 - GBR	01:11:42	05:41:07	04:23:48	11:32:35	2544.4

364.- Turun Urheiluliitto Triathlon (2,536.6 points)

Start #	Athlete	AG	Country				Time	AGR
1 1581	Tomi Suomi	M45-49	 - FIN	01:23:59	06:13:37	04:17:43	12:12:23	2536.6

365.- Tri Club 3Max (2,521.2 points)

Start #	Athlete	AG	Country				Time	AGR
1 2297	Mico Duspara	M55-59	 - HRV	01:44:13	05:59:48	04:50:36	12:52:38	2521.2

366.- Project Ultraman (2,507.2 points)

Start #	Athlete	AG	Country				Time	AGR
1 1994	Luigi Ferretti	M50-54	 - ITA	01:21:54	05:37:57	04:50:52	12:21:54	2507.2

367.- Fm Team (2,471.4 points)

Start #	Athlete	AG	Country				Time	AGR
1 1047	Timothy Van Acker	M35-39	 - BEL	01:13:20	05:28:57	04:42:41	11:38:40	2471.4

368.- Rtc Den Haag (2,452.8 points)

Start #	Athlete	AG	Country				Time	AGR
1 1410	Romy Berntsen	F35-39	 - NLD	01:37:10	06:12:23	04:50:53	12:59:41	2452.8

369.- Ironteam Hasselt (2,441.6 points)

Start #	Athlete	AG	Country				Time	AGR
1 2283	Harmen Jans	M35-39	 - BEL	01:31:02	05:51:28	03:58:27	11:41:09	2441.6




370.- No Limits Sport A.s.d. (2,427.4 points)

Start #	Athlete	AG	Country				Time	AGR
1 921	Roberto Basciu	M40-44	 - ITA	01:33:09	05:55:34	04:29:09	12:12:16	2427.4

371.- Dds Srl (2,422.8 points)

Start #	Athlete	AG	Country				Time	AGR
1 2286	Alessandro Pincirolli	M45-49	 - ITA	01:19:39	05:39:07	05:04:45	12:21:52	2422.8

372.- Tri Fun Güstrow (2,407.0 points)

Start #	Athlete	AG	Country				Time	AGR
1 219	Thomas Meier	M40-44	 - DEU	01:43:06	05:43:36	04:25:27	12:13:58	2407.0

373.- Malvern Triathlon Club (2,398.4 points)

Age Groups - TriClub Results

Start #	Athlete	AG	Country				Time	AGR
1 1733	Ben Cross	M35-39	- GBR	01:07:38	05:55:25	04:24:29	11:44:45	2398.4

374.- Tdt Triathlon Club Ry (2,364.8 points)

Start #	Athlete	AG	Country				Time	AGR
1 1395	Henri Silventoinen	M30-34	- FIN	01:16:45	05:37:50	04:46:11	11:52:08	2364.8

375.- Kungsbacka Ck (2,350.4 points)

Start #	Athlete	AG	Country				Time	AGR
1 2254	Kristina Runeberg	F50-54	- SWE	01:45:09	06:44:28	05:15:59	14:15:03	2350.4

376.- Tempo-Sport Be The Change (2,329.8 points)

Start #	Athlete	AG	Country				Time	AGR
1 2142	Bastian Heller	M40-44	- DEU	01:17:42	05:35:32	05:07:39	12:20:24	2329.8

377.- Dav Ravensburg / Abteilung Triathlon (2,329.0 points)

Start #	Athlete	AG	Country				Time	AGR
1 1106	Alexander Beer	M50-54	- DEU	01:27:29	05:53:45	04:57:42	12:36:45	2329.0

378.- Merthyr Triathlon Club (2,326.0 points)

Start #	Athlete	AG	Country				Time	AGR
1 2061	Darren Driscoll	M50-54	- GBR	01:23:50	06:10:18	04:38:30	12:37:00	2326.0

379.- Team Zoot (2,316.6 points)

Start #	Athlete	AG	Country				Time	AGR
1 288	Oliver Grohe	M30-34	- DEU	01:18:39	05:30:36	04:52:15	11:56:09	2316.6

380.- Psv Brühl Triathlon Team (2,311.4 points)

Start #	Athlete	AG	Country				Time	AGR
1 1156	Joachim Euteneuer	M45-49	- DEU	01:21:08	05:56:57	04:56:34	12:31:09	2311.4

381.- Antibes Triathlon (2,300.0 points)

Start #	Athlete	AG	Country				Time	AGR
1 570	Amy Cuthbertson	F40-44	- GBR	01:24:52	06:22:30	05:11:50	13:26:57	2300.0

382.- C.e. Palmarunners (2,255.2 points)

Start #	Athlete	AG	Country				Time	AGR
1 1442	Antonio Beltran Martínez	M30-34	- ESP	01:32:08	05:44:26	04:18:51	12:01:16	2255.2

383.- Seidenraupen Krefeld (2,236.6 points)

Start #	Athlete	AG	Country				Time	AGR
1 1814	Manuel Kölker	M40-44	- DEU	01:41:04	05:40:28	04:46:04	12:28:10	2236.6

384.- Bsg Generali (2,230.0 points)

Start #	Athlete	AG	Country				Time	AGR
1 605	Stefan Rowoldt	M55-59	- DEU	01:28:00	06:17:01	05:04:06	13:16:54	2230.0

Age Groups - TriClub Results

385.- 100 Marathon Club Deutschland (2,226.2 points)

Start #	Athlete	AG	Country				Time	AGR
1 1803	Thorsten Schulte, Ll.m.	M40-44	- DEU	01:36:50	06:07:57	04:15:14	12:29:02	2226.2

386.- Team Manyone (2,198.6 points)

Start #	Athlete	AG	Country				Time	AGR
1 1049	Joni Köykkä	M45-49	- FIN	01:14:00	05:46:37	05:17:13	12:40:33	2198.6

387.- Itri (2,196.2 points)

Start #	Athlete	AG	Country				Time	AGR
1 1122	Grant Shoebridge	M40-44	- GBR	01:18:42	05:31:48	05:23:41	12:31:32	2196.2

388.- Richmond Tri Club (2,179.0 points)

Start #	Athlete	AG	Country				Time	AGR
1 818	Kevin Chidwick	M60-64	- GBR	01:17:25	06:49:09	05:17:23	13:48:41	2179.0

389.- Triathlöwen Bremen E.v. (2,173.4 points)

Start #	Athlete	AG	Country				Time	AGR
1 790	Florian Fröhlich	M45-49	- DEU	01:33:36	06:05:58	04:42:50	12:42:39	2173.4

390.- 10Ironwomen (2,155.8 points)

Start #	Athlete	AG	Country				Time	AGR
1 1759	Jennifer Done	F35-39	- GBR	01:28:24	06:55:25	04:34:28	13:24:26	2155.8

391.- Olympian Triathlon Club Uk (2,143.2 points)

Start #	Athlete	AG	Country				Time	AGR
1 1170	Ronnie Smart	M55-59	- GBR	01:18:52	06:00:46	05:44:11	13:24:08	2143.2

392.- Asd. Bora Multisport Trieste - Granfondo D'europa (2,141.2 points)

Start #	Athlete	AG	Country				Time	AGR
1 242	Erika Hrovatin	F50-54	- ITA	01:32:04	06:33:44	06:06:37	14:32:29	2141.2

393.- Spiridon Frankfurt (2,131.4 points)

Start #	Athlete	AG	Country				Time	AGR
1 255	Oliver Gilbert	M55-59	- DEU	01:58:03	06:06:42	04:52:24	13:25:07	2131.4

394.- Genevatriathlon (2,118.8 points)

Start #	Athlete	AG	Country				Time	AGR
1 1067	Michael Simmonds	M65-69	- CHE	01:22:51	06:20:59	07:03:43	15:10:17	2118.8

395.- Agones Sfc (2,107.8 points)

Start #	Athlete	AG	Country				Time	AGR
1 643	Keith Lia	M30-34	- MLT	01:21:54	05:54:09	04:41:24	12:13:33	2107.8

396.- Triangle Triathlon Club (2,088.4 points)

Age Groups - TriClub Results

Start #	Athlete	AG	Country				Time	AGR
1 1051	Hannah Janes	F25-29	- GBR	01:19:07	06:26:40	05:18:16	13:25:13	2088.4

397.- VfL Sindelfingen Triathlon (1,986.2 points)

Start #	Athlete	AG	Country				Time	AGR
1 966	Stephan Eisler	M40-44	- DEU	01:23:18	06:11:48	04:43:45	12:49:02	1986.2

398.- Tridorphins Elite (1,908.6 points)

Start #	Athlete	AG	Country				Time	AGR
1 1178	Fong Chee Wei	M45-49	- MYS	01:27:08	06:35:44	04:35:27	13:04:43	1908.6

399.- Nfc Endurance (1,889.2 points)

Start #	Athlete	AG	Country				Time	AGR
1 895	Omar Virguez	M35-39	- VEN	01:16:40	05:39:10	05:12:31	12:27:11	1889.2

400.- Sonic Endurance (1,887.0 points)

Start #	Athlete	AG	Country				Time	AGR
1 741	Jess Baumhoff	F40-44	- USA	01:48:15	06:11:35	05:38:44	14:01:22	1887.0

401.- Kingswood Tri Club (1,870.4 points)

Start #	Athlete	AG	Country				Time	AGR
1 1076	Gary Chivers	M45-49	- GBR	01:24:29	05:45:22	05:42:19	13:07:54	1870.4

402.- South Coast Triathlon Club Youghal (1,859.8 points)

Start #	Athlete	AG	Country				Time	AGR
1 1328	Philip O'mahony	M45-49	- IRL	01:22:03	06:13:34	05:12:48	13:08:47	1859.8

403.- Myathlete (1,857.2 points)

Start #	Athlete	AG	Country				Time	AGR
1 1226	George Myzalis	M45-49	- GRC	01:55:49	06:26:48	04:13:47	13:09:00	1857.2

404.- T3 Team (1,849.4 points)

Start #	Athlete	AG	Country				Time	AGR
1 630	Jordi Soler	M50-54	- AND	01:27:34	06:15:39	05:11:24	13:16:43	1849.4

405.- Tried & Tested Triathlon Club (1,835.0 points)

Start #	Athlete	AG	Country				Time	AGR
1 1258	Stephen Gray	M35-39	- IRL	01:32:43	06:07:32	04:31:24	12:31:42	1835.0

406.- Innerfight (1,822.8 points)

Start #	Athlete	AG	Country				Time	AGR
1 980	Jad Nachabe	M30-34	- LBN	01:17:55	06:05:04	04:55:58	12:37:18	1822.8

407.- Roadtodreamteamef (1,820.8 points)

Start #	Athlete	AG	Country				Time	AGR
1 1363	Vincenzo Chirichella	M50-54	- ITA	01:31:42	06:15:22	04:56:10	13:19:06	1820.8

Age Groups - TriClub Results

408.- Tri-Geckos Dortmund E.v. (1,780.6 points)

Start #	Athlete	AG	Country				Time	AGR
1 1926	Bernd Schneider	M55-59	- DEU	01:44:37	06:37:22	04:57:21	13:54:21	1780.6

409.- Vegan Runners (1,731.2 points)

Start #	Athlete	AG	Country				Time	AGR
1 1572	Julia Saunders	F25-29	- GBR	01:16:14	06:24:48	05:55:54	13:54:59	1731.2

410.- Blaydon Cc Tri Team (1,726.8 points)

Start #	Athlete	AG	Country				Time	AGR
1 540	Tim Nichol	M35-39	- GBR	01:38:34	05:40:12	04:55:05	12:40:43	1726.8

411.- Golden Gate Triathlon Club (1,722.4 points)

Start #	Athlete	AG	Country				Time	AGR
1 545	Faris Daoud	M55-59	- USA	01:35:53	06:52:56	05:05:46	13:59:12	1722.4

412.- Triathlon Syd (1,721.2 points)

Start #	Athlete	AG	Country				Time	AGR
1 1339	Stefan Bjurberg	M55-59	- SWE	01:48:23	06:24:25	05:26:43	13:59:18	1721.2

413.- Triplenorth (1,709.8 points)

Start #	Athlete	AG	Country				Time	AGR
1 743	Martin From	M45-49	- DNK	01:43:12	06:04:46	05:16:29	13:21:17	1709.8

414.- Tri-As Hamm (1,661.0 points)

Start #	Athlete	AG	Country				Time	AGR
1 2290	Martin Schröer	M55-59	- DEU	01:36:10	06:12:13	05:47:16	14:04:19	1661.0

415.- Hamburger Sv Triathlon (1,628.6 points)

Start #	Athlete	AG	Country				Time	AGR
1 1079	Volker Fitschen	M60-64	- DEU	01:45:32	07:02:49	05:13:15	14:34:33	1628.6

416.- Team Lewa Sport (1,536.6 points)

Start #	Athlete	AG	Country				Time	AGR
1 322	Mikael Trieb	M40-44	- SWE	01:12:09	05:52:02	05:56:01	13:26:30	1536.6

417.- Osttrisen Fortuna Logabirum (1,526.6 points)

Start #	Athlete	AG	Country				Time	AGR
1 2027	Stefan Steininger	M50-54	- DEU	01:35:47	06:23:08	05:19:10	13:43:37	1526.6

418.- Weltraumjogger Berlin E.v. (1,430.0 points)

Start #	Athlete	AG	Country				Time	AGR
1 1665	Olivia Saragosa	F45-49	- CAN	01:29:03	07:00:18	05:29:24	14:29:53	1430.0

419.- Tri-Team Kaiserstuhl (1,380.6 points)

Age Groups - TriClub Results

Start #	Athlete	AG	Country				Time	AGR
1 1588	Andreas Gutknecht	M55-59	- DEU	01:20:02	06:32:39	06:08:01	14:27:41	1380.6

420.- Lemon Grass Triathlon Team (1,376.4 points)

Start #	Athlete	AG	Country				Time	AGR
1 1267	Paul Pécriaux	M40-44	- FRA	01:44:29	05:57:01	05:33:18	13:39:51	1376.4

421.- Epsom Triathlon Club (1,329.4 points)

Start #	Athlete	AG	Country				Time	AGR
1 670	Andrew Hanlon	M40-44	- GBR	01:06:37	06:21:08	06:00:19	13:43:46	1329.4

422.- Stavanger Triathlonklubb (1,307.8 points)

Start #	Athlete	AG	Country				Time	AGR
1 2080	Pål Jensen	M45-49	- NOR	01:37:23	06:27:42	05:25:01	13:54:47	1307.8

423.- Rocky Mountain Tri Club (1,287.8 points)

Start #	Athlete	AG	Country				Time	AGR
1 608	Elizabeth Young	F40-44	- USA	01:26:16	06:55:08	05:53:57	14:51:18	1287.8

424.- Oman Triathlon (1,262.0 points)

Start #	Athlete	AG	Country				Time	AGR
1 1001	Jon Keen	M55-59	- GBR	01:42:05	06:37:23	05:50:51	14:37:34	1262.0

425.- Athlone Tri Club (1,244.6 points)

Start #	Athlete	AG	Country				Time	AGR
1 1440	Brian Moore	M40-44	- IRL	01:19:57	06:03:49	06:04:03	13:50:50	1244.6

426.- Leeds And Bradford Triathlon Club (1,244.0 points)

Start #	Athlete	AG	Country				Time	AGR
1 1478	Kristian James Henry	M40-44	- GBR	01:25:07	06:33:55	05:26:11	13:50:53	1244.0

427.- The Cupcake Cartel (1,135.6 points)

Start #	Athlete	AG	Country				Time	AGR
1 2248	Martin Andersson	M40-44	- SWE	01:47:48	05:46:26	06:01:09	13:59:55	1135.6

428.- Triathlon Abu Dhabi (1,102.8 points)

Start #	Athlete	AG	Country				Time	AGR
1 440	Nan Li	M45-49	- CHN	01:29:06	06:56:39	05:23:41	14:11:52	1102.8

429.- Ipswich Triathlon Club (1,053.0 points)

Start #	Athlete	AG	Country				Time	AGR
1 917	Robert Bennett	M50-54	- GBR	01:39:16	06:24:20	05:46:22	14:23:05	1053.0

430.- Midleton Cycling And Triathlon Club (1,043.6 points)

Start #	Athlete	AG	Country				Time	AGR
1 1324	Kieran Murphy	M45-49	- IRL	01:27:24	06:19:34	06:03:37	14:16:48	1043.6

Age Groups - TriClub Results

431.- Gogetter Triathlon Squad (1,022.8 points)

Start #	Athlete	AG	Country				Time	AGR
1 695	Kah Choy Saw	M45-49	- MYS	01:53:15	06:18:55	05:41:15	14:18:32	1022.8

432.- Thames Turbo Triathlon Club (1,000.0 points)

Start #	Athlete	AG	Country				Time	AGR
1 1043	Alex Townsend	M30-34	- GBR	01:41:02	06:43:58	05:27:49	14:14:55	1000.0

432.- Gorillasandbutterflies Berlin (1,000.0 points)

Start #	Athlete	AG	Country				Time	AGR
1 1515	Mark Stern	M30-34	- GBR	01:33:32	06:54:19	05:27:00	14:16:57	1000.0

432.- Kerhuon Triathlon (1,000.0 points)

Start #	Athlete	AG	Country				Time	AGR
1 781	Pierre Nouaille-Degorce	M40-44	- FRA	01:28:51	06:26:48	06:07:18	14:26:32	1000.0

432.- Keralaridersuae (1,000.0 points)

Start #	Athlete	AG	Country				Time	AGR
1 544	Abishek Nair	M35-39	- IND	01:40:09	07:11:28	05:17:52	14:35:39	1000.0

432.- Asd Team Spartans (1,000.0 points)

Start #	Athlete	AG	Country				Time	AGR
1 552	Paolo Licari	M45-49	- ITA	01:41:11	07:08:38	05:03:23	14:37:05	1000.0

432.- Triatlon Klub Swibir (1,000.0 points)

Start #	Athlete	AG	Country				Time	AGR
1 1537	Tomislav Hecimovic	M45-49	- HRV	01:13:10	06:22:13	06:33:44	14:39:51	1000.0

432.- Publier Triathlon (1,000.0 points)

Start #	Athlete	AG	Country				Time	AGR
1 1296	Owen Lumley	M50-54	- IRL	01:40:32	06:43:40	05:53:36	14:44:56	1000.0

432.- Die Mannschaft E.v. (1,000.0 points)

Start #	Athlete	AG	Country				Time	AGR
1 1751	Nicole Oliveira Costa	F30-34	- DEU	01:30:34	06:59:03	05:45:01	14:49:31	1000.0

432.- Tri-Team Hagen (1,000.0 points)

Start #	Athlete	AG	Country				Time	AGR
1 1598	Larissa Hesse	F25-29	- DEU	02:18:10	06:45:25	05:29:42	14:56:09	1000.0

432.- Army Triathlon Association (1,000.0 points)

Start #	Athlete	AG	Country				Time	AGR
1 579	Joshua Santer	M30-34	- GBR	01:33:51	07:29:05	05:36:36	14:59:11	1000.0

432.- Resolution Team (1,000.0 points)

Age Groups - TriClub Results

Start #	Athlete	AG	Country				Time	AGR
1 1255	Petr Mrskos	M55-59	 - CZE	01:45:32	06:06:08	06:55:46	15:07:54	1000.0