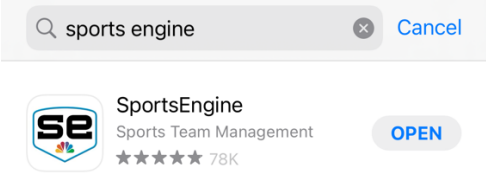
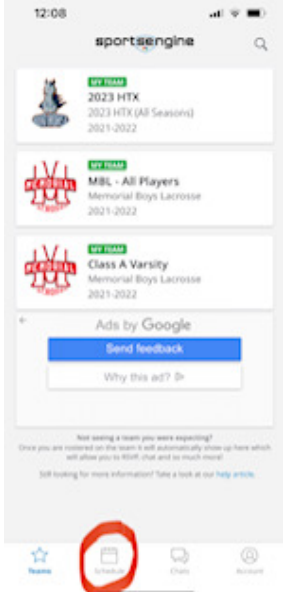
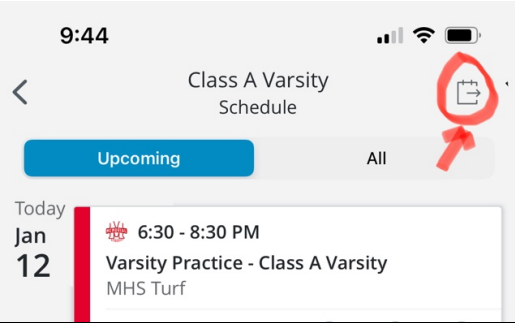
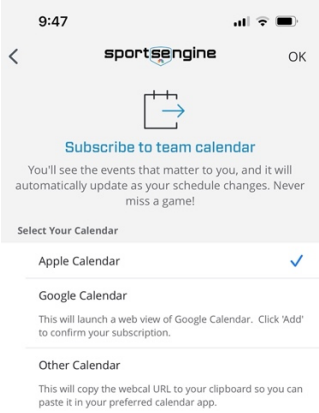
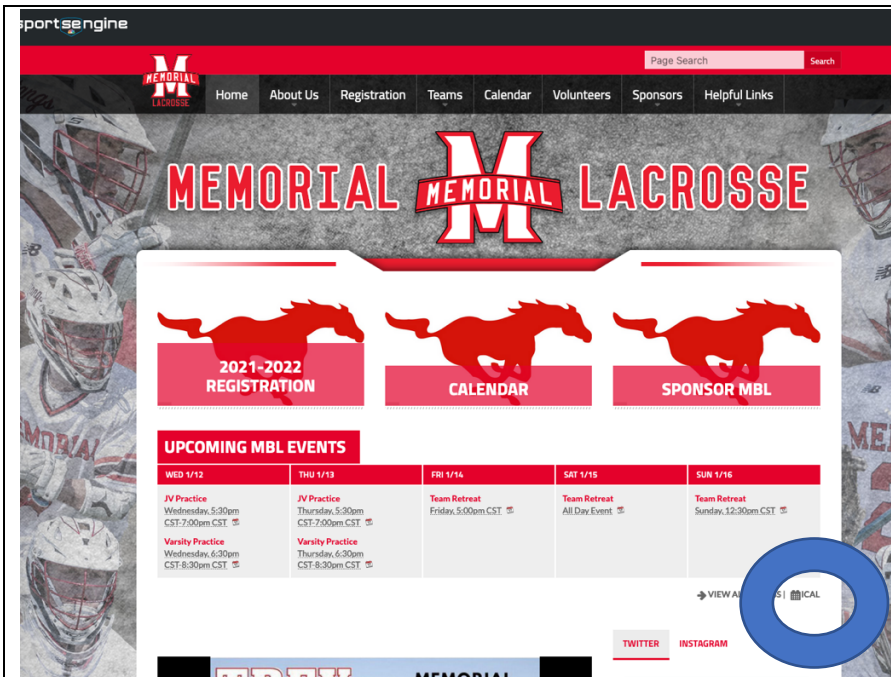


MBL calendar

There are two ways to subscribe, via the Sports Engine App or via the MBL Website calendar.

	<ol style="list-style-type: none">1. Sports Engine -Download the app
	<ol style="list-style-type: none">2. Confirm you are assigned to Teams:<ul style="list-style-type: none">- MBL "All Players"- And "Varsity" OR "JV"- Select "Schedule" icon at the bottom- This is also where you find the "chat" icon and "Account" icon
	<ol style="list-style-type: none">3. When in "Schedule"; you will see calendar feed for both the "All Teams" and your assigned team (JV or Varsity); there can be duplicates if the same event is listed in "All Teams" and the "individual team".<ul style="list-style-type: none">- Select the Calendar icon in the upper right corner
	<ol style="list-style-type: none">4. Select your Calendar type to subscribe<ul style="list-style-type: none">- Click "OK"- Follow the instruction for your Calendar type



MBL Website


<https://www.memorialboyslax.com/>

- Click on "iCal"
- Copy the URL link into your Calendar file

- On a Mac:

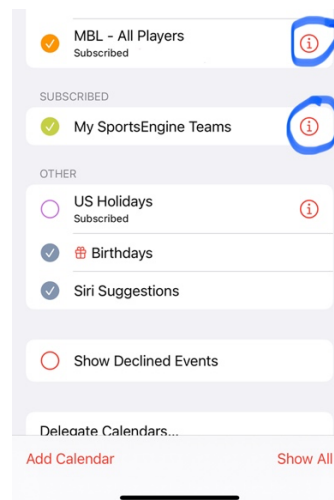
- >Open Calendar
- >Open File
- >Paste New Calendar subscription

To Manage the calendar display and notifications on the I-phone calendar



For the I-phone, you can manage the how the events/notifications are displayed.

- Open Calendar on the I-phone
- Select Calendars on the bottom



The Sports Engine Calendar will be listed under "Subscribed"

Click the "i" icon to edit, turn on/off calendar alerts or delete the calendar from your phone calendar.

- The Sports Engine app also, has Notification options
 - Manage App notifications via the "Account icon"; then the "Settings", (Tool gear)" icon in the top right corner.

If you subscribe via the MBL website, the calendar will be listed under I-cloud or Gmail, depending on how you subscribed.