

# 2014-2015 8 & UNDER MEMBERSHIP REPORT



## TABLE OF CONTENTS

Background .....	Page 1
National Analysis .....	Page 2
Massachusetts Analysis .....	Pages 3-4
2 and 2 Challenge .....	Pages 5-6
Massachusetts' 2014-15 Association Performance .....	Pages 7-12
Local Association Analysis .....	Pages 13-58
Program Services Contact for Affiliate .....	Mike Lukken (719) 538-1115/ <a href="mailto:mikel@usahockey.org">mikel@usahockey.org</a>





This report focuses on the foundation of USA Hockey’s player base – the 8 & under age category. It examines the entry-level age group both at the National and Affiliate level for the past five seasons, as well as the past three seasons at the association level. The objective is to help all levels of USA Hockey’s structure understand their past performance and create achievable growth goals for the 2015-16 season.

Recently, concentrated growth efforts in the 8 & under age category have produced positive results:

- 8 & under participation saw an increase for the second year in a row and four out of the last five seasons.
- During the 2014-15 season there were 105,925 players; the 2<sup>nd</sup> highest total in USA Hockey history.

To continue increasing participation, USA Hockey’s efforts remain focused on these key initiatives:

- Attracting new players each season
- Retaining players from one season to the next

By increasing the number of players at the 8 & under age level, associations are positively impacting growth at the older age levels. The table below demonstrates that recent growth at the 8 & under age level is improving the larger 9 to 14 age groups, thus supplementing long-term growth.

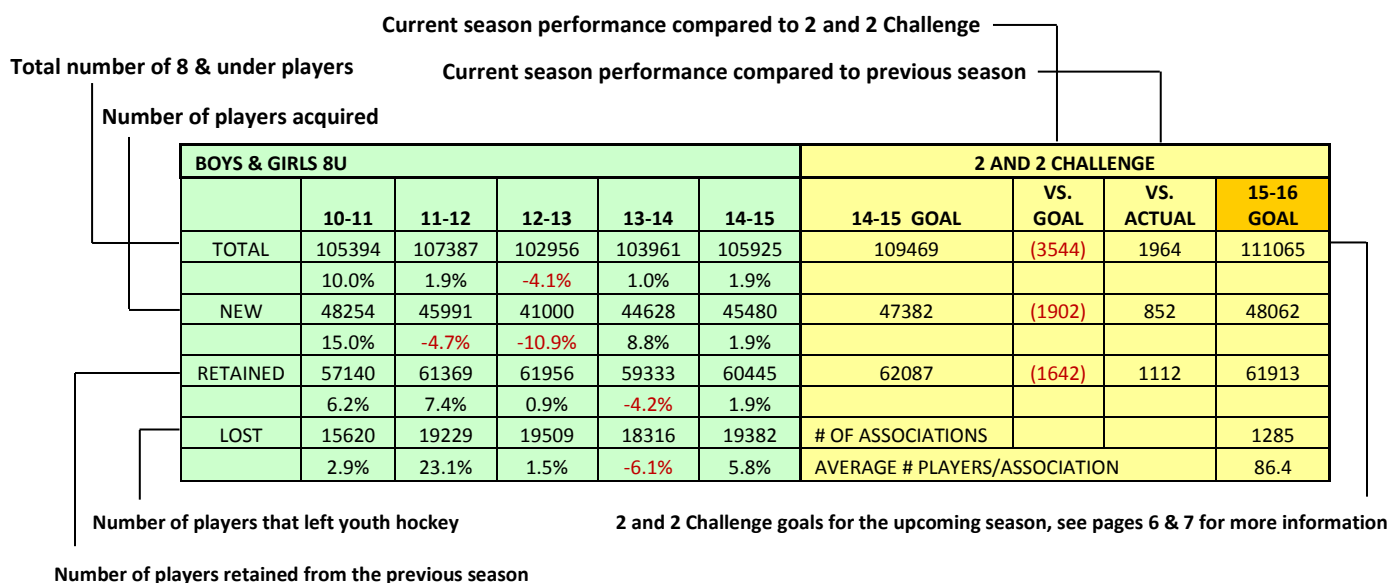
### TOTAL BOYS & GIRLS HOCKEY PARTICIPATION: AGES 9 THROUGH 14

	2010-11	2011-12	2012-13	2013-14	2014-15
<b>Participants</b>	171,826	174,884	175,867	177,906	181,107
<b>% increase</b>	1.7%	1.8%	0.6%	1.2%	1.8%

Putting growth initiatives into action requires a coordinated effort between USA Hockey national staff and local youth hockey volunteers. In an effort to work more closely with local associations, USA Hockey has instituted the 2 and 2 Challenge. The 2 and 2 Challenge, further explained on page 5, is a comprehensive program that utilizes existing national growth programs, resources, and tools to help youth hockey leaders grow participation with their local associations. To achieve these growth goals, the 2 and 2 Challenge asks participating associations to add two new players and retain two additional players than the previous season’s total.

Combining established growth initiatives with USA Hockey’s American Development Model will ensure greater skill development and increased participation.

## HOW TO READ THE DATA CHARTS IN THIS REPORT





## 2014-15 KEY TAKEAWAYS—NATIONAL

### Total

- In 2014-15, the total number of players ages 8 & under increased by 1,964 (1.9%) to 105,925.
- With this increase, the 2014-15 season represents the 2nd largest total of players at the 8 & under level in USA Hockey history.

### Acquisition

- New players increased from 44,628 to 45,480 in 2014-15, an addition of 852 (1.9%).
- This is the second consecutive season of growth in new players.

### Retention

- Retained players increased by 1,112 (1.9%) to a total of 60,445.

### NATIONAL BOYS AND GIRLS 8U

	10-11	11-12	12-13	13-14	14-15
<b>TOTAL</b>	105394	107387	102956	103961	105925
<b>%</b>	10.0%	1.9%	-4.1%	1.0%	1.9%
<b>NEW</b>	48254	45991	41000	44628	45480
<b>%</b>	15.0%	-4.7%	-10.9%	8.8%	1.9%
<b>RETAINED</b>	57140	61396	61956	59333	60445
<b>%</b>	6.2%	7.4%	0.9%	-4.2%	1.9%
<b>LOST</b>	15620	19229	19509	18316	19382
<b>%</b>	2.9%	23.1%	1.5%	-6.1%	5.8%

### NATIONAL BOYS 8U

	10-11	11-12	12-13	13-14	14-15
<b>TOTAL</b>	89907	91199	87805	88168	89386
<b>%</b>	9.7%	1.4%	-3.7%	0.4%	1.4%
<b>NEW</b>	40058	37875	33917	36744	37184
<b>%</b>	15.0%	-5.4%	-10.5%	8.3%	1.2%
<b>RETAINED</b>	49849	53324	53888	51424	52202
<b>%</b>	5.7%	7.0%	1.1%	-4.6%	1.5%
<b>LOST</b>	12350	15149	15308	14559	15304
<b>%</b>	3.5%	22.7%	1.0%	-4.9%	5.1%

### NATIONAL GIRLS 8U

	10-11	11-12	12-13	13-14	14-15
<b>TOTAL</b>	15487	16188	15152	15794	16539
<b>%</b>	-1.9%	4.5%	-6.4%	4.2%	4.7%
<b>NEW</b>	8197	8116	7085	7887	8299
<b>%</b>	3.9%	-1.0%	-12.7%	11.3%	5.2%
<b>RETAINED</b>	7290	8072	8067	7907	8240
<b>%</b>	-7.8%	10.7%	-0.1%	-2.0%	4.2%
<b>LOST</b>	3272	4081	4201	3759	4082
<b>%</b>	-13.0%	24.7%	2.9%	-10.5%	8.6%



## 2014-15 KEY TAKEAWAYS—MASSACHUSETTS

### Total

- The total number of players ages 8 & under in Massachusetts increased by 536 (4.0%) to 13,862.

### Acquisition

- New players increased by 228 (3.9%) to 6,100.
- Massachusetts has seen growth in new players in four of the last five seasons.

### Retention

- Retained players increased by 308 (4.1%) from 2013-14 to 7,762.
- This was the first increase in retention since the 2011-12 season.

### MASSACHUSETTS BOYS AND GIRLS 8U

	10-11	11-12	12-13	13-14	14-15
<b>TOTAL</b>	13608	14308	13305	13326	13862
%	7.5%	5.1%	-7.0%	0.2%	4.0%
<b>NEW</b>	6048	6382	5491	5872	6100
%	2.8%	5.5%	-14.0%	6.9%	3.9%
<b>RETAINED</b>	7560	7926	7814	7454	7762
%	11.6%	4.8%	-1.4%	-4.6%	4.1%
<b>LOST</b>	2350	2690	3136	2787	2699
%	-5.4%	14.5%	16.6%	-11.1%	-3.2%

### MASSACHUSETTS BOYS 8U

	10-11	11-12	12-13	13-14	14-15
<b>TOTAL</b>	10966	11439	10692	10747	11039
%	6.5%	4.3%	-6.5%	0.5%	2.7%
<b>NEW</b>	4594	4893	4197	4596	4581
%	0.8%	6.5%	-14.2%	9.5%	-0.3%
<b>RETAINED</b>	6372	6546	6495	6151	6458
%	11.0%	2.7%	-0.8%	-5.3%	5.0%
<b>LOST</b>	1693	1891	2225	2059	1942
%	-5.4%	11.7%	17.7%	-7.5%	-5.7%

### MASSACHUSETTS GIRLS 8U

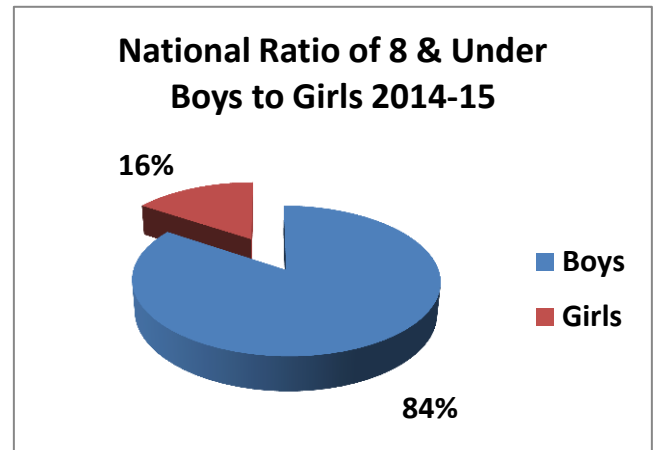
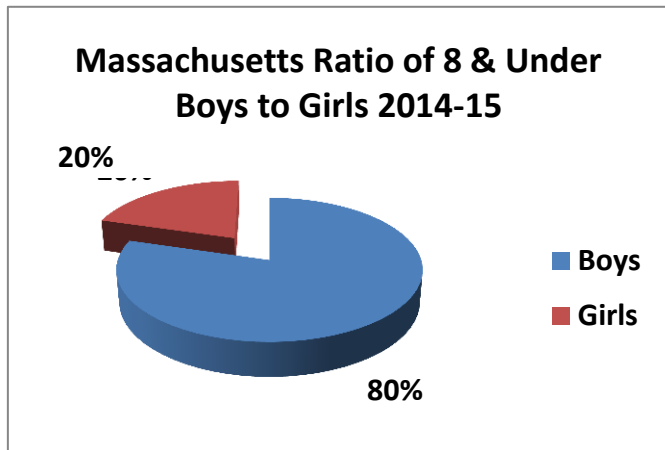
	10-11	11-12	12-13	13-14	14-15
<b>TOTAL</b>	2642	2869	2613	2579	2823
%	12.2%	8.6%	-8.9%	-1.3%	9.5%
<b>NEW</b>	1454	1552	1296	1276	1519
%	10.0%	6.7%	-16.5%	-1.5%	19.0%
<b>RETAINED</b>	1188	1317	1317	1303	1304
%	15.0%	10.9%	0.0%	-1.1%	0.1%
<b>LOST</b>	657	799	912	728	758
%	-5.6%	21.6%	14.1%	-20.2%	4.1%



## RATIO OF BOYS TO GIRLS—8 & UNDERS

**Massachusetts:** Boys represented 80% of all 8 & under youth hockey participants, while girls represented 20%.

**National:** Boys represented 84% of all 8 & under youth hockey participants, while girls represented 16%.



## RETENTION INCREASES WITH AGE

Youth hockey retention increases with both age and seasons accrued. While retention rates increase from 10 & under on up, the overall growth of hockey relies on acquiring more 8 & under players.

Massachusetts' retention results for 2014-15 by age segment:

- 38.2% of all 4 Year Olds returned as 5 Year Olds
- 53.7% of all 5 Year Olds returned as 6 Year Olds
- 68.6% of all 6 Year Olds returned as 7 Year Olds
- 78.8% of all 7 Year Olds returned as 8 Year Olds
  
- 87.4% of all 10 & Under returned in 2014-15
- 93.6% of all 12 & Under returned in 2014-15
- 95.4% of all 14 & Under returned in 2014-15

National Average 37.4%  
National Average 55.2%  
National Average 70.1%  
National Average 77.2%

National Average 86.0%  
National Average 91.6%  
National Average 94.5%



## 2 AND 2 CHALLENGE

The 2 and 2 Challenge is a comprehensive growth program for local associations. It is a blueprint that guides youth hockey leadership through national programs and tools to reach their growth goals of acquiring two new players and retaining two additional players than the previous season’s total.

To complete the 2 and 2 Challenge, associations utilize three programs that drive growth – **Retention**, **Acquisition** & **Conversion**.

### **RETENTION**—*Welcome Back Week* September 14<sup>th</sup>- 20<sup>th</sup>

Reaching out with a personal invitation to return to youth hockey is crucial. For this program, associations coordinate phone calls inviting families back to youth hockey.



### **ACQUISITION**—*Try Hockey For Free Days* November 7<sup>th</sup> & February 20<sup>th</sup>

Try Hockey events provide associations the opportunity to attract new families to the rink. Last season over 25,000 kids were introduced to youth hockey through this program.



### **CONVERSION**—*Transition Program*

Children that sample youth hockey don’t always become new hockey players. A low-cost, low-commitment program to easily transition families from trying hockey to participating in youth hockey programs will significantly increase the likelihood of adding more players. Examples of how this can be achieved is offering a Learn-to-Play program or mixing prospective players into existing beginner programs.



By taking advantage of these national programs, participating associations will be nationally recognized as achieving the 2 and 2 Challenge and be rewarded for their efforts.

To learn more and to accept the 2 and 2 Challenge, visit [www.2and2Challenge.com](http://www.2and2Challenge.com) or call (719) 538-1124.





## 2 AND 2 CHALLENGE GOALS

### ASSOCIATION

The 2 and 2 Challenge goals for every association are to add two new players and retain two additional players than the previous season's 8 & under player total.

Below is an example of an association that achieved their 2 and 2 Challenge goals from this past season and their new goals for 2015-16:

Previous three seasons results				2 and 2 Challenge results and goals			
BOYS & GIRLS_8 & UNDER				2 AND 2 CHALLENGE			
	12-13	13-14	14-15	14-15 GOAL	VS. GOAL	VS. ACTUAL	15-16 GOAL
TOTAL	71	64	79	68	11	15	83
NEW	37	32	42	34	8	10	44
RETAINED	34	32	37	34	3	5	39
LOST	23	25	15				

If the 2 and 2 Challenge goals are achieved again in 2015-16, this program will enjoy a 5.1% increase.

- **TOTAL:** 44 new + 39 retained = 83 total players
- **NEW:** 42 + 2 = 44 new players
- **RETAINED:** 37 + 2 = 39 retained players

### MASSACHUSETTS

MASSACHUSETTS	2014-15 GOAL	2014-15 ACTUAL	2015-16 GOAL
TOTAL	13,894	13,862	14,414
NEW	6,156	6,100	6,376
RETAINED	7,738	7,762	8,038

Based on 138 associations that registered 5 players or more, the 2015-16 goals are:

- **TOTAL:** 13,862 + 552 = **14,414 (4.0%)**
- **NEW:** 6,100 + 276 = **6,376 (4.5%)**
- **RETAINED:** 7,762 + 276 = **8,038 (3.6%)**

### NATIONAL

NATIONAL	2014-15 GOAL	2014-15 ACTUAL	2015-16 GOAL
TOTAL	109,469	105,925	111,065
NEW	47,382	45,480	48,050
RETAINED	62,087	60,445	63,015

Based on 1,285 associations that registered 5 players or more, the 2015-16 goals are:

- **TOTAL:** 105,925 + 5,140 = **111,065 (4.9%)**
- **NEW:** 45,480 + 2,570 = **48,050 (5.7%)**
- **RETAINED:** 60,445 + 2,570 = **63,015 (4.3%)**



## ASSOCIATIONS ACCOMPLISHING THEIR 2 AND 2 CHALLENGE GOALS

While many associations experienced growth, only Arlington Hockey & Figure Skating Club, Assabet Valley Girls Ice Hockey, Bay State Breaker Boys, Billerica Hockey Association, Boston Junior Eagles, Cape Cod Canal Youth Hockey Inc., Chelmsford Hockey Association, Coastal Stars, Dedham Youth Hockey Association, Dual State Huskies, Greater Haverhill-Pentucket Youth Hky, Lexington-Bedford Youth Hockey, Milton Youth Hockey Association, New England Bulldogs, Nonotuck Valley Hockey Association, North Andover Youth Hockey, North Central MA Youth Hockey, North Shore Comets, Peabody Youth Hockey, and S&S Youth Hockey successfully met their 2 and 2 Challenge goals of growing by two for both new and retained players.

## MASSACHUSETT'S 2014-15 ASSOCIATION PERFORMANCE

<u>Association</u>	<u>Net Growth</u>
1. Norwood Youth Hockey Association	+146
2. Arlington Hockey & Figure Skating Club	+106
3. Franklin Youth Hockey	+85
4. Central Mass Outlaws Select	+84
5. Chelmsford Hockey Association	+77
6. North Andover Youth Hockey	+72
7. Dorchester Youth Hockey	+59
8. Watertown Youth Hockey	+59
9. Wilbraham Twin Meadows (WTM)	+57
10. Acton Boxboro	+56
11. Reading Youth Hockey	+55
12. Milton Youth Hockey Association	+51
13. New England Jr. Falcons	+51
14. Middlesex Islanders	+48
15. S & S Youth Hockey	+46
16. Somerville Youth Hockey	+46
17. South Shore Kings	+45
18. Coastal Stars	+44
19. Newton Youth Hockey	+43
20. Wakefield Youth Skating Association	+43
21. Nonotuck Valley Hockey Association	+36





22. Dedham Youth Hockey Association	+34
23. Bay State Breaker Boys	+33
24. Global Hockey	+33
25. Weymouth Youth Hockey Association	+32
26. Belmont Youth Hockey Association	+29
27. Wilmington Youth Hockey	+27
28. Massachusetts Spitfires	+26
29. Cape Cod Canal Youth Hockey Inc.	+25
30. Red Rangers	+23
31. Billerica Hockey Association	+22
32. Pioneer Valley Youth Hockey Assoc Inc.	+22
33. Peabody Youth Hockey	+21
34. Eastern Mass Senators	+17
35. Groton Junior Hockey Association	+17
36. North Central MA Youth Hockey	+16
37. Winchester Youth Hockey	+16
38. Braintree Youth Hockey Association	+15
39. Lakers Youth Hockey	+15
40. Lexington-Bedford Youth Hockey	+15
41. Sudbury Maynard Stow Youth Hockey Assn	+14
42. Assabet Valley Girls Ice Hockey	+13
43. North Shore Comets	+12
44. Canton Youth Hockey Association	+11
45. Dual State Huskies	+11
46. Greater Haverhill-Pentucket Youth Hky	+11
47. North Shore Shamrocks	+11
48. Parkway Youth Hockey Inc.	+11
49. South Boston Youth Hockey	+11
50. Somerset Watuppa Swansea Regional Hockey	+10



51. Natick Comets Hockey Club Inc.	+9
52. New England Bulldogs	+9
53. Masco Youth Hockey	+8
54. Middlesex Islanders Women	+8
55. Boston Junior Eagles	+7
56. Demons Youth Hockey	+7
57. Marblehead Youth Hockey	+7
58. Boston Junior Bruins Select	+5
59. Charlestown Youth Hockey	+5
60. North Reading Skating Association	+5
61. Twin City Youth Hockey	+5
62. Medfield Youth Hockey	+4
63. Wellesley Youth Hockey Association	+4
64. Brewins Youth Hockey Association	+3
65. BGC Berkshire Bruins	+2
66. Boch Blazers	+2
67. North Attleborough Hockey Association	+2
68. Tri County Saints	+2
69. Amesbury Youth Hockey	+1
70. Gateway Youth Hockey	+1
71. Lower Cape Coyotes	+1
72. Springfield Youth Hockey Association	+1
73. Jr Warriors	0
74. Westfield Youth Hockey Association	0
75. Everett/Revere Youth Hockey	-1
76. Patriot Hockey	-1
77. Quincy Youth Hockey Association Inc.	-1
78. Saugus Youth Hockey	-1
79. Winthrop Youth Hockey	-1



80. Barnstable Youth Hockey Association	-2
81. Dual State Huskies Select	-2
82. Needham Youth Hockey	-2
83. WHK Hawks	-2
84. Falmouth Youth Hockey League Inc.	-3
85. Greater Boston Vipers	-3
86. Lovell Hockey	-3
87. Melrose Youth Hockey	-3
88. Nantucket Youth Hockey	-3
89. Northeast Elite Hockey	-3
90. Starhawks Youth Hockey Association	-3
91. Agawam Youth Hockey	-4
92. Newburyport Youth Hockey	-4
93. Burlington Hockey & Skating Association	-5
94. Hetland Youth Hockey	-5
95. Triton Youth Hockey	-5
96. Greater Lowell Youth Skating Association	-8
97. Score Boston	-8
98. South Shore Conquistadors Club	-8
99. South Shore Eagles	-8
100. Brookline Youth Hockey Association	-9
101. Nashoba Youth Hockey Association	-9
102. Triboro Youth Hockey	-10
103. Waltham Youth Hockey Association	-10
104. Berkshire Youth Hockey Inc.	-11
105. Danvers Youth Hockey	-12
106. Pembroke Youth Hockey	-12
107. East Coast Wizards	-13
108. Amherst Hockey Association	-14



109. Marthas Vineyard Youth Hockey	-14
110. Medford Recreational Hockey Association	-14
111. Allston/Brighton Youth Hockey	-17
112. Beverly Youth Hockey Association	-18
113. Top Gun Hockey Club	-18
114. Ludlow Hockey Association	-19
115. North Shore Ice Hawks	-19
116. East Boston Malden Youth Hockey	-20
117. Mohawk Youth Hockey Association	-20
118. Franklin County Hockey Association	-21
119. South Shore Seahawks	-22
120. Hanover Youth Hockey	-24
121. Duxbury Youth Hockey	-26
122. Worcester Junior Sharks	-27
123. Cambridge Youth Hockey	-28
124. Cape Ann Youth Hockey	-29
125. Andover Hockey Association Inc.	-30
126. Framingham Youth Hockey	-30
127. Shrewsbury Youth Hockey	-31
128. Holy Name Hockey Association	-33
129. Tewksbury Youth Skating Association	-34
130. Yarmouth-Dennis Youth Hockey	-40
131. Hyde Park Youth Hockey	-49
132. King Philip/Walpole Youth Hockey	-50
133. Plymouth Youth Hockey	-51
134. Woburn Youth Hockey	-55
135. Concord Carlisle Youth Hockey	-79
136. Hingham Youth Hockey	-82
137. Methuen Youth Hockey	-89

138. Stoneham Youth Hockey



-126



MAH8021 ACTON BOXBORO

BOYS & GIRLS_8 & UNDER				2 AND 2 CHALLENGE			
	12-13	13-14	14-15	14-15 GOAL	VS. GOAL	VS. ACTUAL	15-16 GOAL
TOTAL	0	0	56	4	52	56	60
NEW	0	0	24	2	22	24	26
RETAINED	0	0	32	2	30	32	34
LOST	0	0	0				

BOYS_8 & UNDER				GIRLS_8 & UNDER			
	12-13	13-14	14-15		12-13	13-14	14-15
TOTAL	0	0	50	TOTAL	0	0	6
NEW	0	0	21	NEW	0	0	3
RETAINED	0	0	29	RETAINED	0	0	3
LOST	0	0	0	LOST	0	0	0
RATIO BOYS TO GIRLS			89.3%				10.7%

MAH2106 AGAWAM YOUTH HOCKEY

BOYS & GIRLS_8 & UNDER				2 AND 2 CHALLENGE			
	12-13	13-14	14-15	14-15 GOAL	VS. GOAL	VS. ACTUAL	15-16 GOAL
TOTAL	60	62	58	66	(8)	(4)	62
NEW	26	28	22	30	(8)	(6)	24
RETAINED	34	34	36	36	0	2	38
LOST	3	10	5				

BOYS_8 & UNDER				GIRLS_8 & UNDER			
	12-13	13-14	14-15		12-13	13-14	14-15
TOTAL	49	48	41	TOTAL	11	14	17
NEW	21	20	12	NEW	5	8	10
RETAINED	28	28	29	RETAINED	6	6	7
LOST	1	7	4	LOST	2	3	1
RATIO BOYS TO GIRLS			70.7%				29.3%

MAH1002 ALLSTON/BRIGHTON YOUTH HOCKEY

BOYS & GIRLS_8 & UNDER				2 AND 2 CHALLENGE			
	12-13	13-14	14-15	14-15 GOAL	VS. GOAL	VS. ACTUAL	15-16 GOAL
TOTAL	58	64	47	68	(21)	(17)	51
NEW	16	37	24	39	(15)	(13)	26
RETAINED	42	27	23	29	(6)	(4)	25
LOST	59	25	30				

BOYS_8 & UNDER				GIRLS_8 & UNDER			
	12-13	13-14	14-15		12-13	13-14	14-15
TOTAL	38	50	35	TOTAL	20	14	12
NEW	12	29	17	NEW	4	8	7
RETAINED	26	21	18	RETAINED	16	6	5
LOST	34	15	26	LOST	25	10	4
RATIO BOYS TO GIRLS			74.5%				25.5%



MAH2083 AMESBURY YOUTH HOCKEY

BOYS & GIRLS_8 & UNDER				2 AND 2 CHALLENGE			
	12-13	13-14	14-15	14-15 GOAL	VS. GOAL	VS. ACTUAL	15-16 GOAL
TOTAL	32	22	23	26	(3)	1	27
NEW	16	6	17	8	9	11	19
RETAINED	16	16	6	18	(12)	(10)	8
LOST	10	8	8				

BOYS_8 & UNDER				GIRLS_8 & UNDER			
	12-13	13-14	14-15		12-13	13-14	14-15
TOTAL	25	18	19	TOTAL	7	4	4
NEW	14	6	14	NEW	2	0	3
RETAINED	11	12	5	RETAINED	5	4	1
LOST	10	7	7	LOST	0	1	1
RATIO BOYS TO GIRLS			82.6%				17.4%

MAH6213 AMHERST HOCKEY ASSOCIATION

BOYS & GIRLS_8 & UNDER				2 AND 2 CHALLENGE			
	12-13	13-14	14-15	14-15 GOAL	VS. GOAL	VS. ACTUAL	15-16 GOAL
TOTAL	154	138	124	142	(18)	(14)	128
NEW	73	53	55	55	0	2	57
RETAINED	81	85	69	87	(18)	(16)	71
LOST	29	43	43				

BOYS_8 & UNDER				GIRLS_8 & UNDER			
	12-13	13-14	14-15		12-13	13-14	14-15
TOTAL	132	112	95	TOTAL	22	26	29
NEW	59	39	41	NEW	14	14	14
RETAINED	73	73	54	RETAINED	8	12	15
LOST	21	35	34	LOST	8	8	9
RATIO BOYS TO GIRLS			76.6%				23.4%

MAH2191 ANDOVER HOCKEY ASSOCIATION INC

BOYS & GIRLS_8 & UNDER				2 AND 2 CHALLENGE			
	12-13	13-14	14-15	14-15 GOAL	VS. GOAL	VS. ACTUAL	15-16 GOAL
TOTAL	235	233	203	237	(34)	(30)	207
NEW	184	92	84	94	(10)	(8)	86
RETAINED	51	141	119	143	(24)	(22)	121
LOST	1	16	50				

BOYS_8 & UNDER				GIRLS_8 & UNDER			
	12-13	13-14	14-15		12-13	13-14	14-15
TOTAL	180	180	159	TOTAL	55	53	44
NEW	145	67	65	NEW	39	25	19
RETAINED	35	113	94	RETAINED	16	28	25
LOST	1	12	32	LOST	0	4	18
RATIO BOYS TO GIRLS			78.3%				21.7%



MAH9224 ARLINGTON HOCKEY & FIGURE SKATING CLUB

BOYS & GIRLS_8 & UNDER				2 AND 2 CHALLENGE			
	12-13	13-14	14-15	14-15 GOAL	VS. GOAL	VS. ACTUAL	15-16 GOAL
TOTAL	182	54	160	58	102	106	164
NEW	59	4	103	6	97	99	105
RETAINED	123	50	57	52	5	7	59
LOST	41	73	1				

BOYS_8 & UNDER				GIRLS_8 & UNDER			
	12-13	13-14	14-15		12-13	13-14	14-15
TOTAL	139	44	116	TOTAL	43	10	44
NEW	46	4	71	NEW	13	0	32
RETAINED	93	40	45	RETAINED	30	10	12
LOST	30	56	1	LOST	11	17	0
RATIO BOYS TO GIRLS			72.5%				27.5%

MAH1715 ASSABET VALLEY GIRLS ICE HOCKEY

BOYS & GIRLS_8 & UNDER				2 AND 2 CHALLENGE			
	12-13	13-14	14-15	14-15 GOAL	VS. GOAL	VS. ACTUAL	15-16 GOAL
TOTAL	37	32	45	36	9	13	49
NEW	25	22	29	24	5	7	31
RETAINED	12	10	16	12	4	6	18
LOST	13	7	6				

BOYS_8 & UNDER				GIRLS_8 & UNDER			
	12-13	13-14	14-15		12-13	13-14	14-15
TOTAL	0	0	0	TOTAL	37	32	45
NEW	0	0	0	NEW	25	22	29
RETAINED	0	0	0	RETAINED	12	10	16
LOST	1	1	0	LOST	12	6	6
RATIO BOYS TO GIRLS			0.0%				100.0%

MAH5007 BARNSTABLE YOUTH HOCKEY ASSOCIATION

BOYS & GIRLS_8 & UNDER				2 AND 2 CHALLENGE			
	12-13	13-14	14-15	14-15 GOAL	VS. GOAL	VS. ACTUAL	15-16 GOAL
TOTAL	140	156	154	160	(6)	(2)	158
NEW	78	72	57	74	(17)	(15)	59
RETAINED	62	84	97	86	11	13	99
LOST	17	28	21				

BOYS_8 & UNDER				GIRLS_8 & UNDER			
	12-13	13-14	14-15		12-13	13-14	14-15
TOTAL	119	133	135	TOTAL	21	23	19
NEW	63	57	53	NEW	15	15	4
RETAINED	56	76	82	RETAINED	6	8	15
LOST	16	23	15	LOST	1	5	6
RATIO BOYS TO GIRLS			87.7%				12.3%





MAH0266 BAY STATE BREAKERS BOYS

BOYS & GIRLS_8 & UNDER				2 AND 2 CHALLENGE			
	12-13	13-14	14-15	14-15 GOAL	VS. GOAL	VS. ACTUAL	15-16 GOAL
TOTAL	0	44	77	48	29	33	81
NEW	0	39	56	41	15	17	58
RETAINED	0	5	21	7	14	16	23
LOST	0	8	3				

BOYS_8 & UNDER				GIRLS_8 & UNDER			
	12-13	13-14	14-15		12-13	13-14	14-15
TOTAL	0	42	70	TOTAL	0	2	7
NEW	0	37	50	NEW	0	2	6
RETAINED	0	5	20	RETAINED	0	0	1
LOST	0	8	3	LOST	0	0	0
RATIO BOYS TO GIRLS			90.9%				9.1%

MAH9226 BELMONT YOUTH HOCKEY ASSOCIATION

BOYS & GIRLS_8 & UNDER				2 AND 2 CHALLENGE			
	12-13	13-14	14-15	14-15 GOAL	VS. GOAL	VS. ACTUAL	15-16 GOAL
TOTAL	139	132	161	136	25	29	165
NEW	59	51	80	53	27	29	82
RETAINED	80	81	81	83	(2)	0	83
LOST	40	35	36				

BOYS_8 & UNDER				GIRLS_8 & UNDER			
	12-13	13-14	14-15		12-13	13-14	14-15
TOTAL	101	104	124	TOTAL	38	28	37
NEW	40	44	62	NEW	19	7	18
RETAINED	61	60	62	RETAINED	19	21	19
LOST	27	22	28	LOST	13	13	8
RATIO BOYS TO GIRLS			77.0%				23.0%

MAH6215 BERKSHIRE YOUTH HOCKEY INC

BOYS & GIRLS_8 & UNDER				2 AND 2 CHALLENGE			
	12-13	13-14	14-15	14-15 GOAL	VS. GOAL	VS. ACTUAL	15-16 GOAL
TOTAL	101	83	72	87	(15)	(11)	76
NEW	57	37	33	39	(6)	(4)	35
RETAINED	44	46	39	48	(9)	(7)	41
LOST	32	43	26				

BOYS_8 & UNDER				GIRLS_8 & UNDER			
	12-13	13-14	14-15		12-13	13-14	14-15
TOTAL	68	61	57	TOTAL	33	22	15
NEW	36	24	26	NEW	21	13	7
RETAINED	32	37	31	RETAINED	12	9	8
LOST	19	23	15	LOST	13	20	11
RATIO BOYS TO GIRLS			79.2%				20.8%



MAH2278 BEVERLY YOUTH HOCKEY ASSOCIATION INC

BOYS & GIRLS_8 & UNDER				2 AND 2 CHALLENGE			
	12-13	13-14	14-15	14-15 GOAL	VS. GOAL	VS. ACTUAL	15-16 GOAL
TOTAL	77	92	74	96	(22)	(18)	78
NEW	32	65	32	67	(35)	(33)	34
RETAINED	45	27	42	29	13	15	44
LOST	23	39	48				

BOYS_8 & UNDER				GIRLS_8 & UNDER			
	12-13	13-14	14-15		12-13	13-14	14-15
TOTAL	62	72	65	TOTAL	15	20	9
NEW	26	48	28	NEW	6	17	4
RETAINED	36	24	37	RETAINED	9	3	5
LOST	19	30	34	LOST	4	9	14
RATIO BOYS TO GIRLS			87.8%				12.2%

MAH0165 BGC BERKSHIRE BRUINS

BOYS & GIRLS_8 & UNDER				2 AND 2 CHALLENGE			
	12-13	13-14	14-15	14-15 GOAL	VS. GOAL	VS. ACTUAL	15-16 GOAL
TOTAL	42	30	32	34	(2)	2	36
NEW	29	12	18	14	4	6	20
RETAINED	13	18	14	20	(6)	(4)	16
LOST	9	10	2				

BOYS_8 & UNDER				GIRLS_8 & UNDER			
	12-13	13-14	14-15		12-13	13-14	14-15
TOTAL	36	25	26	TOTAL	6	5	6
NEW	25	10	13	NEW	4	2	5
RETAINED	11	15	13	RETAINED	2	3	1
LOST	9	10	2	LOST	0	0	0
RATIO BOYS TO GIRLS			81.3%				18.8%

MAH9227 BILLERICA HOCKEY ASSOCIATION

BOYS & GIRLS_8 & UNDER				2 AND 2 CHALLENGE			
	12-13	13-14	14-15	14-15 GOAL	VS. GOAL	VS. ACTUAL	15-16 GOAL
TOTAL	48	24	46	28	18	22	50
NEW	33	13	25	15	10	12	27
RETAINED	15	11	21	13	8	10	23
LOST	30	30	2				

BOYS_8 & UNDER				GIRLS_8 & UNDER			
	12-13	13-14	14-15		12-13	13-14	14-15
TOTAL	44	23	43	TOTAL	4	1	3
NEW	30	12	22	NEW	3	1	3
RETAINED	14	11	21	RETAINED	1	0	0
LOST	24	28	2	LOST	6	2	0
RATIO BOYS TO GIRLS			93.5%				6.5%



MAH0295 BOCH BLAZERS

BOYS & GIRLS_8 & UNDER				2 AND 2 CHALLENGE			
	12-13	13-14	14-15	14-15 GOAL	VS. GOAL	VS. ACTUAL	15-16 GOAL
TOTAL	26	16	18	20	(2)	2	22
NEW	25	11	17	13	4	6	19
RETAINED	1	5	1	7	(6)	(4)	3
LOST	2	4	0				

BOYS_8 & UNDER				GIRLS_8 & UNDER			
	12-13	13-14	14-15		12-13	13-14	14-15
TOTAL	22	15	16	TOTAL	4	1	2
NEW	21	11	15	NEW	4	0	2
RETAINED	1	4	1	RETAINED	0	1	0
LOST	2	4	0	LOST	0	0	0
RATIO BOYS TO GIRLS			88.9%				11.1%

MAH1803 BOSTON JUNIOR BRUINS SELECT

BOYS & GIRLS_8 & UNDER				2 AND 2 CHALLENGE			
	12-13	13-14	14-15	14-15 GOAL	VS. GOAL	VS. ACTUAL	15-16 GOAL
TOTAL	34	20	25	24	1	5	29
NEW	23	9	24	11	13	15	26
RETAINED	11	11	1	13	(12)	(10)	3
LOST	4	8	3				

BOYS_8 & UNDER				GIRLS_8 & UNDER			
	12-13	13-14	14-15		12-13	13-14	14-15
TOTAL	32	19	24	TOTAL	2	1	1
NEW	22	9	23	NEW	1	0	1
RETAINED	10	10	1	RETAINED	1	1	0
LOST	4	8	3	LOST	0	0	0
RATIO BOYS TO GIRLS			96.0%				4.0%

MAH0131 BOSTON JUNIOR EAGLES

BOYS & GIRLS_8 & UNDER				2 AND 2 CHALLENGE			
	12-13	13-14	14-15	14-15 GOAL	VS. GOAL	VS. ACTUAL	15-16 GOAL
TOTAL	60	8	15	12	3	7	19
NEW	42	6	8	8	0	2	10
RETAINED	18	2	7	4	3	5	9
LOST	8	41	2				

BOYS_8 & UNDER				GIRLS_8 & UNDER			
	12-13	13-14	14-15		12-13	13-14	14-15
TOTAL	52	8	15	TOTAL	8	0	0
NEW	37	6	8	NEW	5	0	0
RETAINED	15	2	7	RETAINED	3	0	0
LOST	7	33	2	LOST	1	8	0
RATIO BOYS TO GIRLS			100.0%				0.0%



MAH3006 BRAINTREE YOUTH HOCKEY ASSOCIATION

BOYS & GIRLS_8 & UNDER				2 AND 2 CHALLENGE			
	12-13	13-14	14-15	14-15 GOAL	VS. GOAL	VS. ACTUAL	15-16 GOAL
TOTAL	130	117	132	121	11	15	136
NEW	37	54	69	56	13	15	71
RETAINED	93	63	63	65	(2)	0	65
LOST	10	10	4				

BOYS_8 & UNDER				GIRLS_8 & UNDER			
	12-13	13-14	14-15		12-13	13-14	14-15
TOTAL	116	91	101	TOTAL	14	26	31
NEW	32	40	53	NEW	5	14	16
RETAINED	84	51	48	RETAINED	9	12	15
LOST	5	8	4	LOST	5	2	0
RATIO BOYS TO GIRLS			76.5%				23.5%

MAH4111 BREWINS YOUTH HOCKEY ASSOCIATION

BOYS & GIRLS_8 & UNDER				2 AND 2 CHALLENGE			
	12-13	13-14	14-15	14-15 GOAL	VS. GOAL	VS. ACTUAL	15-16 GOAL
TOTAL	49	50	53	54	(1)	3	57
NEW	43	30	36	32	4	6	38
RETAINED	6	20	17	22	(5)	(3)	19
LOST	5	7	8				

BOYS_8 & UNDER				GIRLS_8 & UNDER			
	12-13	13-14	14-15		12-13	13-14	14-15
TOTAL	43	43	51	TOTAL	6	7	2
NEW	38	25	35	NEW	5	5	1
RETAINED	5	18	16	RETAINED	1	2	1
LOST	5	7	8	LOST	0	0	0
RATIO BOYS TO GIRLS			96.2%				3.8%

MAH3186 BROOKLINE YOUTH HOCKEY ASSOCIATION

BOYS & GIRLS_8 & UNDER				2 AND 2 CHALLENGE			
	12-13	13-14	14-15	14-15 GOAL	VS. GOAL	VS. ACTUAL	15-16 GOAL
TOTAL	131	66	57	70	(13)	(9)	61
NEW	73	18	25	20	5	7	27
RETAINED	58	48	32	50	(18)	(16)	34
LOST	14	49	20				

BOYS_8 & UNDER				GIRLS_8 & UNDER			
	12-13	13-14	14-15		12-13	13-14	14-15
TOTAL	95	53	38	TOTAL	36	13	19
NEW	49	14	16	NEW	24	4	9
RETAINED	46	39	22	RETAINED	12	9	10
LOST	11	32	18	LOST	3	17	2
RATIO BOYS TO GIRLS			66.7%				33.3%



MAH9228 BURLINGTON HOCKEY & SKATING ASSOCIATION

BOYS & GIRLS_8 & UNDER				2 AND 2 CHALLENGE			
	12-13	13-14	14-15	14-15 GOAL	VS. GOAL	VS. ACTUAL	15-16 GOAL
TOTAL	81	51	46	55	(9)	(5)	50
NEW	39	11	17	13	4	6	19
RETAINED	42	40	29	42	(13)	(11)	31
LOST	15	23	6				

BOYS_8 & UNDER				GIRLS_8 & UNDER			
	12-13	13-14	14-15		12-13	13-14	14-15
TOTAL	72	43	40	TOTAL	9	8	6
NEW	33	9	13	NEW	6	2	4
RETAINED	39	34	27	RETAINED	3	6	2
LOST	11	22	5	LOST	4	1	1
RATIO BOYS TO GIRLS			87.0%				13.0%

MAH0195 CAMBRIDGE YOUTH HOCKEY

BOYS & GIRLS_8 & UNDER				2 AND 2 CHALLENGE			
	12-13	13-14	14-15	14-15 GOAL	VS. GOAL	VS. ACTUAL	15-16 GOAL
TOTAL	83	56	28	60	(32)	(28)	32
NEW	40	22	10	24	(14)	(12)	12
RETAINED	43	34	18	36	(18)	(16)	20
LOST	23	24	18				

BOYS_8 & UNDER				GIRLS_8 & UNDER			
	12-13	13-14	14-15		12-13	13-14	14-15
TOTAL	67	44	25	TOTAL	16	12	3
NEW	28	17	9	NEW	12	5	1
RETAINED	39	27	16	RETAINED	4	7	2
LOST	18	17	13	LOST	5	7	5
RATIO BOYS TO GIRLS			89.3%				10.7%

MAH3187 CANTON YOUTH HOCKEY ASSOCIATION

BOYS & GIRLS_8 & UNDER				2 AND 2 CHALLENGE			
	12-13	13-14	14-15	14-15 GOAL	VS. GOAL	VS. ACTUAL	15-16 GOAL
TOTAL	179	184	195	188	7	11	199
NEW	55	64	80	66	14	16	82
RETAINED	124	120	115	122	(7)	(5)	117
LOST	38	21	33				

BOYS_8 & UNDER				GIRLS_8 & UNDER			
	12-13	13-14	14-15		12-13	13-14	14-15
TOTAL	139	148	141	TOTAL	40	36	54
NEW	40	52	46	NEW	15	12	34
RETAINED	99	96	95	RETAINED	25	24	20
LOST	27	14	24	LOST	11	7	9
RATIO BOYS TO GIRLS			72.3%				27.7%



MAH2090 CAPE ANN YOUTH HOCKEY

BOYS & GIRLS_8 & UNDER				2 AND 2 CHALLENGE			
	12-13	13-14	14-15	14-15 GOAL	VS. GOAL	VS. ACTUAL	15-16 GOAL
TOTAL	137	176	147	180	(33)	(29)	151
NEW	51	87	46	89	(43)	(41)	48
RETAINED	86	89	101	91	10	12	103
LOST	38	36	47				

BOYS_8 & UNDER				GIRLS_8 & UNDER			
	12-13	13-14	14-15		12-13	13-14	14-15
TOTAL	113	147	120	TOTAL	24	29	27
NEW	40	69	31	NEW	11	18	15
RETAINED	73	78	89	RETAINED	13	11	12
LOST	29	26	36	LOST	9	10	11
RATIO BOYS TO GIRLS			81.6%				18.4%

MAH5223 CAPE COD CANAL YOUTH HOCKEY INC

BOYS & GIRLS_8 & UNDER				2 AND 2 CHALLENGE			
	12-13	13-14	14-15	14-15 GOAL	VS. GOAL	VS. ACTUAL	15-16 GOAL
TOTAL	30	64	89	68	21	25	93
NEW	4	40	58	42	16	18	60
RETAINED	26	24	31	26	5	7	33
LOST	68	2	9				

BOYS_8 & UNDER				GIRLS_8 & UNDER			
	12-13	13-14	14-15		12-13	13-14	14-15
TOTAL	25	48	69	TOTAL	5	16	20
NEW	3	30	44	NEW	1	10	14
RETAINED	22	18	25	RETAINED	4	6	6
LOST	51	1	6	LOST	17	1	3
RATIO BOYS TO GIRLS			77.5%				22.5%

MAH1810 CENTRAL MASS OUTLAWS SELECT

BOYS & GIRLS_8 & UNDER				2 AND 2 CHALLENGE			
	12-13	13-14	14-15	14-15 GOAL	VS. GOAL	VS. ACTUAL	15-16 GOAL
TOTAL	0	16	100	20	80	84	104
NEW	0	16	99	18	81	83	101
RETAINED	0	0	1	2	(1)	1	3
LOST	0	0	7				

BOYS_8 & UNDER				GIRLS_8 & UNDER			
	12-13	13-14	14-15		12-13	13-14	14-15
TOTAL	0	15	92	TOTAL	0	1	8
NEW	0	15	91	NEW	0	1	8
RETAINED	0	0	1	RETAINED	0	0	0
LOST	0	0	6	LOST	0	0	1
RATIO BOYS TO GIRLS			92.0%				8.0%



MAH1156 CHARLESTOWN YOUTH HOCKEY

BOYS & GIRLS_8 & UNDER				2 AND 2 CHALLENGE			
	12-13	13-14	14-15	14-15 GOAL	VS. GOAL	VS. ACTUAL	15-16 GOAL
TOTAL	5	15	20	19	1	5	24
NEW	3	14	14	16	(2)	0	16
RETAINED	2	1	6	3	3	5	8
LOST	11	1	1				

BOYS_8 & UNDER				GIRLS_8 & UNDER			
	12-13	13-14	14-15		12-13	13-14	14-15
TOTAL	1	13	13	TOTAL	4	2	7
NEW	1	12	8	NEW	2	2	6
RETAINED	0	1	5	RETAINED	2	0	1
LOST	11	0	1	LOST	0	1	0
RATIO BOYS TO GIRLS			65.0%				35.0%

MAH9127 CHELMSFORD HOCKEY ASSOCIATION

BOYS & GIRLS_8 & UNDER				2 AND 2 CHALLENGE			
	12-13	13-14	14-15	14-15 GOAL	VS. GOAL	VS. ACTUAL	15-16 GOAL
TOTAL	118	31	108	35	73	77	112
NEW	59	7	73	9	64	66	75
RETAINED	59	24	35	26	9	11	37
LOST	34	49	6				

BOYS_8 & UNDER				GIRLS_8 & UNDER			
	12-13	13-14	14-15		12-13	13-14	14-15
TOTAL	93	25	82	TOTAL	25	6	26
NEW	43	7	49	NEW	16	0	24
RETAINED	50	18	33	RETAINED	9	6	2
LOST	20	40	5	LOST	14	9	1
RATIO BOYS TO GIRLS			75.9%				24.1%

MAH4045 COASTAL STARS

BOYS & GIRLS_8 & UNDER				2 AND 2 CHALLENGE			
	12-13	13-14	14-15	14-15 GOAL	VS. GOAL	VS. ACTUAL	15-16 GOAL
TOTAL	75	52	96	56	40	44	100
NEW	38	27	64	29	35	37	66
RETAINED	37	25	32	27	5	7	34
LOST	24	15	4				

BOYS_8 & UNDER				GIRLS_8 & UNDER			
	12-13	13-14	14-15		12-13	13-14	14-15
TOTAL	68	43	80	TOTAL	7	9	16
NEW	34	21	54	NEW	4	6	10
RETAINED	34	22	26	RETAINED	3	3	6
LOST	22	14	4	LOST	2	1	0
RATIO BOYS TO GIRLS			83.3%				16.7%



MAH8022 CONCORD CARLISLE YOUTH HOCKEY

BOYS & GIRLS_8 & UNDER				2 AND 2 CHALLENGE			
	12-13	13-14	14-15	14-15 GOAL	VS. GOAL	VS. ACTUAL	15-16 GOAL
TOTAL	86	112	33	116	(83)	(79)	37
NEW	30	60	9	62	(53)	(51)	11
RETAINED	56	52	24	54	(30)	(28)	26
LOST	48	23	59				

BOYS_8 & UNDER				GIRLS_8 & UNDER			
	12-13	13-14	14-15		12-13	13-14	14-15
TOTAL	65	85	28	TOTAL	21	27	5
NEW	24	45	7	NEW	6	15	2
RETAINED	41	40	21	RETAINED	15	12	3
LOST	37	15	38	LOST	11	8	21
RATIO BOYS TO GIRLS			84.8%				15.2%

MAH2084 DANVERS YOUTH HOCKEY

BOYS & GIRLS_8 & UNDER				2 AND 2 CHALLENGE			
	12-13	13-14	14-15	14-15 GOAL	VS. GOAL	VS. ACTUAL	15-16 GOAL
TOTAL	113	82	70	86	(16)	(12)	74
NEW	56	41	27	43	(16)	(14)	29
RETAINED	57	41	43	43	0	2	45
LOST	41	56	43				

BOYS_8 & UNDER				GIRLS_8 & UNDER			
	12-13	13-14	14-15		12-13	13-14	14-15
TOTAL	100	64	60	TOTAL	13	18	10
NEW	49	29	25	NEW	7	12	2
RETAINED	51	35	35	RETAINED	6	6	8
LOST	28	48	33	LOST	13	8	10
RATIO BOYS TO GIRLS			85.7%				14.3%

MAH3220 DEDHAM YOUTH HOCKEY ASSOCIATION

BOYS & GIRLS_8 & UNDER				2 AND 2 CHALLENGE			
	12-13	13-14	14-15	14-15 GOAL	VS. GOAL	VS. ACTUAL	15-16 GOAL
TOTAL	58	60	94	64	30	34	98
NEW	35	50	65	52	13	15	67
RETAINED	23	10	29	12	17	19	31
LOST	37	41	32				

BOYS_8 & UNDER				GIRLS_8 & UNDER			
	12-13	13-14	14-15		12-13	13-14	14-15
TOTAL	50	46	68	TOTAL	8	14	26
NEW	31	38	42	NEW	4	12	23
RETAINED	19	8	26	RETAINED	4	2	3
LOST	23	37	24	LOST	14	4	8
RATIO BOYS TO GIRLS			72.3%				27.7%





MAH8067 DEMONS YOUTH HOCKEY

BOYS & GIRLS_8 & UNDER				2 AND 2 CHALLENGE			
	12-13	13-14	14-15	14-15 GOAL	VS. GOAL	VS. ACTUAL	15-16 GOAL
TOTAL	43	59	66	63	3	7	70
NEW	19	25	37	27	10	12	39
RETAINED	24	34	29	36	(7)	(5)	31
LOST	28	4	3				

BOYS_8 & UNDER				GIRLS_8 & UNDER			
	12-13	13-14	14-15		12-13	13-14	14-15
TOTAL	39	50	57	TOTAL	4	9	9
NEW	16	19	32	NEW	3	6	5
RETAINED	23	31	25	RETAINED	1	3	4
LOST	18	3	2	LOST	10	1	1
RATIO BOYS TO GIRLS			86.4%				13.6%

MAH1157 DORCHESTER YOUTH HOCKEY

BOYS & GIRLS_8 & UNDER				2 AND 2 CHALLENGE			
	12-13	13-14	14-15	14-15 GOAL	VS. GOAL	VS. ACTUAL	15-16 GOAL
TOTAL	0	0	59	4	55	59	63
NEW	0	0	56	2	54	56	58
RETAINED	0	0	3	2	1	3	5
LOST	0	0	1				

BOYS_8 & UNDER				GIRLS_8 & UNDER			
	12-13	13-14	14-15		12-13	13-14	14-15
TOTAL	0	0	47	TOTAL	0	0	12
NEW	0	0	44	NEW	0	0	12
RETAINED	0	0	3	RETAINED	0	0	0
LOST	0	0	1	LOST	0	0	0
RATIO BOYS TO GIRLS			79.7%				20.3%

MAH1768 DUAL STATE HUSKIES

BOYS & GIRLS_8 & UNDER				2 AND 2 CHALLENGE			
	12-13	13-14	14-15	14-15 GOAL	VS. GOAL	VS. ACTUAL	15-16 GOAL
TOTAL	0	15	26	19	7	11	30
NEW	0	12	14	14	0	2	16
RETAINED	0	3	12	5	7	9	14
LOST	0	0	4				

BOYS_8 & UNDER				GIRLS_8 & UNDER			
	12-13	13-14	14-15		12-13	13-14	14-15
TOTAL	0	4	8	TOTAL	0	11	18
NEW	0	4	7	NEW	0	8	7
RETAINED	0	0	1	RETAINED	0	3	11
LOST	0	0	3	LOST	0	0	1
RATIO BOYS TO GIRLS			30.8%				69.2%



MAH1812 DUAL STATE HUSKIES SELECT

BOYS & GIRLS_8 & UNDER				2 AND 2 CHALLENGE			
	12-13	13-14	14-15	14-15 GOAL	VS. GOAL	VS. ACTUAL	15-16 GOAL
TOTAL	0	29	27	33	(6)	(2)	31
NEW	0	28	20	30	(10)	(8)	22
RETAINED	0	1	7	3	4	6	9
LOST	0	0	6				

BOYS_8 & UNDER				GIRLS_8 & UNDER			
	12-13	13-14	14-15		12-13	13-14	14-15
TOTAL	0	28	26	TOTAL	0	1	1
NEW	0	27	19	NEW	0	1	1
RETAINED	0	1	7	RETAINED	0	0	0
LOST	0	0	6	LOST	0	0	0
RATIO BOYS TO GIRLS			96.3%				3.7%

MAH4049 DUXBURY YOUTH HOCKEY

BOYS & GIRLS_8 & UNDER				2 AND 2 CHALLENGE			
	12-13	13-14	14-15	14-15 GOAL	VS. GOAL	VS. ACTUAL	15-16 GOAL
TOTAL	73	111	85	115	(30)	(26)	89
NEW	41	67	32	69	(37)	(35)	34
RETAINED	32	44	53	46	7	9	55
LOST	11	7	15				

BOYS_8 & UNDER				GIRLS_8 & UNDER			
	12-13	13-14	14-15		12-13	13-14	14-15
TOTAL	56	93	69	TOTAL	17	18	16
NEW	30	56	23	NEW	11	11	9
RETAINED	26	37	46	RETAINED	6	7	7
LOST	9	5	13	LOST	2	2	2
RATIO BOYS TO GIRLS			81.2%				18.8%

MAH0148 EAST BOSTON MALDEN YOUTH HOCKEY

BOYS & GIRLS_8 & UNDER				2 AND 2 CHALLENGE			
	12-13	13-14	14-15	14-15 GOAL	VS. GOAL	VS. ACTUAL	15-16 GOAL
TOTAL	34	47	27	51	(24)	(20)	31
NEW	23	22	10	24	(14)	(12)	12
RETAINED	11	25	17	27	(10)	(8)	19
LOST	7	3	16				

BOYS_8 & UNDER				GIRLS_8 & UNDER			
	12-13	13-14	14-15		12-13	13-14	14-15
TOTAL	32	42	23	TOTAL	2	5	4
NEW	21	18	8	NEW	2	4	2
RETAINED	11	24	15	RETAINED	0	1	2
LOST	6	3	13	LOST	1	0	3
RATIO BOYS TO GIRLS			85.2%				14.8%



MAH1751 EAST COAST WIZARDS

BOYS & GIRLS_8 & UNDER				2 AND 2 CHALLENGE			
	12-13	13-14	14-15	14-15 GOAL	VS. GOAL	VS. ACTUAL	15-16 GOAL
TOTAL	123	111	98	115	(17)	(13)	102
NEW	82	59	49	61	(12)	(10)	51
RETAINED	41	52	49	54	(5)	(3)	51
LOST	15	25	14				

BOYS_8 & UNDER				GIRLS_8 & UNDER			
	12-13	13-14	14-15		12-13	13-14	14-15
TOTAL	76	67	59	TOTAL	47	44	39
NEW	50	38	33	NEW	32	21	16
RETAINED	26	29	26	RETAINED	15	23	23
LOST	11	18	12	LOST	4	7	2
RATIO BOYS TO GIRLS			60.2%				39.8%

MAH1801 EASTERN MASS SENATORS

BOYS & GIRLS_8 & UNDER				2 AND 2 CHALLENGE			
	12-13	13-14	14-15	14-15 GOAL	VS. GOAL	VS. ACTUAL	15-16 GOAL
TOTAL	0	0	17	4	13	17	21
NEW	0	0	16	2	14	16	18
RETAINED	0	0	1	2	(1)	1	3
LOST	0	0	0				

BOYS_8 & UNDER				GIRLS_8 & UNDER			
	12-13	13-14	14-15		12-13	13-14	14-15
TOTAL	0	0	12	TOTAL	0	0	5
NEW	0	0	11	NEW	0	0	5
RETAINED	0	0	1	RETAINED	0	0	0
LOST	0	0	0	LOST	0	0	0
RATIO BOYS TO GIRLS			70.6%				29.4%

MAH1236 EVERETT/REVERE YOUTH HOCKEY

BOYS & GIRLS_8 & UNDER				2 AND 2 CHALLENGE			
	12-13	13-14	14-15	14-15 GOAL	VS. GOAL	VS. ACTUAL	15-16 GOAL
TOTAL	25	15	14	19	(5)	(1)	18
NEW	16	6	3	8	(5)	(3)	5
RETAINED	9	9	11	11	0	2	13
LOST	1	11	2				

BOYS_8 & UNDER				GIRLS_8 & UNDER			
	12-13	13-14	14-15		12-13	13-14	14-15
TOTAL	22	14	13	TOTAL	3	1	1
NEW	15	6	3	NEW	1	0	0
RETAINED	7	8	10	RETAINED	2	1	1
LOST	1	10	2	LOST	0	1	0
RATIO BOYS TO GIRLS			92.9%				7.1%



MAH5159 FALMOUTH YOUTH HOCKEY LEAGUE INC

BOYS & GIRLS_8 & UNDER				2 AND 2 CHALLENGE			
	12-13	13-14	14-15	14-15 GOAL	VS. GOAL	VS. ACTUAL	15-16 GOAL
TOTAL	84	77	74	81	(7)	(3)	78
NEW	37	29	29	31	(2)	0	31
RETAINED	47	48	45	50	(5)	(3)	47
LOST	15	12	16				

BOYS_8 & UNDER				GIRLS_8 & UNDER			
	12-13	13-14	14-15		12-13	13-14	14-15
TOTAL	69	59	59	TOTAL	15	18	15
NEW	29	23	21	NEW	8	6	8
RETAINED	40	36	38	RETAINED	7	12	7
LOST	12	12	11	LOST	3	0	5
RATIO BOYS TO GIRLS			79.7%				20.3%

MAH8023 FRAMINGHAM YOUTH HOCKEY

BOYS & GIRLS_8 & UNDER				2 AND 2 CHALLENGE			
	12-13	13-14	14-15	14-15 GOAL	VS. GOAL	VS. ACTUAL	15-16 GOAL
TOTAL	178	174	144	178	(34)	(30)	148
NEW	65	76	60	78	(18)	(16)	62
RETAINED	113	98	84	100	(16)	(14)	86
LOST	55	58	59				

BOYS_8 & UNDER				GIRLS_8 & UNDER			
	12-13	13-14	14-15		12-13	13-14	14-15
TOTAL	143	132	114	TOTAL	35	42	30
NEW	49	51	43	NEW	16	25	17
RETAINED	94	81	71	RETAINED	19	17	13
LOST	44	45	41	LOST	11	13	18
RATIO BOYS TO GIRLS			79.2%				20.8%

MAH6122 FRANKLIN COUNTY HOCKEY ASSOCIATION

BOYS & GIRLS_8 & UNDER				2 AND 2 CHALLENGE			
	12-13	13-14	14-15	14-15 GOAL	VS. GOAL	VS. ACTUAL	15-16 GOAL
TOTAL	56	50	29	54	(25)	(21)	33
NEW	26	21	12	23	(11)	(9)	14
RETAINED	30	29	17	31	(14)	(12)	19
LOST	78	23	21				

BOYS_8 & UNDER				GIRLS_8 & UNDER			
	12-13	13-14	14-15		12-13	13-14	14-15
TOTAL	38	40	24	TOTAL	18	10	5
NEW	15	15	8	NEW	11	6	4
RETAINED	23	25	16	RETAINED	7	4	1
LOST	43	9	12	LOST	35	14	9
RATIO BOYS TO GIRLS			82.8%				17.2%



MAH3060 FRANKLIN YOUTH HOCKEY

BOYS & GIRLS_8 & UNDER				2 AND 2 CHALLENGE			
	12-13	13-14	14-15	14-15 GOAL	VS. GOAL	VS. ACTUAL	15-16 GOAL
TOTAL	124	71	156	75	81	85	160
NEW	45	17	116	19	97	99	118
RETAINED	79	54	40	56	(16)	(14)	42
LOST	56	45	5				

BOYS_8 & UNDER				GIRLS_8 & UNDER			
	12-13	13-14	14-15		12-13	13-14	14-15
TOTAL	103	61	127	TOTAL	21	10	29
NEW	35	14	93	NEW	10	3	23
RETAINED	68	47	34	RETAINED	11	7	6
LOST	42	35	5	LOST	14	10	0
RATIO BOYS TO GIRLS			81.4%				18.6%

MAH5285 GATEWAY YOUTH HOCKEY

BOYS & GIRLS_8 & UNDER				2 AND 2 CHALLENGE			
	12-13	13-14	14-15	14-15 GOAL	VS. GOAL	VS. ACTUAL	15-16 GOAL
TOTAL	0	12	13	16	(3)	1	17
NEW	0	5	8	7	1	3	10
RETAINED	0	7	5	9	(4)	(2)	7
LOST	0	6	0				

BOYS_8 & UNDER				GIRLS_8 & UNDER			
	12-13	13-14	14-15		12-13	13-14	14-15
TOTAL	0	12	12	TOTAL	0	0	1
NEW	0	5	7	NEW	0	0	1
RETAINED	0	7	5	RETAINED	0	0	0
LOST	0	6	0	LOST	0	0	0
RATIO BOYS TO GIRLS			92.3%				7.7%

MAH4056 GLOBAL HOCKEY

BOYS & GIRLS_8 & UNDER				2 AND 2 CHALLENGE			
	12-13	13-14	14-15	14-15 GOAL	VS. GOAL	VS. ACTUAL	15-16 GOAL
TOTAL	0	0	33	4	29	33	37
NEW	0	0	33	2	31	33	35
RETAINED	0	0	0	2	(2)	0	2
LOST	0	0	0				

BOYS_8 & UNDER				GIRLS_8 & UNDER			
	12-13	13-14	14-15		12-13	13-14	14-15
TOTAL	0	0	33	TOTAL	0	0	0
NEW	0	0	33	NEW	0	0	0
RETAINED	0	0	0	RETAINED	0	0	0
LOST	0	0	0	LOST	0	0	0
RATIO BOYS TO GIRLS			100.0%				0.0%



MAH0157 GREATER BOSTON VIPERS

BOYS & GIRLS_8 & UNDER				2 AND 2 CHALLENGE			
	12-13	13-14	14-15	14-15 GOAL	VS. GOAL	VS. ACTUAL	15-16 GOAL
TOTAL	34	27	24	31	(7)	(3)	28
NEW	34	18	19	20	(1)	1	21
RETAINED	0	9	5	11	(6)	(4)	7
LOST	0	11	8				

BOYS_8 & UNDER				GIRLS_8 & UNDER			
	12-13	13-14	14-15		12-13	13-14	14-15
TOTAL	32	25	23	TOTAL	2	2	1
NEW	32	17	19	NEW	2	1	0
RETAINED	0	8	4	RETAINED	0	1	1
LOST	0	10	8	LOST	0	1	0
RATIO BOYS TO GIRLS			95.8%				4.2%

MAH2109 GREATER HAVERHILL-PENTUCKET YOUTH HKY

BOYS & GIRLS_8 & UNDER				2 AND 2 CHALLENGE			
	12-13	13-14	14-15	14-15 GOAL	VS. GOAL	VS. ACTUAL	15-16 GOAL
TOTAL	45	28	39	32	7	11	43
NEW	24	18	26	20	6	8	28
RETAINED	21	10	13	12	1	3	15
LOST	3	7	1				

BOYS_8 & UNDER				GIRLS_8 & UNDER			
	12-13	13-14	14-15		12-13	13-14	14-15
TOTAL	38	28	36	TOTAL	7	0	3
NEW	21	18	23	NEW	3	0	3
RETAINED	17	10	13	RETAINED	4	0	0
LOST	3	5	1	LOST	0	2	0
RATIO BOYS TO GIRLS			92.3%				7.7%

MAH0198 GREATER LOWELL YOUTH SKATING ASSN

BOYS & GIRLS_8 & UNDER				2 AND 2 CHALLENGE			
	12-13	13-14	14-15	14-15 GOAL	VS. GOAL	VS. ACTUAL	15-16 GOAL
TOTAL	23	36	28	40	(12)	(8)	32
NEW	22	22	11	24	(13)	(11)	13
RETAINED	1	14	17	16	1	3	19
LOST	5	1	5				

BOYS_8 & UNDER				GIRLS_8 & UNDER			
	12-13	13-14	14-15		12-13	13-14	14-15
TOTAL	21	34	27	TOTAL	2	2	1
NEW	20	21	10	NEW	2	1	1
RETAINED	1	13	17	RETAINED	0	1	0
LOST	5	1	5	LOST	0	0	0
RATIO BOYS TO GIRLS			96.4%				3.6%



MAH8073 GROTON JUNIOR HOCKEY ASSOCIATION

BOYS & GIRLS_8 & UNDER				2 AND 2 CHALLENGE			
	12-13	13-14	14-15	14-15 GOAL	VS. GOAL	VS. ACTUAL	15-16 GOAL
TOTAL	99	133	150	137	13	17	154
NEW	46	84	68	86	(18)	(16)	70
RETAINED	53	49	82	51	31	33	84
LOST	24	24	33				

BOYS_8 & UNDER				GIRLS_8 & UNDER			
	12-13	13-14	14-15		12-13	13-14	14-15
TOTAL	79	108	119	TOTAL	20	25	31
NEW	35	70	53	NEW	11	14	15
RETAINED	44	38	66	RETAINED	9	11	16
LOST	20	17	28	LOST	4	7	5
RATIO BOYS TO GIRLS			79.3%				20.7%

MAH4182 HANOVER YOUTH HOCKEY

BOYS & GIRLS_8 & UNDER				2 AND 2 CHALLENGE			
	12-13	13-14	14-15	14-15 GOAL	VS. GOAL	VS. ACTUAL	15-16 GOAL
TOTAL	80	102	78	106	(28)	(24)	82
NEW	18	57	26	59	(33)	(31)	28
RETAINED	62	45	52	47	5	7	54
LOST	12	11	14				

BOYS_8 & UNDER				GIRLS_8 & UNDER			
	12-13	13-14	14-15		12-13	13-14	14-15
TOTAL	70	80	62	TOTAL	10	22	16
NEW	15	42	22	NEW	3	15	4
RETAINED	55	38	40	RETAINED	7	7	12
LOST	10	10	13	LOST	2	1	1
RATIO BOYS TO GIRLS			79.5%				20.5%

MAH5010 HETLAND YOUTH HOCKEY

BOYS & GIRLS_8 & UNDER				2 AND 2 CHALLENGE			
	12-13	13-14	14-15	14-15 GOAL	VS. GOAL	VS. ACTUAL	15-16 GOAL
TOTAL	86	59	54	63	(9)	(5)	58
NEW	43	22	17	24	(7)	(5)	19
RETAINED	43	37	37	39	(2)	0	39
LOST	20	31	14				

BOYS_8 & UNDER				GIRLS_8 & UNDER			
	12-13	13-14	14-15		12-13	13-14	14-15
TOTAL	78	51	45	TOTAL	8	8	9
NEW	37	16	13	NEW	6	6	4
RETAINED	41	35	32	RETAINED	2	2	5
LOST	15	26	12	LOST	5	5	2
RATIO BOYS TO GIRLS			83.3%				16.7%



MAH4093 HINGHAM YOUTH HOCKEY

BOYS & GIRLS_8 & UNDER				2 AND 2 CHALLENGE			
	12-13	13-14	14-15	14-15 GOAL	VS. GOAL	VS. ACTUAL	15-16 GOAL
TOTAL	131	136	54	140	(86)	(82)	58
NEW	56	75	21	77	(56)	(54)	23
RETAINED	75	61	33	63	(30)	(28)	35
LOST	26	30	63				

BOYS_8 & UNDER				GIRLS_8 & UNDER			
	12-13	13-14	14-15		12-13	13-14	14-15
TOTAL	101	111	44	TOTAL	30	25	10
NEW	49	61	14	NEW	7	14	7
RETAINED	52	50	30	RETAINED	23	11	3
LOST	21	27	53	LOST	5	3	10
RATIO BOYS TO GIRLS			81.5%				18.5%

MAH6141 HOLY NAME HOCKEY ASSOCIATION

BOYS & GIRLS_8 & UNDER				2 AND 2 CHALLENGE			
	12-13	13-14	14-15	14-15 GOAL	VS. GOAL	VS. ACTUAL	15-16 GOAL
TOTAL	185	174	141	178	(37)	(33)	145
NEW	89	70	55	72	(17)	(15)	57
RETAINED	96	104	86	106	(20)	(18)	88
LOST	90	55	67				

BOYS_8 & UNDER				GIRLS_8 & UNDER			
	12-13	13-14	14-15		12-13	13-14	14-15
TOTAL	149	143	119	TOTAL	36	31	22
NEW	66	54	47	NEW	23	16	8
RETAINED	83	89	72	RETAINED	13	15	14
LOST	65	34	53	LOST	25	21	14
RATIO BOYS TO GIRLS			84.4%				15.6%

MAH1003 HYDE PARK YOUTH HOCKEY

BOYS & GIRLS_8 & UNDER				2 AND 2 CHALLENGE			
	12-13	13-14	14-15	14-15 GOAL	VS. GOAL	VS. ACTUAL	15-16 GOAL
TOTAL	54	74	25	78	(53)	(49)	29
NEW	8	41	9	43	(34)	(32)	11
RETAINED	46	33	16	35	(19)	(17)	18
LOST	40	8	32				

BOYS_8 & UNDER				GIRLS_8 & UNDER			
	12-13	13-14	14-15		12-13	13-14	14-15
TOTAL	43	60	24	TOTAL	11	14	1
NEW	6	34	8	NEW	2	7	1
RETAINED	37	26	16	RETAINED	9	7	0
LOST	29	6	24	LOST	11	2	8
RATIO BOYS TO GIRLS			96.0%				4.0%





MAH0275 JR WARRIORS

BOYS & GIRLS_8 & UNDER				2 AND 2 CHALLENGE			
	12-13	13-14	14-15	14-15 GOAL	VS. GOAL	VS. ACTUAL	15-16 GOAL
TOTAL	52	50	50	54	(4)	0	54
NEW	37	34	35	36	(1)	1	37
RETAINED	15	16	15	18	(3)	(1)	17
LOST	4	2	14				

BOYS_8 & UNDER				GIRLS_8 & UNDER			
	12-13	13-14	14-15		12-13	13-14	14-15
TOTAL	47	47	48	TOTAL	5	3	2
NEW	32	33	34	NEW	5	1	1
RETAINED	15	14	14	RETAINED	0	2	1
LOST	4	2	14	LOST	0	0	0
RATIO BOYS TO GIRLS			96.0%				4.0%

MAH3218 KING PHILIP/WALPOLE YOUTH HOCKEY

BOYS & GIRLS_8 & UNDER				2 AND 2 CHALLENGE			
	12-13	13-14	14-15	14-15 GOAL	VS. GOAL	VS. ACTUAL	15-16 GOAL
TOTAL	32	96	46	100	(54)	(50)	50
NEW	4	85	5	87	(82)	(80)	7
RETAINED	28	11	41	13	28	30	43
LOST	18	7	17				

BOYS_8 & UNDER				GIRLS_8 & UNDER			
	12-13	13-14	14-15		12-13	13-14	14-15
TOTAL	32	81	40	TOTAL	0	15	6
NEW	4	70	5	NEW	0	15	0
RETAINED	28	11	35	RETAINED	0	0	6
LOST	14	7	17	LOST	4	0	0
RATIO BOYS TO GIRLS			87.0%				13.0%

MAH7020 LAKERS YOUTH HOCKEY

BOYS & GIRLS_8 & UNDER				2 AND 2 CHALLENGE			
	12-13	13-14	14-15	14-15 GOAL	VS. GOAL	VS. ACTUAL	15-16 GOAL
TOTAL	66	68	83	72	11	15	87
NEW	50	43	62	45	17	19	64
RETAINED	16	25	21	27	(6)	(4)	23
LOST	3	15	17				

BOYS_8 & UNDER				GIRLS_8 & UNDER			
	12-13	13-14	14-15		12-13	13-14	14-15
TOTAL	61	60	80	TOTAL	5	8	3
NEW	48	37	60	NEW	2	6	2
RETAINED	13	23	20	RETAINED	3	2	1
LOST	3	14	15	LOST	0	1	2
RATIO BOYS TO GIRLS			96.4%				3.6%



MAH9104 LEXINGTON-BEDFORD YOUTH HOCKEY

BOYS & GIRLS_8 & UNDER				2 AND 2 CHALLENGE			
	12-13	13-14	14-15	14-15 GOAL	VS. GOAL	VS. ACTUAL	15-16 GOAL
TOTAL	107	110	125	114	11	15	129
NEW	53	54	62	56	6	8	64
RETAINED	54	56	63	58	5	7	65
LOST	5	12	15				

BOYS_8 & UNDER				GIRLS_8 & UNDER			
	12-13	13-14	14-15		12-13	13-14	14-15
TOTAL	80	86	98	TOTAL	27	24	27
NEW	40	45	49	NEW	13	9	13
RETAINED	40	41	49	RETAINED	14	15	14
LOST	4	10	14	LOST	1	2	1
RATIO BOYS TO GIRLS			78.4%				21.6%

MAH0240 LOVELL HOCKEY

BOYS & GIRLS_8 & UNDER				2 AND 2 CHALLENGE			
	12-13	13-14	14-15	14-15 GOAL	VS. GOAL	VS. ACTUAL	15-16 GOAL
TOTAL	18	10	7	14	(7)	(3)	11
NEW	12	9	7	11	(4)	(2)	9
RETAINED	6	1	0	3	(3)	(1)	2
LOST	7	0	4				

BOYS_8 & UNDER				GIRLS_8 & UNDER			
	12-13	13-14	14-15		12-13	13-14	14-15
TOTAL	15	9	7	TOTAL	3	1	0
NEW	9	8	7	NEW	3	1	0
RETAINED	6	1	0	RETAINED	0	0	0
LOST	6	0	3	LOST	1	0	1
RATIO BOYS TO GIRLS			100.0%				0.0%

MAH5068 LOWER CAPE COYOTES

BOYS & GIRLS_8 & UNDER				2 AND 2 CHALLENGE			
	12-13	13-14	14-15	14-15 GOAL	VS. GOAL	VS. ACTUAL	15-16 GOAL
TOTAL	36	34	35	38	(3)	1	39
NEW	24	21	19	23	(4)	(2)	21
RETAINED	12	13	16	15	1	3	18
LOST	1	6	2				

BOYS_8 & UNDER				GIRLS_8 & UNDER			
	12-13	13-14	14-15		12-13	13-14	14-15
TOTAL	32	33	31	TOTAL	4	1	4
NEW	20	21	15	NEW	4	0	4
RETAINED	12	12	16	RETAINED	0	1	0
LOST	1	5	2	LOST	0	1	0
RATIO BOYS TO GIRLS			88.6%				11.4%



MAH6102 LUDLOW HOCKEY ASSOCIATION

BOYS & GIRLS_8 & UNDER				2 AND 2 CHALLENGE			
	12-13	13-14	14-15	14-15 GOAL	VS. GOAL	VS. ACTUAL	15-16 GOAL
TOTAL	39	90	71	94	(23)	(19)	75
NEW	12	57	26	59	(33)	(31)	28
RETAINED	27	33	45	35	10	12	47
LOST	24	2	20				

BOYS_8 & UNDER				GIRLS_8 & UNDER			
	12-13	13-14	14-15		12-13	13-14	14-15
TOTAL	37	78	63	TOTAL	2	12	8
NEW	11	48	25	NEW	1	9	1
RETAINED	26	30	38	RETAINED	1	3	7
LOST	19	2	15	LOST	5	0	5
RATIO BOYS TO GIRLS			88.7%				11.3%

MAH2087 MARBLEHEAD YOUTH HOCKEY

BOYS & GIRLS_8 & UNDER				2 AND 2 CHALLENGE			
	12-13	13-14	14-15	14-15 GOAL	VS. GOAL	VS. ACTUAL	15-16 GOAL
TOTAL	64	68	75	72	3	7	79
NEW	27	33	34	35	(1)	1	36
RETAINED	43	35	41	37	4	6	43
LOST	3	8	7				

BOYS_8 & UNDER				GIRLS_8 & UNDER			
	12-13	13-14	14-15		12-13	13-14	14-15
TOTAL	55	59	64	TOTAL	9	9	11
NEW	24	27	26	NEW	3	6	8
RETAINED	37	32	38	RETAINED	6	3	3
LOST	3	8	6	LOST	0	0	1
RATIO BOYS TO GIRLS			85.3%				14.7%

MAH5008 MARTHAS VINEYARD YOUTH HOCKEY

BOYS & GIRLS_8 & UNDER				2 AND 2 CHALLENGE			
	12-13	13-14	14-15	14-15 GOAL	VS. GOAL	VS. ACTUAL	15-16 GOAL
TOTAL	87	81	67	85	(18)	(14)	71
NEW	35	31	24	33	(9)	(7)	26
RETAINED	52	50	43	52	(9)	(7)	45
LOST	17	17	10				

BOYS_8 & UNDER				GIRLS_8 & UNDER			
	12-13	13-14	14-15		12-13	13-14	14-15
TOTAL	68	56	48	TOTAL	19	25	19
NEW	23	20	16	NEW	12	11	8
RETAINED	45	36	32	RETAINED	7	14	11
LOST	11	11	6	LOST	6	6	4
RATIO BOYS TO GIRLS			71.6%				28.4%



MAH2089 MASCO YOUTH HOCKEY

BOYS & GIRLS_8 & UNDER				2 AND 2 CHALLENGE			
	12-13	13-14	14-15	14-15 GOAL	VS. GOAL	VS. ACTUAL	15-16 GOAL
TOTAL	86	65	73	69	4	8	77
NEW	31	25	28	27	1	3	30
RETAINED	55	40	45	42	3	5	47
LOST	49	28	8				

BOYS_8 & UNDER				GIRLS_8 & UNDER			
	12-13	13-14	14-15		12-13	13-14	14-15
TOTAL	73	59	64	TOTAL	13	6	9
NEW	27	23	24	NEW	4	2	4
RETAINED	46	36	40	RETAINED	9	4	5
LOST	41	24	8	LOST	8	4	0
RATIO BOYS TO GIRLS			87.7%				12.3%

MAH1742 MASSACHUSETTS SPITFIRES

BOYS & GIRLS_8 & UNDER				2 AND 2 CHALLENGE			
	12-13	13-14	14-15	14-15 GOAL	VS. GOAL	VS. ACTUAL	15-16 GOAL
TOTAL	0	0	26	4	22	26	30
NEW	0	0	25	2	23	25	27
RETAINED	0	0	1	2	(1)	1	3
LOST	0	0	0				

BOYS_8 & UNDER				GIRLS_8 & UNDER			
	12-13	13-14	14-15		12-13	13-14	14-15
TOTAL	0	0	0	TOTAL	0	0	26
NEW	0	0	0	NEW	0	0	25
RETAINED	0	0	0	RETAINED	0	0	1
LOST	0	0	0	LOST	0	0	0
RATIO BOYS TO GIRLS			0.0%				100.0%

MAH3054 MEDFIELD YOUTH HOCKEY

BOYS & GIRLS_8 & UNDER				2 AND 2 CHALLENGE			
	12-13	13-14	14-15	14-15 GOAL	VS. GOAL	VS. ACTUAL	15-16 GOAL
TOTAL	38	21	25	25	0	4	29
NEW	7	13	12	15	(3)	(1)	14
RETAINED	31	8	13	10	3	5	15
LOST	42	17	6				

BOYS_8 & UNDER				GIRLS_8 & UNDER			
	12-13	13-14	14-15		12-13	13-14	14-15
TOTAL	33	16	14	TOTAL	5	5	11
NEW	6	11	3	NEW	1	2	9
RETAINED	27	5	11	RETAINED	4	3	2
LOST	26	17	6	LOST	16	0	0
RATIO BOYS TO GIRLS			56.0%				44.0%



MAH0155 MEDFORD RECREATIONAL HOCKEY ASSOCIATION

BOYS & GIRLS_8 & UNDER				2 AND 2 CHALLENGE			
	12-13	13-14	14-15	14-15 GOAL	VS. GOAL	VS. ACTUAL	15-16 GOAL
TOTAL	137	107	93	111	(18)	(14)	97
NEW	71	58	45	60	(15)	(13)	47
RETAINED	66	49	48	51	(3)	(1)	50
LOST	31	47	43				

BOYS_8 & UNDER				GIRLS_8 & UNDER			
	12-13	13-14	14-15		12-13	13-14	14-15
TOTAL	114	87	76	TOTAL	23	20	17
NEW	61	47	36	NEW	10	11	9
RETAINED	53	40	40	RETAINED	13	9	8
LOST	25	36	34	LOST	6	11	9
RATIO BOYS TO GIRLS			81.7%				18.3%

MAH0143 MELROSE YOUTH HOCKEY

BOYS & GIRLS_8 & UNDER				2 AND 2 CHALLENGE			
	12-13	13-14	14-15	14-15 GOAL	VS. GOAL	VS. ACTUAL	15-16 GOAL
TOTAL	45	45	42	49	(7)	(3)	46
NEW	2	13	23	15	8	10	25
RETAINED	43	32	19	34	(15)	(13)	21
LOST	22	1	3				

BOYS_8 & UNDER				GIRLS_8 & UNDER			
	12-13	13-14	14-15		12-13	13-14	14-15
TOTAL	41	41	34	TOTAL	4	4	8
NEW	2	12	17	NEW	0	1	6
RETAINED	39	29	17	RETAINED	4	3	2
LOST	19	1	3	LOST	3	0	0
RATIO BOYS TO GIRLS			81.0%				19.0%

MAH2091 METHUEN YOUTH HOCKEY

BOYS & GIRLS_8 & UNDER				2 AND 2 CHALLENGE			
	12-13	13-14	14-15	14-15 GOAL	VS. GOAL	VS. ACTUAL	15-16 GOAL
TOTAL	22	142	53	146	(93)	(89)	57
NEW	8	129	11	131	(120)	(118)	13
RETAINED	14	13	42	15	27	29	44
LOST	10	2	75				

BOYS_8 & UNDER				GIRLS_8 & UNDER			
	12-13	13-14	14-15		12-13	13-14	14-15
TOTAL	21	115	48	TOTAL	1	27	5
NEW	8	103	8	NEW	0	26	3
RETAINED	13	12	40	RETAINED	1	1	2
LOST	9	2	57	LOST	1	0	18
RATIO BOYS TO GIRLS			90.6%				9.4%



MAH0174 MIDDLESEX ISLANDERS

BOYS & GIRLS_8 & UNDER				2 AND 2 CHALLENGE			
	12-13	13-14	14-15	14-15 GOAL	VS. GOAL	VS. ACTUAL	15-16 GOAL
TOTAL	0	0	48	4	44	48	52
NEW	0	0	46	2	44	46	48
RETAINED	0	0	2	2	0	2	4
LOST	0	0	0				

BOYS_8 & UNDER				GIRLS_8 & UNDER			
	12-13	13-14	14-15		12-13	13-14	14-15
TOTAL	0	0	46	TOTAL	0	0	2
NEW	0	0	44	NEW	0	0	2
RETAINED	0	0	2	RETAINED	0	0	0
LOST	0	0	0	LOST	0	0	0
RATIO BOYS TO GIRLS			95.8%				4.2%

MAH1761 MIDDLESEX ISLANDERS WOMEN

BOYS & GIRLS_8 & UNDER				2 AND 2 CHALLENGE			
	12-13	13-14	14-15	14-15 GOAL	VS. GOAL	VS. ACTUAL	15-16 GOAL
TOTAL	0	12	20	16	4	8	24
NEW	0	12	12	14	(2)	0	14
RETAINED	0	0	8	2	6	8	10
LOST	0	0	0				

BOYS_8 & UNDER				GIRLS_8 & UNDER			
	12-13	13-14	14-15		12-13	13-14	14-15
TOTAL	0	0	0	TOTAL	0	12	20
NEW	0	0	0	NEW	0	12	12
RETAINED	0	0	0	RETAINED	0	0	8
LOST	0	0	0	LOST	0	0	0
RATIO BOYS TO GIRLS			0.0%				100.0%

MAH3059 MILTON YOUTH HOCKEY ASSOCIATION

BOYS & GIRLS_8 & UNDER				2 AND 2 CHALLENGE			
	12-13	13-14	14-15	14-15 GOAL	VS. GOAL	VS. ACTUAL	15-16 GOAL
TOTAL	303	303	354	307	47	51	358
NEW	139	152	177	154	23	25	179
RETAINED	164	151	177	153	24	26	179
LOST	125	102	95				

BOYS_8 & UNDER				GIRLS_8 & UNDER			
	12-13	13-14	14-15		12-13	13-14	14-15
TOTAL	194	200	239	TOTAL	109	103	115
NEW	81	91	110	NEW	58	61	67
RETAINED	113	109	129	RETAINED	51	42	48
LOST	65	52	48	LOST	60	50	47
RATIO BOYS TO GIRLS			67.5%				32.5%



MAH3123 MOHAWK YOUTH HOCKEY ASSOCIATION

BOYS & GIRLS_8 & UNDER				2 AND 2 CHALLENGE			
	12-13	13-14	14-15	14-15 GOAL	VS. GOAL	VS. ACTUAL	15-16 GOAL
TOTAL	43	64	44	68	(24)	(20)	48
NEW	16	48	26	50	(24)	(22)	28
RETAINED	27	16	18	18	0	2	20
LOST	27	18	33				

BOYS_8 & UNDER				GIRLS_8 & UNDER			
	12-13	13-14	14-15		12-13	13-14	14-15
TOTAL	34	55	35	TOTAL	9	9	9
NEW	11	41	21	NEW	5	7	5
RETAINED	23	14	14	RETAINED	4	2	4
LOST	22	14	29	LOST	5	4	4
RATIO BOYS TO GIRLS			79.5%				20.5%

MAH5009 NANTUCKET YOUTH HOCKEY

BOYS & GIRLS_8 & UNDER				2 AND 2 CHALLENGE			
	12-13	13-14	14-15	14-15 GOAL	VS. GOAL	VS. ACTUAL	15-16 GOAL
TOTAL	31	29	26	33	(7)	(3)	30
NEW	9	12	9	14	(5)	(3)	11
RETAINED	22	17	17	19	(2)	0	19
LOST	4	6	1				

BOYS_8 & UNDER				GIRLS_8 & UNDER			
	12-13	13-14	14-15		12-13	13-14	14-15
TOTAL	26	25	25	TOTAL	5	4	1
NEW	7	11	8	NEW	2	1	1
RETAINED	19	14	17	RETAINED	3	3	0
LOST	3	5	1	LOST	1	1	0
RATIO BOYS TO GIRLS			96.2%				3.8%

MAH8024 NASHOBA YOUTH HOCKEY ASSOCIATION

BOYS & GIRLS_8 & UNDER				2 AND 2 CHALLENGE			
	12-13	13-14	14-15	14-15 GOAL	VS. GOAL	VS. ACTUAL	15-16 GOAL
TOTAL	99	81	72	85	(13)	(9)	76
NEW	48	52	46	54	(8)	(6)	48
RETAINED	51	29	26	31	(5)	(3)	28
LOST	47	43	37				

BOYS_8 & UNDER				GIRLS_8 & UNDER			
	12-13	13-14	14-15		12-13	13-14	14-15
TOTAL	77	64	64	TOTAL	22	17	8
NEW	36	41	39	NEW	12	11	7
RETAINED	41	23	25	RETAINED	10	6	1
LOST	36	30	27	LOST	11	13	10
RATIO BOYS TO GIRLS			88.9%				11.1%



MAH8025 NATICK COMETS HOCKEY CLUB INC

BOYS & GIRLS_8 & UNDER				2 AND 2 CHALLENGE			
	12-13	13-14	14-15	14-15 GOAL	VS. GOAL	VS. ACTUAL	15-16 GOAL
TOTAL	175	231	240	235	5	9	244
NEW	63	128	111	130	(19)	(17)	113
RETAINED	112	103	129	105	24	26	131
LOST	50	27	62				

BOYS_8 & UNDER				GIRLS_8 & UNDER			
	12-13	13-14	14-15		12-13	13-14	14-15
TOTAL	148	187	195	TOTAL	27	44	45
NEW	48	99	86	NEW	15	29	25
RETAINED	100	88	109	RETAINED	12	15	20
LOST	38	22	47	LOST	12	5	15
RATIO BOYS TO GIRLS			81.3%				18.8%

MAH3125 NEEDHAM YOUTH HOCKEY

BOYS & GIRLS_8 & UNDER				2 AND 2 CHALLENGE			
	12-13	13-14	14-15	14-15 GOAL	VS. GOAL	VS. ACTUAL	15-16 GOAL
TOTAL	202	193	191	197	(6)	(2)	195
NEW	86	69	77	71	6	8	79
RETAINED	116	124	114	126	(12)	(10)	116
LOST	24	29	35				

BOYS_8 & UNDER				GIRLS_8 & UNDER			
	12-13	13-14	14-15		12-13	13-14	14-15
TOTAL	169	158	155	TOTAL	33	35	36
NEW	70	55	59	NEW	16	14	18
RETAINED	99	103	96	RETAINED	17	21	18
LOST	21	25	24	LOST	3	4	11
RATIO BOYS TO GIRLS			81.2%				18.8%

MAH2085 NEWBURYPORT YOUTH HOCKEY

BOYS & GIRLS_8 & UNDER				2 AND 2 CHALLENGE			
	12-13	13-14	14-15	14-15 GOAL	VS. GOAL	VS. ACTUAL	15-16 GOAL
TOTAL	55	49	45	53	(8)	(4)	49
NEW	11	11	18	13	5	7	20
RETAINED	44	38	27	40	(13)	(11)	29
LOST	79	8	11				

BOYS_8 & UNDER				GIRLS_8 & UNDER			
	12-13	13-14	14-15		12-13	13-14	14-15
TOTAL	47	43	39	TOTAL	8	6	6
NEW	8	11	16	NEW	3	0	2
RETAINED	39	32	23	RETAINED	5	6	4
LOST	46	4	11	LOST	33	4	0
RATIO BOYS TO GIRLS			86.7%				13.3%





MAH0190 NEW ENGLAND BULLDOGS

BOYS & GIRLS_8 & UNDER				2 AND 2 CHALLENGE			
	12-13	13-14	14-15	14-15 GOAL	VS. GOAL	VS. ACTUAL	15-16 GOAL
TOTAL	37	6	15	10	5	9	19
NEW	28	4	9	6	3	5	11
RETAINED	9	2	6	4	2	4	8
LOST	3	22	3				

BOYS_8 & UNDER				GIRLS_8 & UNDER			
	12-13	13-14	14-15		12-13	13-14	14-15
TOTAL	32	6	15	TOTAL	5	0	0
NEW	26	4	9	NEW	2	0	0
RETAINED	6	2	6	RETAINED	3	0	0
LOST	3	21	3	LOST	0	1	0
RATIO BOYS TO GIRLS			100.0%				0.0%

MAH0173 NEW ENGLAND JR FALCONS

BOYS & GIRLS_8 & UNDER				2 AND 2 CHALLENGE			
	12-13	13-14	14-15	14-15 GOAL	VS. GOAL	VS. ACTUAL	15-16 GOAL
TOTAL	0	0	51	4	47	51	55
NEW	0	0	51	2	49	51	53
RETAINED	0	0	0	2	(2)	0	2
LOST	0	0	0				

BOYS_8 & UNDER				GIRLS_8 & UNDER			
	12-13	13-14	14-15		12-13	13-14	14-15
TOTAL	0	0	40	TOTAL	0	0	11
NEW	0	0	40	NEW	0	0	11
RETAINED	0	0	0	RETAINED	0	0	0
LOST	0	0	0	LOST	0	0	0
RATIO BOYS TO GIRLS			78.4%				21.6%

MAH9070 NEWTON YOUTH HOCKEY

BOYS & GIRLS_8 & UNDER				2 AND 2 CHALLENGE			
	12-13	13-14	14-15	14-15 GOAL	VS. GOAL	VS. ACTUAL	15-16 GOAL
TOTAL	145	47	90	51	39	43	94
NEW	82	6	58	8	50	52	60
RETAINED	63	41	32	43	(11)	(9)	34
LOST	22	69	15				

BOYS_8 & UNDER				GIRLS_8 & UNDER			
	12-13	13-14	14-15		12-13	13-14	14-15
TOTAL	119	40	75	TOTAL	26	7	15
NEW	67	5	48	NEW	15	1	10
RETAINED	52	35	27	RETAINED	11	6	5
LOST	19	52	14	LOST	3	17	1
RATIO BOYS TO GIRLS			83.3%				16.7%



MAH6051 NONOTUCK VALLEY HOCKEY ASSOCIATION

BOYS & GIRLS_8 & UNDER				2 AND 2 CHALLENGE			
	12-13	13-14	14-15	14-15 GOAL	VS. GOAL	VS. ACTUAL	15-16 GOAL
TOTAL	61	50	86	54	32	36	90
NEW	38	28	54	30	24	26	56
RETAINED	23	22	32	24	8	10	34
LOST	6	26	12				

BOYS_8 & UNDER				GIRLS_8 & UNDER			
	12-13	13-14	14-15		12-13	13-14	14-15
TOTAL	44	44	71	TOTAL	17	6	15
NEW	28	25	43	NEW	10	3	11
RETAINED	16	19	28	RETAINED	7	3	4
LOST	4	15	9	LOST	2	11	3
RATIO BOYS TO GIRLS			82.6%				17.4%

MAH2138 NORTH ANDOVER YOUTH HOCKEY

BOYS & GIRLS_8 & UNDER				2 AND 2 CHALLENGE			
	12-13	13-14	14-15	14-15 GOAL	VS. GOAL	VS. ACTUAL	15-16 GOAL
TOTAL	124	12	84	16	68	72	88
NEW	74	7	66	9	57	59	68
RETAINED	50	5	18	7	11	13	20
LOST	37	95	2				

BOYS_8 & UNDER				GIRLS_8 & UNDER			
	12-13	13-14	14-15		12-13	13-14	14-15
TOTAL	84	8	50	TOTAL	40	4	34
NEW	49	5	38	NEW	25	2	28
RETAINED	35	3	12	RETAINED	15	2	6
LOST	27	62	2	LOST	10	33	0
RATIO BOYS TO GIRLS			59.5%				40.5%

MAH5239 NORTH ATTLEBOROUGH HOCKEY ASSOCIATION

BOYS & GIRLS_8 & UNDER				2 AND 2 CHALLENGE			
	12-13	13-14	14-15	14-15 GOAL	VS. GOAL	VS. ACTUAL	15-16 GOAL
TOTAL	50	61	63	65	(2)	2	67
NEW	24	38	44	40	4	6	46
RETAINED	26	23	19	25	(6)	(4)	21
LOST	6	6	14				

BOYS_8 & UNDER				GIRLS_8 & UNDER			
	12-13	13-14	14-15		12-13	13-14	14-15
TOTAL	48	57	60	TOTAL	2	4	3
NEW	23	35	41	NEW	1	3	3
RETAINED	25	22	19	RETAINED	1	1	0
LOST	6	6	11	LOST	0	0	3
RATIO BOYS TO GIRLS			95.2%				4.8%



MAH7024 NORTH CENTRAL MA YOUTH HOCKEY

BOYS & GIRLS_8 & UNDER				2 AND 2 CHALLENGE			
	12-13	13-14	14-15	14-15 GOAL	VS. GOAL	VS. ACTUAL	15-16 GOAL
TOTAL	19	27	43	31	12	16	47
NEW	8	18	27	20	7	9	29
RETAINED	11	9	16	11	5	7	18
LOST	4	5	5				

BOYS_8 & UNDER				GIRLS_8 & UNDER			
	12-13	13-14	14-15		12-13	13-14	14-15
TOTAL	16	24	40	TOTAL	3	3	3
NEW	7	15	26	NEW	1	3	1
RETAINED	9	9	14	RETAINED	2	0	2
LOST	4	3	5	LOST	0	2	0
RATIO BOYS TO GIRLS			93.0%				7.0%

MAH0125 NORTHEAST ELITE HOCKEY

BOYS & GIRLS_8 & UNDER				2 AND 2 CHALLENGE			
	12-13	13-14	14-15	14-15 GOAL	VS. GOAL	VS. ACTUAL	15-16 GOAL
TOTAL	9	45	42	49	(7)	(3)	46
NEW	3	42	30	44	(14)	(12)	32
RETAINED	6	3	12	5	7	9	14
LOST	13	1	4				

BOYS_8 & UNDER				GIRLS_8 & UNDER			
	12-13	13-14	14-15		12-13	13-14	14-15
TOTAL	0	26	24	TOTAL	9	19	18
NEW	0	26	21	NEW	3	16	9
RETAINED	0	0	3	RETAINED	6	3	9
LOST	10	0	2	LOST	3	1	2
RATIO BOYS TO GIRLS			57.1%				42.9%

MAH0147 NORTH READING SKATING ASSOCIATION

BOYS & GIRLS_8 & UNDER				2 AND 2 CHALLENGE			
	12-13	13-14	14-15	14-15 GOAL	VS. GOAL	VS. ACTUAL	15-16 GOAL
TOTAL	28	20	25	24	1	5	29
NEW	14	13	11	15	(4)	(2)	13
RETAINED	14	7	14	9	5	7	16
LOST	4	8	0				

BOYS_8 & UNDER				GIRLS_8 & UNDER			
	12-13	13-14	14-15		12-13	13-14	14-15
TOTAL	24	16	18	TOTAL	4	4	7
NEW	11	11	7	NEW	3	2	4
RETAINED	13	5	11	RETAINED	1	2	3
LOST	4	8	0	LOST	0	0	0
RATIO BOYS TO GIRLS			72.0%				28.0%



MAH0251 NORTH SHORE COMETS

BOYS & GIRLS_8 & UNDER				2 AND 2 CHALLENGE			
	12-13	13-14	14-15	14-15 GOAL	VS. GOAL	VS. ACTUAL	15-16 GOAL
TOTAL	13	15	27	19	8	12	31
NEW	8	10	20	12	8	10	22
RETAINED	5	5	7	7	0	2	9
LOST	1	1	0				

BOYS_8 & UNDER				GIRLS_8 & UNDER			
	12-13	13-14	14-15		12-13	13-14	14-15
TOTAL	12	14	26	TOTAL	1	1	1
NEW	8	10	19	NEW	0	0	1
RETAINED	4	4	7	RETAINED	1	1	0
LOST	0	1	0	LOST	1	0	0
RATIO BOYS TO GIRLS			96.3%				3.7%

MAH0282 NORTH SHORE ICE HAWKS

BOYS & GIRLS_8 & UNDER				2 AND 2 CHALLENGE			
	12-13	13-14	14-15	14-15 GOAL	VS. GOAL	VS. ACTUAL	15-16 GOAL
TOTAL	36	43	24	47	(23)	(19)	28
NEW	19	22	6	24	(18)	(16)	8
RETAINED	17	21	18	23	(5)	(3)	20
LOST	6	4	9				

BOYS_8 & UNDER				GIRLS_8 & UNDER			
	12-13	13-14	14-15		12-13	13-14	14-15
TOTAL	27	37	20	TOTAL	9	6	4
NEW	12	20	6	NEW	7	2	0
RETAINED	15	17	14	RETAINED	2	4	4
LOST	2	4	8	LOST	4	0	1
RATIO BOYS TO GIRLS			83.3%				16.7%

MAH0304 NORTH SHORE SHAMROCKS

BOYS & GIRLS_8 & UNDER				2 AND 2 CHALLENGE			
	12-13	13-14	14-15	14-15 GOAL	VS. GOAL	VS. ACTUAL	15-16 GOAL
TOTAL	0	0	11	4	7	11	15
NEW	0	0	11	2	9	11	13
RETAINED	0	0	0	2	(2)	0	2
LOST	0	0	0				

BOYS_8 & UNDER				GIRLS_8 & UNDER			
	12-13	13-14	14-15		12-13	13-14	14-15
TOTAL	0	0	11	TOTAL	0	0	0
NEW	0	0	11	NEW	0	0	0
RETAINED	0	0	0	RETAINED	0	0	0
LOST	0	0	0	LOST	0	0	0
RATIO BOYS TO GIRLS			100.0%				0.0%



MAH3062 NORWOOD YOUTH HOCKEY ASSOCIATION

BOYS & GIRLS_8 & UNDER				2 AND 2 CHALLENGE			
	12-13	13-14	14-15	14-15 GOAL	VS. GOAL	VS. ACTUAL	15-16 GOAL
TOTAL	104	99	245	103	142	146	249
NEW	41	40	191	42	149	151	193
RETAINED	63	59	54	61	(7)	(5)	56
LOST	30	21	14				

BOYS_8 & UNDER				GIRLS_8 & UNDER			
	12-13	13-14	14-15		12-13	13-14	14-15
TOTAL	88	87	183	TOTAL	16	12	62
NEW	31	35	135	NEW	10	5	56
RETAINED	57	52	48	RETAINED	6	7	6
LOST	25	17	9	LOST	5	4	5
RATIO BOYS TO GIRLS			74.7%				25.3%

MAH1036 PARKWAY YOUTH HOCKEY INC

BOYS & GIRLS_8 & UNDER				2 AND 2 CHALLENGE			
	12-13	13-14	14-15	14-15 GOAL	VS. GOAL	VS. ACTUAL	15-16 GOAL
TOTAL	274	262	273	266	7	11	277
NEW	90	105	117	107	10	12	119
RETAINED	184	157	156	159	(3)	(1)	158
LOST	78	69	57				

BOYS_8 & UNDER				GIRLS_8 & UNDER			
	12-13	13-14	14-15		12-13	13-14	14-15
TOTAL	212	193	198	TOTAL	62	69	75
NEW	66	69	82	NEW	24	36	35
RETAINED	146	124	116	RETAINED	38	33	40
LOST	46	49	36	LOST	32	20	21
RATIO BOYS TO GIRLS			72.5%				27.5%

MAH0255 PATRIOT HOCKEY

BOYS & GIRLS_8 & UNDER				2 AND 2 CHALLENGE			
	12-13	13-14	14-15	14-15 GOAL	VS. GOAL	VS. ACTUAL	15-16 GOAL
TOTAL	0	40	39	44	(5)	(1)	43
NEW	0	40	21	42	(21)	(19)	23
RETAINED	0	0	18	2	16	18	20
LOST	0	0	5				

BOYS_8 & UNDER				GIRLS_8 & UNDER			
	12-13	13-14	14-15		12-13	13-14	14-15
TOTAL	0	39	39	TOTAL	0	1	0
NEW	0	39	21	NEW	0	1	0
RETAINED	0	0	18	RETAINED	0	0	0
LOST	0	0	5	LOST	0	0	0
RATIO BOYS TO GIRLS			100.0%				0.0%



MAH2086 PEABODY YOUTH HOCKEY

BOYS & GIRLS_8 & UNDER				2 AND 2 CHALLENGE			
	12-13	13-14	14-15	14-15 GOAL	VS. GOAL	VS. ACTUAL	15-16 GOAL
TOTAL	30	53	74	57	17	21	78
NEW	20	38	50	40	10	12	52
RETAINED	10	15	24	17	7	9	26
LOST	4	8	19				

BOYS_8 & UNDER				GIRLS_8 & UNDER			
	12-13	13-14	14-15		12-13	13-14	14-15
TOTAL	28	43	59	TOTAL	2	10	15
NEW	18	30	41	NEW	2	8	9
RETAINED	10	13	18	RETAINED	0	2	6
LOST	4	8	16	LOST	0	0	3
RATIO BOYS TO GIRLS			79.7%				20.3%

MAH4100 PEMBROKE YOUTH HOCKEY

BOYS & GIRLS_8 & UNDER				2 AND 2 CHALLENGE			
	12-13	13-14	14-15	14-15 GOAL	VS. GOAL	VS. ACTUAL	15-16 GOAL
TOTAL	104	86	74	90	(16)	(12)	78
NEW	41	42	29	44	(15)	(13)	31
RETAINED	63	44	45	46	(1)	1	47
LOST	6	25	19				

BOYS_8 & UNDER				GIRLS_8 & UNDER			
	12-13	13-14	14-15		12-13	13-14	14-15
TOTAL	84	74	55	TOTAL	20	12	19
NEW	32	38	18	NEW	9	4	11
RETAINED	52	36	37	RETAINED	11	8	8
LOST	2	19	16	LOST	4	6	3
RATIO BOYS TO GIRLS			74.3%				25.7%

MAH6247 PIONEER VALLEY YOUTH HOCKEY ASSOC INC

BOYS & GIRLS_8 & UNDER				2 AND 2 CHALLENGE			
	12-13	13-14	14-15	14-15 GOAL	VS. GOAL	VS. ACTUAL	15-16 GOAL
TOTAL	93	28	50	32	18	22	54
NEW	44	3	33	5	28	30	35
RETAINED	49	25	17	27	(10)	(8)	19
LOST	70	48	4				

BOYS_8 & UNDER				GIRLS_8 & UNDER			
	12-13	13-14	14-15		12-13	13-14	14-15
TOTAL	84	24	42	TOTAL	9	4	8
NEW	38	2	27	NEW	6	1	6
RETAINED	46	22	15	RETAINED	3	3	2
LOST	50	42	3	LOST	20	6	1
RATIO BOYS TO GIRLS			84.0%				16.0%



MAH4050 PLYMOUTH YOUTH HOCKEY

BOYS & GIRLS_8 & UNDER				2 AND 2 CHALLENGE			
	12-13	13-14	14-15	14-15 GOAL	VS. GOAL	VS. ACTUAL	15-16 GOAL
TOTAL	95	106	55	110	(55)	(51)	59
NEW	12	47	12	49	(37)	(35)	14
RETAINED	83	59	43	61	(18)	(16)	45
LOST	59	8	25				

BOYS_8 & UNDER				GIRLS_8 & UNDER			
	12-13	13-14	14-15		12-13	13-14	14-15
TOTAL	84	91	49	TOTAL	11	15	6
NEW	10	42	10	NEW	2	5	2
RETAINED	74	49	39	RETAINED	9	10	4
LOST	48	6	22	LOST	11	2	3
RATIO BOYS TO GIRLS			89.1%				10.9%

MAH3061 QUINCY YOUTH HOCKEY ASSOCIATION INC

BOYS & GIRLS_8 & UNDER				2 AND 2 CHALLENGE			
	12-13	13-14	14-15	14-15 GOAL	VS. GOAL	VS. ACTUAL	15-16 GOAL
TOTAL	91	41	40	45	(5)	(1)	44
NEW	27	11	12	13	(1)	1	14
RETAINED	64	30	28	32	(4)	(2)	30
LOST	43	25	6				

BOYS_8 & UNDER				GIRLS_8 & UNDER			
	12-13	13-14	14-15		12-13	13-14	14-15
TOTAL	81	37	32	TOTAL	10	4	8
NEW	21	9	6	NEW	6	2	6
RETAINED	60	28	26	RETAINED	4	2	2
LOST	37	20	5	LOST	6	5	1
RATIO BOYS TO GIRLS			80.0%				20.0%

MAH0144 READING YOUTH HOCKEY

BOYS & GIRLS_8 & UNDER				2 AND 2 CHALLENGE			
	12-13	13-14	14-15	14-15 GOAL	VS. GOAL	VS. ACTUAL	15-16 GOAL
TOTAL	85	30	85	34	51	55	89
NEW	43	2	74	4	70	72	76
RETAINED	42	28	11	30	(19)	(17)	13
LOST	3	27	3				

BOYS_8 & UNDER				GIRLS_8 & UNDER			
	12-13	13-14	14-15		12-13	13-14	14-15
TOTAL	75	28	75	TOTAL	10	2	10
NEW	34	2	64	NEW	9	0	10
RETAINED	41	26	11	RETAINED	1	2	0
LOST	3	24	3	LOST	0	3	0
RATIO BOYS TO GIRLS			88.2%				11.8%



MAH0283 RED RANGERS

BOYS & GIRLS_8 & UNDER				2 AND 2 CHALLENGE			
	12-13	13-14	14-15	14-15 GOAL	VS. GOAL	VS. ACTUAL	15-16 GOAL
TOTAL	18	12	35	16	19	23	39
NEW	14	12	34	14	20	22	36
RETAINED	4	0	1	2	(1)	1	3
LOST	1	1	2				

BOYS_8 & UNDER				GIRLS_8 & UNDER			
	12-13	13-14	14-15		12-13	13-14	14-15
TOTAL	18	12	34	TOTAL	0	0	1
NEW	14	12	33	NEW	0	0	1
RETAINED	4	0	1	RETAINED	0	0	0
LOST	1	1	2	LOST	0	0	0
RATIO BOYS TO GIRLS			97.1%				2.9%

MAH2082 S & S YOUTH HOCKEY

BOYS & GIRLS_8 & UNDER				2 AND 2 CHALLENGE			
	12-13	13-14	14-15	14-15 GOAL	VS. GOAL	VS. ACTUAL	15-16 GOAL
TOTAL	40	56	102	60	42	46	106
NEW	20	40	73	42	31	33	75
RETAINED	20	16	29	18	11	13	31
LOST	48	17	22				

BOYS_8 & UNDER				GIRLS_8 & UNDER			
	12-13	13-14	14-15		12-13	13-14	14-15
TOTAL	34	47	76	TOTAL	6	9	26
NEW	17	33	52	NEW	3	7	21
RETAINED	17	14	24	RETAINED	3	2	5
LOST	38	15	18	LOST	10	2	4
RATIO BOYS TO GIRLS			74.5%				25.5%

MAH2029 SAUGUS YOUTH HOCKEY

BOYS & GIRLS_8 & UNDER				2 AND 2 CHALLENGE			
	12-13	13-14	14-15	14-15 GOAL	VS. GOAL	VS. ACTUAL	15-16 GOAL
TOTAL	49	64	63	68	(5)	(1)	67
NEW	42	40	38	42	(4)	(2)	40
RETAINED	7	24	25	26	(1)	1	27
LOST	14	4	21				

BOYS_8 & UNDER				GIRLS_8 & UNDER			
	12-13	13-14	14-15		12-13	13-14	14-15
TOTAL	40	57	56	TOTAL	9	7	7
NEW	33	33	35	NEW	9	7	3
RETAINED	7	24	21	RETAINED	0	0	4
LOST	11	3	15	LOST	3	1	6
RATIO BOYS TO GIRLS			88.9%				11.1%





MAH0073 SCORE BOSTON

BOYS & GIRLS_8 & UNDER				2 AND 2 CHALLENGE			
	12-13	13-14	14-15	14-15 GOAL	VS. GOAL	VS. ACTUAL	15-16 GOAL
TOTAL	49	51	43	55	(12)	(8)	47
NEW	46	40	32	42	(10)	(8)	34
RETAINED	3	11	11	13	(2)	0	13
LOST	0	25	29				

BOYS_8 & UNDER				GIRLS_8 & UNDER			
	12-13	13-14	14-15		12-13	13-14	14-15
TOTAL	40	41	31	TOTAL	9	10	12
NEW	39	31	24	NEW	7	9	8
RETAINED	1	10	7	RETAINED	2	1	4
LOST	0	22	23	LOST	0	3	6
RATIO BOYS TO GIRLS			72.1%				27.9%

MAH7017 SHREWSBURY YOUTH HOCKEY

BOYS & GIRLS_8 & UNDER				2 AND 2 CHALLENGE			
	12-13	13-14	14-15	14-15 GOAL	VS. GOAL	VS. ACTUAL	15-16 GOAL
TOTAL	66	65	34	69	(35)	(31)	38
NEW	40	36	18	38	(20)	(18)	20
RETAINED	26	29	16	31	(15)	(13)	18
LOST	10	11	14				

BOYS_8 & UNDER				GIRLS_8 & UNDER			
	12-13	13-14	14-15		12-13	13-14	14-15
TOTAL	54	50	27	TOTAL	12	15	7
NEW	30	29	16	NEW	10	7	2
RETAINED	24	21	11	RETAINED	2	8	5
LOST	10	10	11	LOST	0	1	3
RATIO BOYS TO GIRLS			79.4%				20.6%

MAH5069 SOMERSET WATUPPA SWANSEA REGIONAL HOCKEY

BOYS & GIRLS_8 & UNDER				2 AND 2 CHALLENGE			
	12-13	13-14	14-15	14-15 GOAL	VS. GOAL	VS. ACTUAL	15-16 GOAL
TOTAL	24	22	32	26	6	10	36
NEW	20	9	20	11	9	11	22
RETAINED	4	13	12	15	(3)	(1)	14
LOST	0	2	3				

BOYS_8 & UNDER				GIRLS_8 & UNDER			
	12-13	13-14	14-15		12-13	13-14	14-15
TOTAL	23	21	32	TOTAL	1	1	0
NEW	19	9	20	NEW	1	0	0
RETAINED	4	12	12	RETAINED	0	1	0
LOST	0	2	3	LOST	0	0	0
RATIO BOYS TO GIRLS			100.0%				0.0%



MAH0199 SOMERVILLE YOUTH HOCKEY

BOYS & GIRLS_8 & UNDER				2 AND 2 CHALLENGE			
	12-13	13-14	14-15	14-15 GOAL	VS. GOAL	VS. ACTUAL	15-16 GOAL
TOTAL	43	28	74	32	42	46	78
NEW	13	7	55	9	46	48	57
RETAINED	30	21	19	23	(4)	(2)	21
LOST	61	12	2				

BOYS_8 & UNDER				GIRLS_8 & UNDER			
	12-13	13-14	14-15		12-13	13-14	14-15
TOTAL	34	24	54	TOTAL	9	4	20
NEW	10	7	38	NEW	3	0	17
RETAINED	24	17	16	RETAINED	6	4	3
LOST	44	8	2	LOST	17	4	0
RATIO BOYS TO GIRLS			73.0%				27.0%

MAH1166 SOUTH BOSTON YOUTH HOCKEY

BOYS & GIRLS_8 & UNDER				2 AND 2 CHALLENGE			
	12-13	13-14	14-15	14-15 GOAL	VS. GOAL	VS. ACTUAL	15-16 GOAL
TOTAL	33	21	32	25	7	11	36
NEW	20	8	23	10	13	15	25
RETAINED	13	13	9	15	(6)	(4)	11
LOST	7	3	2				

BOYS_8 & UNDER				GIRLS_8 & UNDER			
	12-13	13-14	14-15		12-13	13-14	14-15
TOTAL	22	16	29	TOTAL	11	5	3
NEW	12	7	21	NEW	8	1	2
RETAINED	10	9	8	RETAINED	3	4	1
LOST	6	1	2	LOST	1	2	0
RATIO BOYS TO GIRLS			90.6%				9.4%

MAH0294 SOUTH SHORE CONQUISTADORS CLUB

BOYS & GIRLS_8 & UNDER				2 AND 2 CHALLENGE			
	12-13	13-14	14-15	14-15 GOAL	VS. GOAL	VS. ACTUAL	15-16 GOAL
TOTAL	18	22	14	26	(12)	(8)	18
NEW	15	17	11	19	(8)	(6)	13
RETAINED	3	5	3	7	(4)	(2)	5
LOST	4	9	10				

BOYS_8 & UNDER				GIRLS_8 & UNDER			
	12-13	13-14	14-15		12-13	13-14	14-15
TOTAL	12	22	12	TOTAL	6	0	2
NEW	10	17	9	NEW	5	0	2
RETAINED	2	5	3	RETAINED	1	0	0
LOST	3	5	10	LOST	1	4	0
RATIO BOYS TO GIRLS			85.7%				14.3%



MAH4047 SOUTH SHORE EAGLES

BOYS & GIRLS_8 & UNDER				2 AND 2 CHALLENGE			
	12-13	13-14	14-15	14-15 GOAL	VS. GOAL	VS. ACTUAL	15-16 GOAL
TOTAL	28	33	25	37	(12)	(8)	29
NEW	11	20	12	22	(10)	(8)	14
RETAINED	17	13	13	15	(2)	0	15
LOST	12	5	6				

BOYS_8 & UNDER				GIRLS_8 & UNDER			
	12-13	13-14	14-15		12-13	13-14	14-15
TOTAL	25	28	24	TOTAL	3	5	1
NEW	10	15	12	NEW	1	5	0
RETAINED	15	13	12	RETAINED	2	0	1
LOST	11	5	4	LOST	1	0	2
RATIO BOYS TO GIRLS			96.0%				4.0%

MAH0042 SOUTH SHORE KINGS

BOYS & GIRLS_8 & UNDER				2 AND 2 CHALLENGE			
	12-13	13-14	14-15	14-15 GOAL	VS. GOAL	VS. ACTUAL	15-16 GOAL
TOTAL	32	17	62	21	41	45	66
NEW	21	5	62	7	55	57	64
RETAINED	11	12	0	14	(14)	(12)	2
LOST	4	3	0				

BOYS_8 & UNDER				GIRLS_8 & UNDER			
	12-13	13-14	14-15		12-13	13-14	14-15
TOTAL	32	17	61	TOTAL	0	0	1
NEW	21	5	61	NEW	0	0	1
RETAINED	11	12	0	RETAINED	0	0	0
LOST	4	3	0	LOST	0	0	0
RATIO BOYS TO GIRLS			98.4%				1.6%

MAH4048 SOUTH SHORE SEAHAWKS

BOYS & GIRLS_8 & UNDER				2 AND 2 CHALLENGE			
	12-13	13-14	14-15	14-15 GOAL	VS. GOAL	VS. ACTUAL	15-16 GOAL
TOTAL	147	215	193	219	(26)	(22)	197
NEW	71	139	82	141	(59)	(57)	84
RETAINED	76	76	111	78	33	35	113
LOST	15	21	67				

BOYS_8 & UNDER				GIRLS_8 & UNDER			
	12-13	13-14	14-15		12-13	13-14	14-15
TOTAL	115	173	159	TOTAL	32	42	34
NEW	55	111	65	NEW	16	28	17
RETAINED	60	62	94	RETAINED	16	14	17
LOST	12	16	49	LOST	3	5	18
RATIO BOYS TO GIRLS			82.4%				17.6%



MAH6121 SPRINGFIELD YOUTH HOCKEY ASSOCIATION

BOYS & GIRLS_8 & UNDER				2 AND 2 CHALLENGE			
	12-13	13-14	14-15	14-15 GOAL	VS. GOAL	VS. ACTUAL	15-16 GOAL
TOTAL	17	11	12	15	(3)	1	16
NEW	8	4	8	6	2	4	10
RETAINED	9	7	4	9	(5)	(3)	6
LOST	1	2	3				

BOYS_8 & UNDER				GIRLS_8 & UNDER			
	12-13	13-14	14-15		12-13	13-14	14-15
TOTAL	14	11	12	TOTAL	3	0	0
NEW	7	4	8	NEW	1	0	0
RETAINED	7	7	4	RETAINED	2	0	0
LOST	1	1	3	LOST	0	1	0
RATIO BOYS TO GIRLS			100.0%				0.0%

MAH7015 STARHAWKS YOUTH HOCKEY ASSOCIATION

BOYS & GIRLS_8 & UNDER				2 AND 2 CHALLENGE			
	12-13	13-14	14-15	14-15 GOAL	VS. GOAL	VS. ACTUAL	15-16 GOAL
TOTAL	60	68	65	72	(7)	(3)	69
NEW	30	41	29	43	(14)	(12)	31
RETAINED	30	27	36	29	7	9	38
LOST	20	11	13				

BOYS_8 & UNDER				GIRLS_8 & UNDER			
	12-13	13-14	14-15		12-13	13-14	14-15
TOTAL	53	55	53	TOTAL	7	13	12
NEW	26	32	24	NEW	4	9	5
RETAINED	27	23	29	RETAINED	3	4	7
LOST	16	9	10	LOST	4	2	3
RATIO BOYS TO GIRLS			81.5%				18.5%

MAH0142 STONEHAM YOUTH HOCKEY

BOYS & GIRLS_8 & UNDER				2 AND 2 CHALLENGE			
	12-13	13-14	14-15	14-15 GOAL	VS. GOAL	VS. ACTUAL	15-16 GOAL
TOTAL	179	177	51	181	(130)	(126)	55
NEW	87	100	9	102	(93)	(91)	11
RETAINED	92	77	42	79	(37)	(35)	44
LOST	82	73	111				

BOYS_8 & UNDER				GIRLS_8 & UNDER			
	12-13	13-14	14-15		12-13	13-14	14-15
TOTAL	154	149	43	TOTAL	25	28	8
NEW	66	81	7	NEW	21	19	2
RETAINED	88	68	36	RETAINED	4	9	6
LOST	68	60	94	LOST	14	13	17
RATIO BOYS TO GIRLS			84.3%				15.7%



MAH8026 SUDBURY MAYNARD STOW YOUTH HOCKEY ASSN

BOYS & GIRLS_8 & UNDER				2 AND 2 CHALLENGE			
	12-13	13-14	14-15	14-15 GOAL	VS. GOAL	VS. ACTUAL	15-16 GOAL
TOTAL	46	42	56	46	10	14	60
NEW	24	26	42	28	14	16	44
RETAINED	22	16	14	18	(4)	(2)	16
LOST	5	11	1				

BOYS_8 & UNDER				GIRLS_8 & UNDER			
	12-13	13-14	14-15		12-13	13-14	14-15
TOTAL	40	38	48	TOTAL	6	4	8
NEW	19	25	35	NEW	5	1	7
RETAINED	21	13	13	RETAINED	1	3	1
LOST	4	11	1	LOST	1	0	0
RATIO BOYS TO GIRLS			85.7%				14.3%

MAH0031 TEWKSBURY YOUTH SKATING ASSOCIATION

BOYS & GIRLS_8 & UNDER				2 AND 2 CHALLENGE			
	12-13	13-14	14-15	14-15 GOAL	VS. GOAL	VS. ACTUAL	15-16 GOAL
TOTAL	162	160	126	164	(38)	(34)	130
NEW	82	89	58	91	(33)	(31)	60
RETAINED	80	71	68	73	(5)	(3)	70
LOST	95	68	71				

BOYS_8 & UNDER				GIRLS_8 & UNDER			
	12-13	13-14	14-15		12-13	13-14	14-15
TOTAL	131	134	108	TOTAL	31	26	18
NEW	65	73	45	NEW	17	16	13
RETAINED	66	61	63	RETAINED	14	10	5
LOST	64	52	52	LOST	31	16	19
RATIO BOYS TO GIRLS			85.7%				14.3%

MAH0027 TOP GUN HOCKEY CLUB

BOYS & GIRLS_8 & UNDER				2 AND 2 CHALLENGE			
	12-13	13-14	14-15	14-15 GOAL	VS. GOAL	VS. ACTUAL	15-16 GOAL
TOTAL	38	46	28	50	(22)	(18)	32
NEW	29	26	19	28	(9)	(7)	21
RETAINED	9	20	9	22	(13)	(11)	11
LOST	17	2	10				

BOYS_8 & UNDER				GIRLS_8 & UNDER			
	12-13	13-14	14-15		12-13	13-14	14-15
TOTAL	37	44	27	TOTAL	1	2	1
NEW	28	25	19	NEW	1	1	0
RETAINED	9	19	8	RETAINED	0	1	1
LOST	16	2	9	LOST	1	0	1
RATIO BOYS TO GIRLS			96.4%				3.6%



MAH8028 TRIBORO YOUTH HOCKEY

BOYS & GIRLS_8 & UNDER				2 AND 2 CHALLENGE			
	12-13	13-14	14-15	14-15 GOAL	VS. GOAL	VS. ACTUAL	15-16 GOAL
TOTAL	97	123	113	127	(14)	(10)	117
NEW	48	62	54	64	(10)	(8)	56
RETAINED	49	61	59	63	(4)	(2)	61
LOST	26	23	25				

BOYS_8 & UNDER				GIRLS_8 & UNDER			
	12-13	13-14	14-15		12-13	13-14	14-15
TOTAL	90	111	99	TOTAL	7	12	14
NEW	42	53	42	NEW	6	9	12
RETAINED	48	58	57	RETAINED	1	3	2
LOST	21	18	18	LOST	5	5	7
RATIO BOYS TO GIRLS			87.6%				12.4%

MAH5158 TRI COUNTY SAINTS

BOYS & GIRLS_8 & UNDER				2 AND 2 CHALLENGE			
	12-13	13-14	14-15	14-15 GOAL	VS. GOAL	VS. ACTUAL	15-16 GOAL
TOTAL	17	15	17	19	(2)	2	21
NEW	5	7	12	9	3	5	14
RETAINED	12	8	5	10	(5)	(3)	7
LOST	18	1	0				

BOYS_8 & UNDER				GIRLS_8 & UNDER			
	12-13	13-14	14-15		12-13	13-14	14-15
TOTAL	14	13	16	TOTAL	3	2	1
NEW	5	6	12	NEW	0	1	0
RETAINED	9	7	4	RETAINED	3	1	1
LOST	13	1	0	LOST	5	0	0
RATIO BOYS TO GIRLS			94.1%				5.9%

MAH2088 TRITON YOUTH HOCKEY

BOYS & GIRLS_8 & UNDER				2 AND 2 CHALLENGE			
	12-13	13-14	14-15	14-15 GOAL	VS. GOAL	VS. ACTUAL	15-16 GOAL
TOTAL	58	66	61	70	(9)	(5)	65
NEW	23	28	23	30	(7)	(5)	25
RETAINED	35	38	38	40	(2)	0	40
LOST	2	4	4				

BOYS_8 & UNDER				GIRLS_8 & UNDER			
	12-13	13-14	14-15		12-13	13-14	14-15
TOTAL	48	53	51	TOTAL	10	13	10
NEW	20	21	20	NEW	3	7	3
RETAINED	28	32	31	RETAINED	7	6	7
LOST	2	3	3	LOST	0	1	1
RATIO BOYS TO GIRLS			83.6%				16.4%



MAH7014 TWIN CITY YOUTH HOCKEY

BOYS & GIRLS_8 & UNDER				2 AND 2 CHALLENGE			
	12-13	13-14	14-15	14-15 GOAL	VS. GOAL	VS. ACTUAL	15-16 GOAL
TOTAL	26	19	24	23	1	5	28
NEW	3	10	15	12	3	5	17
RETAINED	23	9	9	11	(2)	0	11
LOST	46	8	2				

BOYS_8 & UNDER				GIRLS_8 & UNDER			
	12-13	13-14	14-15		12-13	13-14	14-15
TOTAL	24	19	23	TOTAL	2	0	1
NEW	3	10	14	NEW	0	0	1
RETAINED	21	9	9	RETAINED	2	0	0
LOST	40	8	2	LOST	6	0	0
RATIO BOYS TO GIRLS			95.8%				4.2%

MAH4037 WHK HAWKS

BOYS & GIRLS_8 & UNDER				2 AND 2 CHALLENGE			
	12-13	13-14	14-15	14-15 GOAL	VS. GOAL	VS. ACTUAL	15-16 GOAL
TOTAL	79	43	41	47	(6)	(2)	45
NEW	50	16	21	18	3	5	23
RETAINED	29	27	20	29	(9)	(7)	22
LOST	20	34	9				

BOYS_8 & UNDER				GIRLS_8 & UNDER			
	12-13	13-14	14-15		12-13	13-14	14-15
TOTAL	71	39	39	TOTAL	8	4	2
NEW	44	15	20	NEW	6	1	1
RETAINED	27	24	19	RETAINED	2	3	1
LOST	18	30	9	LOST	2	4	0
RATIO BOYS TO GIRLS			95.1%				4.9%

MAH0146 WAKEFIELD YOUTH SKATING ASSOCIATION

BOYS & GIRLS_8 & UNDER				2 AND 2 CHALLENGE			
	12-13	13-14	14-15	14-15 GOAL	VS. GOAL	VS. ACTUAL	15-16 GOAL
TOTAL	117	90	133	94	39	43	137
NEW	49	32	85	34	51	53	87
RETAINED	68	58	48	60	(12)	(10)	50
LOST	30	32	17				

BOYS_8 & UNDER				GIRLS_8 & UNDER			
	12-13	13-14	14-15		12-13	13-14	14-15
TOTAL	94	83	109	TOTAL	23	7	24
NEW	32	29	65	NEW	17	3	20
RETAINED	62	54	44	RETAINED	6	4	4
LOST	23	16	16	LOST	7	16	1
RATIO BOYS TO GIRLS			82.0%				18.0%



MAH9071 WALTHAM YOUTH HOCKEY ASSOCIATION

BOYS & GIRLS_8 & UNDER				2 AND 2 CHALLENGE			
	12-13	13-14	14-15	14-15 GOAL	VS. GOAL	VS. ACTUAL	15-16 GOAL
TOTAL	205	183	173	187	(14)	(10)	177
NEW	70	61	76	63	13	15	78
RETAINED	135	122	97	124	(27)	(25)	99
LOST	42	43	45				

BOYS_8 & UNDER				GIRLS_8 & UNDER			
	12-13	13-14	14-15		12-13	13-14	14-15
TOTAL	168	150	142	TOTAL	37	33	31
NEW	58	47	60	NEW	12	14	16
RETAINED	110	103	82	RETAINED	25	19	15
LOST	27	36	35	LOST	15	7	10
RATIO BOYS TO GIRLS			82.1%				17.9%

MAH9230 WATERTOWN YOUTH HOCKEY

BOYS & GIRLS_8 & UNDER				2 AND 2 CHALLENGE			
	12-13	13-14	14-15	14-15 GOAL	VS. GOAL	VS. ACTUAL	15-16 GOAL
TOTAL	112	112	171	116	55	59	175
NEW	99	61	123	63	60	62	125
RETAINED	13	51	48	53	(5)	(3)	50
LOST	3	46	47				

BOYS_8 & UNDER				GIRLS_8 & UNDER			
	12-13	13-14	14-15		12-13	13-14	14-15
TOTAL	95	93	135	TOTAL	17	19	36
NEW	82	50	94	NEW	17	11	29
RETAINED	13	43	41	RETAINED	0	8	7
LOST	3	40	37	LOST	0	6	10
RATIO BOYS TO GIRLS			78.9%				21.1%

MAH3056 WELLESLEY YOUTH HOCKEY ASSOCIATION

BOYS & GIRLS_8 & UNDER				2 AND 2 CHALLENGE			
	12-13	13-14	14-15	14-15 GOAL	VS. GOAL	VS. ACTUAL	15-16 GOAL
TOTAL	76	168	172	172	0	4	176
NEW	4	110	79	112	(33)	(31)	81
RETAINED	72	58	93	60	33	35	95
LOST	69	7	30				

BOYS_8 & UNDER				GIRLS_8 & UNDER			
	12-13	13-14	14-15		12-13	13-14	14-15
TOTAL	55	138	144	TOTAL	21	30	28
NEW	4	90	68	NEW	0	20	11
RETAINED	51	48	76	RETAINED	21	10	17
LOST	45	7	23	LOST	24	0	7
RATIO BOYS TO GIRLS			83.7%				16.3%





MAH6052 WESTFIELD YOUTH HOCKEY ASSOCIATION

BOYS & GIRLS_8 & UNDER				2 AND 2 CHALLENGE			
	12-13	13-14	14-15	14-15 GOAL	VS. GOAL	VS. ACTUAL	15-16 GOAL
TOTAL	100	122	122	126	(4)	0	126
NEW	26	54	47	56	(9)	(7)	49
RETAINED	74	68	75	70	5	7	77
LOST	41	15	25				

BOYS_8 & UNDER				GIRLS_8 & UNDER			
	12-13	13-14	14-15		12-13	13-14	14-15
TOTAL	84	102	103	TOTAL	16	20	19
NEW	20	44	39	NEW	6	10	8
RETAINED	64	58	64	RETAINED	10	10	11
LOST	38	14	17	LOST	3	1	8
RATIO BOYS TO GIRLS			84.4%				15.6%

MAH3057 WEYMOUTH YOUTH HOCKEY ASSOCIATION

BOYS & GIRLS_8 & UNDER				2 AND 2 CHALLENGE			
	12-13	13-14	14-15	14-15 GOAL	VS. GOAL	VS. ACTUAL	15-16 GOAL
TOTAL	90	71	103	75	28	32	107
NEW	29	38	62	40	22	24	64
RETAINED	61	33	31	35	(4)	(2)	33
LOST	33	24	22				

BOYS_8 & UNDER				GIRLS_8 & UNDER			
	12-13	13-14	14-15		12-13	13-14	14-15
TOTAL	80	65	86	TOTAL	10	6	17
NEW	21	35	46	NEW	8	3	16
RETAINED	59	30	30	RETAINED	2	3	1
LOST	25	19	19	LOST	8	5	3
RATIO BOYS TO GIRLS			83.5%				16.5%

MAH6185 WILBRAHAM TWIN MEADOWS (WTM)

BOYS & GIRLS_8 & UNDER				2 AND 2 CHALLENGE			
	12-13	13-14	14-15	14-15 GOAL	VS. GOAL	VS. ACTUAL	15-16 GOAL
TOTAL	75	38	95	42	53	57	99
NEW	37	5	69	7	62	64	71
RETAINED	38	33	26	35	(9)	(7)	28
LOST	23	26	4				

BOYS_8 & UNDER				GIRLS_8 & UNDER			
	12-13	13-14	14-15		12-13	13-14	14-15
TOTAL	69	34	80	TOTAL	6	4	15
NEW	35	4	58	NEW	2	1	11
RETAINED	34	30	22	RETAINED	4	3	4
LOST	22	22	4	LOST	1	4	0
RATIO BOYS TO GIRLS			84.2%				15.8%



MAH0145 WILMINGTON YOUTH HOCKEY

BOYS & GIRLS_8 & UNDER				2 AND 2 CHALLENGE			
	12-13	13-14	14-15	14-15 GOAL	VS. GOAL	VS. ACTUAL	15-16 GOAL
TOTAL	107	84	111	88	23	27	115
NEW	37	44	40	46	(6)	(4)	42
RETAINED	70	40	71	42	29	31	73
LOST	11	37	13				

BOYS_8 & UNDER				GIRLS_8 & UNDER			
	12-13	13-14	14-15		12-13	13-14	14-15
TOTAL	95	70	96	TOTAL	12	14	15
NEW	33	35	35	NEW	4	9	5
RETAINED	62	35	61	RETAINED	8	5	10
LOST	9	31	9	LOST	2	6	4
RATIO BOYS TO GIRLS			86.5%				13.5%

MAH9011 WINCHESTER YOUTH HOCKEY

BOYS & GIRLS_8 & UNDER				2 AND 2 CHALLENGE			
	12-13	13-14	14-15	14-15 GOAL	VS. GOAL	VS. ACTUAL	15-16 GOAL
TOTAL	120	141	157	145	12	16	161
NEW	45	78	74	80	(6)	(4)	76
RETAINED	75	63	83	65	18	20	85
LOST	34	14	28				

BOYS_8 & UNDER				GIRLS_8 & UNDER			
	12-13	13-14	14-15		12-13	13-14	14-15
TOTAL	96	119	128	TOTAL	24	22	29
NEW	36	62	54	NEW	9	16	20
RETAINED	60	57	74	RETAINED	15	6	9
LOST	23	7	19	LOST	11	7	9
RATIO BOYS TO GIRLS			81.5%				18.5%

MAH1095 WINTHROP YOUTH HOCKEY

BOYS & GIRLS_8 & UNDER				2 AND 2 CHALLENGE			
	12-13	13-14	14-15	14-15 GOAL	VS. GOAL	VS. ACTUAL	15-16 GOAL
TOTAL	130	125	124	129	(5)	(1)	128
NEW	94	63	55	65	(10)	(8)	57
RETAINED	36	62	69	64	5	7	71
LOST	13	47	34				

BOYS_8 & UNDER				GIRLS_8 & UNDER			
	12-13	13-14	14-15		12-13	13-14	14-15
TOTAL	87	93	91	TOTAL	43	32	33
NEW	60	47	40	NEW	34	16	15
RETAINED	27	46	51	RETAINED	9	16	18
LOST	2	26	21	LOST	11	21	13
RATIO BOYS TO GIRLS			73.4%				26.6%



MAH9129 WOBURN YOUTH HOCKEY

BOYS & GIRLS_8 & UNDER				2 AND 2 CHALLENGE			
	12-13	13-14	14-15	14-15 GOAL	VS. GOAL	VS. ACTUAL	15-16 GOAL
TOTAL	90	84	29	88	(59)	(55)	33
NEW	26	58	10	60	(50)	(48)	12
RETAINED	64	26	19	28	(9)	(7)	21
LOST	48	44	56				

BOYS_8 & UNDER				GIRLS_8 & UNDER			
	12-13	13-14	14-15		12-13	13-14	14-15
TOTAL	77	60	26	TOTAL	13	24	3
NEW	21	40	8	NEW	5	18	2
RETAINED	56	20	18	RETAINED	8	6	1
LOST	39	40	38	LOST	9	4	18
RATIO BOYS TO GIRLS			89.7%				10.3%

MAH0321 WORCESTER JUNIOR SHARKS

BOYS & GIRLS_8 & UNDER				2 AND 2 CHALLENGE			
	12-13	13-14	14-15	14-15 GOAL	VS. GOAL	VS. ACTUAL	15-16 GOAL
TOTAL	0	74	47	78	(31)	(27)	51
NEW	0	61	28	63	(35)	(33)	30
RETAINED	0	13	19	15	4	6	21
LOST	0	4	22				

BOYS_8 & UNDER				GIRLS_8 & UNDER			
	12-13	13-14	14-15		12-13	13-14	14-15
TOTAL	0	71	45	TOTAL	0	3	2
NEW	0	58	27	NEW	0	3	1
RETAINED	0	13	18	RETAINED	0	0	1
LOST	0	4	22	LOST	0	0	0
RATIO BOYS TO GIRLS			95.7%				4.3%

MAH5188 YARMOUTH-DENNIS YOUTH HOCKEY

BOYS & GIRLS_8 & UNDER				2 AND 2 CHALLENGE			
	12-13	13-14	14-15	14-15 GOAL	VS. GOAL	VS. ACTUAL	15-16 GOAL
TOTAL	68	77	37	81	(44)	(40)	41
NEW	43	38	7	40	(33)	(31)	9
RETAINED	25	39	30	41	(11)	(9)	32
LOST	19	14	34				

BOYS_8 & UNDER				GIRLS_8 & UNDER			
	12-13	13-14	14-15		12-13	13-14	14-15
TOTAL	53	62	29	TOTAL	15	15	8
NEW	33	30	5	NEW	10	8	2
RETAINED	20	32	24	RETAINED	5	7	6
LOST	15	11	28	LOST	4	3	6
RATIO BOYS TO GIRLS			78.4%				21.6%