



HOW TO ENTER A GAME ON YOUR SCHEDULE

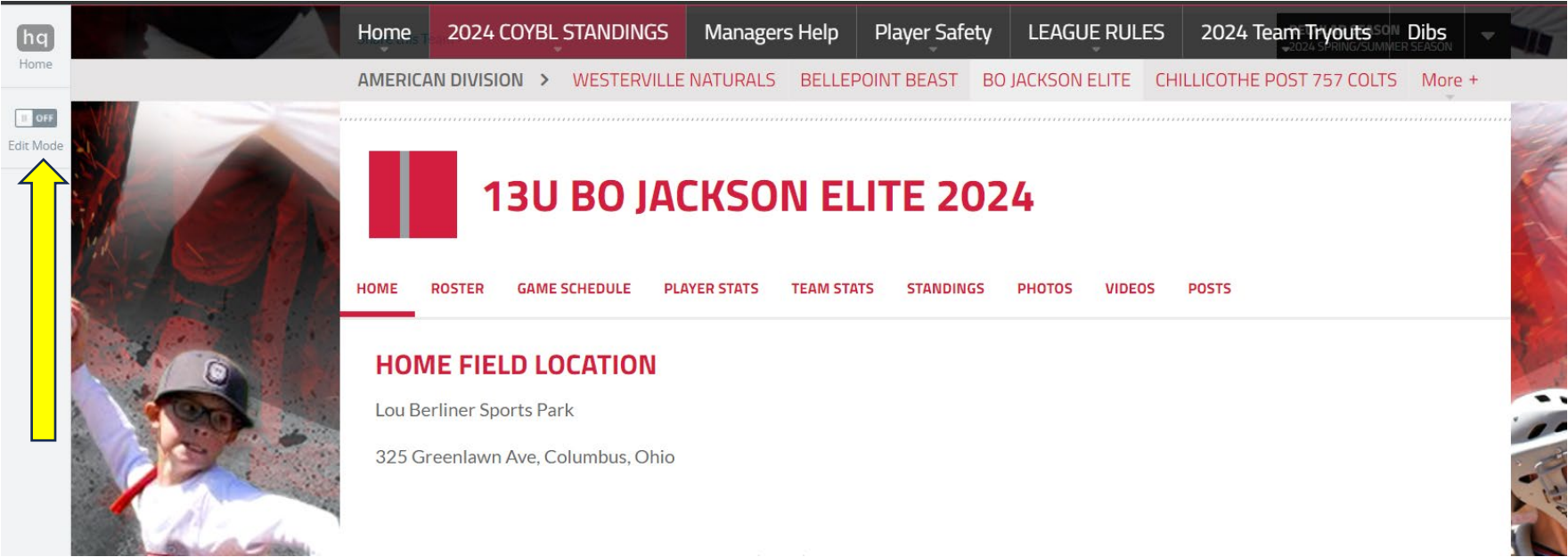
This includes COYBL games, non
COYBL games and Tournament
games

ONLY THE HOME TEAM SHOULD ENTER THE GAME ON THE SCHEDULE TO AVOID DUPLICATIONS.


Please follow these instructions so the standings is populated correctly.

Pay close attention to the Age – Division and Team name.

To edit anything on your team page, go to your team page, login there and you will see the EDIT button



Click the Edit button and it will turn blue to enter the edit mode



Then click on the Game Schedule

Click ADD GAME

HOME

ROSTER

GAME SCHEDULE

PLAYER STATS

TEAM STATS

STANDINGS

PHOTOS

VIDEOS

POSTS

ADMIN ↓


MANAGE TEAM

Add Game

To Schedule a Divisional Game,
select the correct 1.) Age Division
2.) Select the Division
3.) Select Your team name.
4.) Select Home or Away
5.) Select Game date and time

CREATE NEW GAME

CLOSE

 **ADD GAME**
Enter Game Information.

2024 COYBL STANDINGS

* Team 1:

Division: 2024 13U LEAGUE ▼

AMERICAN DIVISION 2024 ▼

Team: 13U BO JACKSON ELITE 2024 ▼ Home ▼

* Team 2:

☒ 2024 COYBL STANDINGS ☐ Outside League ☐ Custom Opponent

Division: 2024 13U LEAGUE ▼

AMERICAN DIVISION 2024 ▼


Team: ▼

Game Time:

02/07/2024 9:45 am Eastern Time (US & Canada) ▼

☐ Time TBD?

Enter Optional game location here



Location:

Location Details:

Example: Field #2

Location URL:

Attendance:

Sellout:

Night Game:

Neutral Field:

Natural Surface:


Actual Start Date & Time: America/New_York

Actual End Date & Time: America/New_York

STANDINGS OVERRIDES ▶

REGULATION INNINGS AND OFFICIALS ▶

It is important to make sure you select the correct standings option for each game. See next 3 images for options.



ONLY GAMES WITHIN YOUR DIVISION WILL USE THIS STANDING OPTION. IT WILL POPULATE YOUR DIVISION AND OVERALL STANDINGS.



Actual Start Date & Time: America/New_York

Actual End Date & Time: America/New_York

STANDINGS OVERRIDES ▼

[Read our help article about standings.](#)

Standings Options:

Home Team Extra Points:

Away Team Extra Points:

Division Override? ☐ Force Division Game

If checked, this game will count as a division game in each team's standings.

This option is for non divisional games within COYBL or games outside of COYBL. Only the overall standings will be populated with this selection

Neutral Field

Natural Surface

Actual Start Date & Time: time America/New_York

Actual End Date & Time: time America/New_York

STANDINGS OVERRIDES ▾

[Read our help article about standings.](#)

Standings Options: Affects league standings only ▾

Home Team Extra Points:

Away Team Extra Points:

Division Override? ☐ Force Division Game

If checked, this game will count as a division game in each team's standings.

This standings option is for scrimmages or other games you do not want to include in your overall standings

STANDINGS OVERRIDES ▾

[Read our help article about standings.](#)

Standings Options: Does not affect standings ▾

Division Override? ☐ Force Division Game

If checked, this game will count as a division game in each team's standings.

REGULATION INNINGS AND OFFICIALS ▶

BROADCAST INFORMATION ▶

WEATHER ▶

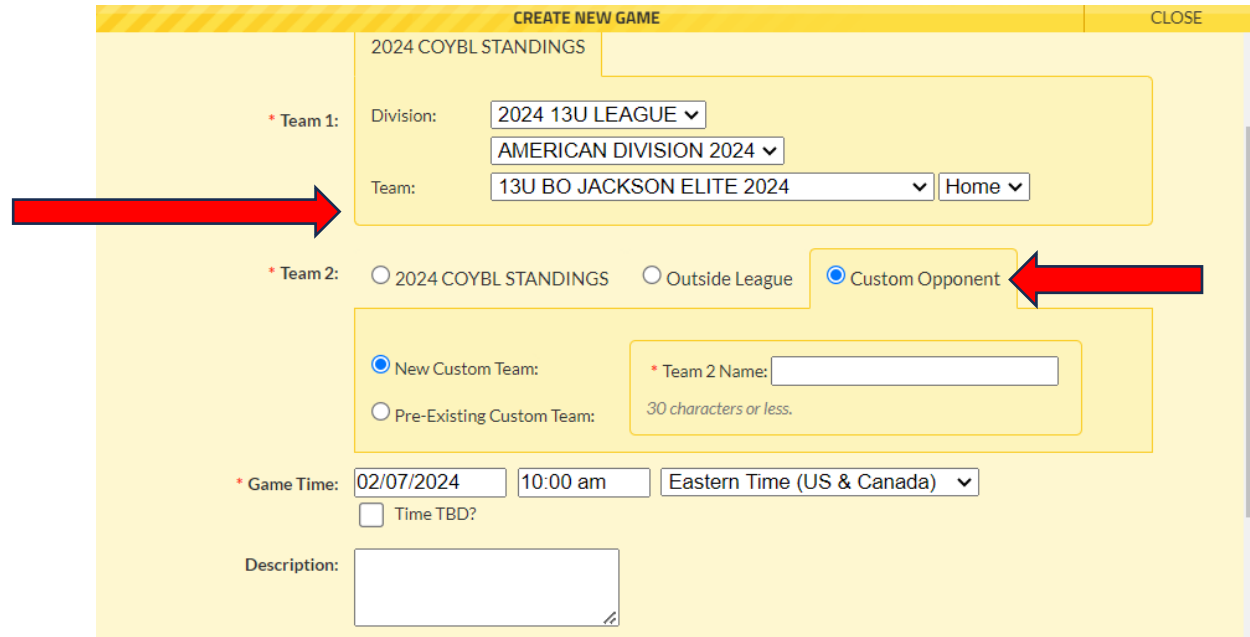
Create Game

Click Create game or your settings will be lost

To enter a tournament or a non COYBL game on your schedule – please use these options.

*Make sure your age division, division and team name is correct.

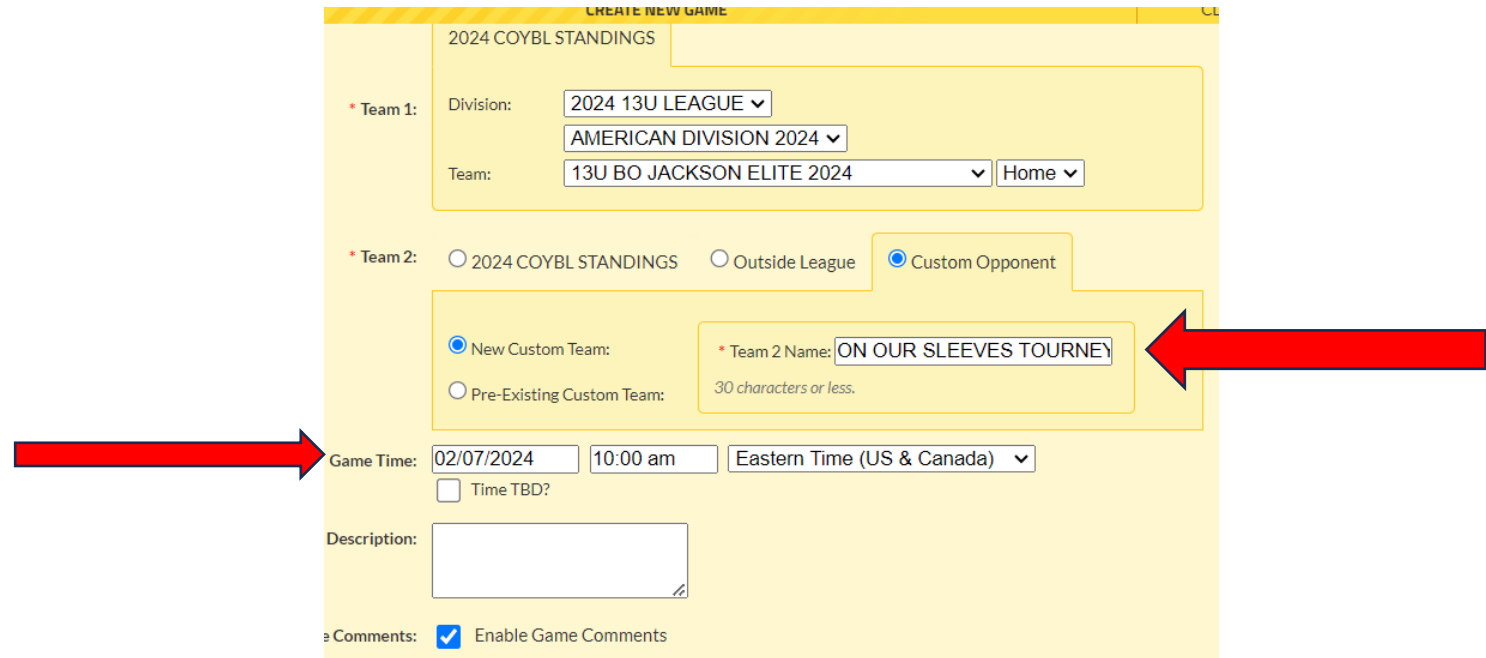
*Select CUSTOM OPPONENT



The screenshot shows the 'CREATE NEW GAME' form. A red arrow points to the 'Team 1' section, which includes dropdowns for 'Division' (2024 13U LEAGUE), 'AMERICAN DIVISION 2024', and 'Team' (13U BO JACKSON ELITE 2024), along with a 'Home' button. Another red arrow points to the 'Team 2' section, where the 'Custom Opponent' radio button is selected. Below this, the 'New Custom Team' radio button is also selected, and the 'Team 2 Name' field is empty. The 'Game Time' section shows '02/07/2024', '10:00 am', and 'Eastern Time (US & Canada)'. A 'Description' text area is at the bottom.

Enter Team name or Tournament name. (If a tournament, you can go back and edit actual team name when you find out who you are playing.

Select Date and time of game
Don't forget to click "Create Team"



This screenshot shows the same 'CREATE NEW GAME' form, but with the 'Team 2 Name' field filled with 'ON OUR SLEEVES TOURNEY'. A red arrow points to this field. Another red arrow points to the 'Game Time' section, which now shows '02/07/2024', '10:00 am', and 'Eastern Time (US & Canada)'. The 'Description' text area is still empty. At the bottom, there is a 'Comments' section with a checked box for 'Enable Game Comments'.