

Individual Biathlon 2020 Novice-Youth

Sunday, February 23, 2020 11:59 AM (GMT-8) - Final results

ASC TRAINING CENTER



DONNER SUMMIT, CA

Race info

Sport: **Skiing - biathlon**

Location: **Soda Springs, CA, United States**

Start type: **Manual wave start**

Wave grouping: **Custom**

Racers: **46**

Time penalties: **On**

Timed on: **Amazon KFFOWI**

Timed with: **Webscorer PRO 4.2**

Updated: **Sunday, February 23, 2020 2:43 PM (GMT-8)**

Organized by: **Auburn Ski Club**

Race website: <http://auburnskiclub.com/>

Race winners

Novice - Overall

| Place (adjusted) | Bib | Racer name | Category | Age | Gender | Adjusted time | Penalty |
|---------------------|-----|------------------|---------------|-----|--------|---------------|---------|
| 1 | 71 | Matt Seline | U16 | | M | 26:12.0 | 1+3=4 |
| 2 | 47 | Grady Boger | Youth | 16 | M | 29:29.1 | 0+2=2 |
| 3 | 6 | Etienne Bordes | Youth | 17 | M | 30:02.9 | 1+4=5 |
| 4 | 76 | Nikolas Burkhart | Youth | 18 | M | 30:05.4 | 1+4=5 |
| 5 | 66 | Jack Loughan | Youth | 17 | M | 30:35.4 | 1+0=1 |
| 6 | 63 | Elias Boger | U14 | 12 | M | 31:10.2 | 0+1=1 |
| 7 | 75 | Kate Mulcahy | Senior | 24 | F | 31:41.1 | 2+3=5 |
| 8 | 43 | Ty Chapman | U14 | 13 | M | 32:19.0 | 0+0=0 |
| 9 | 45 | Cameron Tatara | U14 | 13 | M | 32:47.5 | 3+0=3 |
| 10 | 53 | Kari Chalmstrom | Senior Master | 49 | F | 33:49.4 | 0+2=2 |
| 11 | 67 | Beck Marshall | Youth | 16 | M | 33:54.4 | 1+0=1 |
| 12 | 42 | Shelley Bolen | Senior Master | 47 | F | 33:59.3 | 2+1=3 |
| 13 | 61 | Leyton Roberts | U14 | 13 | M | 34:01.2 | 1+1=2 |
| 14 | 49 | Zandra Feland | U16 | 15 | F | 34:45.0 | 2+1=3 |
| 15 | 70 | Anna Feland | U16 | 14 | F | 34:45.2 | 0+0=0 |
| 16 | 58 | Finn Mulholland | U14 | 12 | M | 34:45.4 | 0+4=4 |
| 17 | 41 | Taylor Knight | U16 | 14 | F | 35:12.1 | 3+1=4 |
| 18 | 65 | Eberle Schultz | U14 | 13 | M | 35:17.6 | 0+2=2 |
| 19 | 68 | Nina Bolen | U16 | 14 | F | 35:30.0 | 0+0=0 |
| 20 | 50 | Hideto Hara | U14 | 13 | M | 35:30.8 | 2+2=4 |
| 21 | 73 | Susan Sall | Senior Master | 47 | F | 35:58.9 | 0+0=0 |
| 22 | 62 | Joachim Tucker | U14 | 13 | M | 37:52.6 | 2+0=2 |
| 23 | 60 | Emma Lawson | Youth | 16 | F | 38:07.0 | 1+1=2 |
| 24 | 59 | Susan Feland | Senior Master | 48 | F | 38:56.3 | 3+2=5 |

| | | | | | | | |
|----|----|---------------------|-------------------|----|---|---------|-------|
| 25 | 74 | Eli Cavanaugh | U16 | 15 | M | 40:32.2 | 4+0=4 |
| 26 | 72 | Caroline Sandberg | Youth | | F | 40:46.3 | 2+2=4 |
| 27 | 64 | Mark Thomas | Senior Veteran | 61 | M | 41:49.6 | 1+0=1 |
| 28 | 56 | Pierce Bolen | U12 | 11 | M | 43:28.3 | 2+1=3 |
| 29 | 44 | George Crezee | Senior Veteran | 69 | M | 44:41.2 | 0+1=1 |
| 30 | 54 | Riordan "Rio" Brown | U12 | 11 | F | 48:04.4 | 0+2=2 |
| 31 | 57 | Melissa Dimitroff | Veteran | 54 | F | 48:19.1 | 1+1=2 |
| 32 | 69 | Irene Kerber | Master | 34 | F | 49:50.5 | 0+0=0 |
| 33 | 55 | Kimberly Baird | Senior Master | 45 | F | 53:37.1 | 2+0=2 |
| 34 | 52 | Larry Morris | Senior Veteran II | 79 | M | 54:03.6 | 0+1=1 |

Novice Female - Overall

| Place (adjusted) | Bib | Racer name | Category | Age | Gender | Adjusted time | Penalty |
|---------------------|-----|---------------------|---------------|-----|--------|---------------|---------|
| 1 | 75 | Kate Mulcahy | Senior | 24 | F | 31:41.1 | 2+3=5 |
| 2 | 53 | Kari Chalstrom | Senior Master | 49 | F | 33:49.4 | 0+2=2 |
| 3 | 42 | Shelley Bolen | Senior Master | 47 | F | 33:59.3 | 2+1=3 |
| 4 | 49 | Zandra Feland | U16 | 15 | F | 34:45.0 | 2+1=3 |
| 5 | 70 | Anna Feland | U16 | 14 | F | 34:45.2 | 0+0=0 |
| 6 | 41 | Tailor Knight | U16 | 14 | F | 35:12.1 | 3+1=4 |
| 7 | 68 | Nina Bolen | U16 | 14 | F | 35:30.0 | 0+0=0 |
| 8 | 73 | Susan Sall | Senior Master | 47 | F | 35:58.9 | 0+0=0 |
| 9 | 60 | Emma Lawson | Youth | 16 | F | 38:07.0 | 1+1=2 |
| 10 | 59 | Susan Feland | Senior Master | 48 | F | 38:56.3 | 3+2=5 |
| 11 | 72 | Caroline Sandberg | Youth | | F | 40:46.3 | 2+2=4 |
| 12 | 54 | Riordan "Rio" Brown | U12 | 11 | F | 48:04.4 | 0+2=2 |
| 13 | 57 | Melissa Dimitroff | Veteran | 54 | F | 48:19.1 | 1+1=2 |
| 14 | 69 | Irene Kerber | Master | 34 | F | 49:50.5 | 0+0=0 |
| 15 | 55 | Kimberly Baird | Senior Master | 45 | F | 53:37.1 | 2+0=2 |

Novice Female - Master

| Place (adjusted) | Bib | Racer name | Category | Age | Gender | Adjusted time | Penalty |
|---------------------|-----|--------------|----------|-----|--------|---------------|---------|
| 1 | 69 | Irene Kerber | Master | 34 | F | 49:50.5 | 0+0=0 |

Novice Female - Senior

| Place (adjusted) | Bib | Racer name | Category | Age | Gender | Adjusted time | Penalty |
|---------------------|-----|--------------|----------|-----|--------|---------------|---------|
| 1 | 75 | Kate Mulcahy | Senior | 24 | F | 31:41.1 | 2+3=5 |

Novice Female - Senior Master

| Place (adjusted) | Bib | Racer name | Category | Age | Gender | Adjusted time | Penalty |
|---------------------|-----|------------|----------|-----|--------|---------------|---------|
|---------------------|-----|------------|----------|-----|--------|---------------|---------|

| | | | | | | | |
|---|----|----------------|---------------|----|---|---------|-------|
| 1 | 53 | Kari Chalstrom | Senior Master | 49 | F | 33:49.4 | 0+2=2 |
| 2 | 42 | Shelley Bolen | Senior Master | 47 | F | 33:59.3 | 2+1=3 |
| 3 | 73 | Susan Sall | Senior Master | 47 | F | 35:58.9 | 0+0=0 |
| 4 | 59 | Susan Feland | Senior Master | 48 | F | 38:56.3 | 3+2=5 |
| 5 | 55 | Kimberly Baird | Senior Master | 45 | F | 53:37.1 | 2+0=2 |

Novice Female - U12

| Place (adjusted) | Bib | Racer name | Category | Age | Gender | Adjusted time | Penalty |
|---------------------|-----|---------------------|----------|-----|--------|---------------|---------|
| 1 | 54 | Riordan "Rio" Brown | U12 | 11 | F | 48:04.4 | 0+2=2 |

Novice Female - U16

| Place (adjusted) | Bib | Racer name | Category | Age | Gender | Adjusted time | Penalty |
|---------------------|-----|---------------|----------|-----|--------|---------------|---------|
| 1 | 49 | Zandra Feland | U16 | 15 | F | 34:45.0 | 2+1=3 |
| 2 | 70 | Anna Feland | U16 | 14 | F | 34:45.2 | 0+0=0 |
| 3 | 41 | Tailor Knight | U16 | 14 | F | 35:12.1 | 3+1=4 |
| 4 | 68 | Nina Bolen | U16 | 14 | F | 35:30.0 | 0+0=0 |

Novice Female - Veteran

| Place (adjusted) | Bib | Racer name | Category | Age | Gender | Adjusted time | Penalty |
|---------------------|-----|-------------------|----------|-----|--------|---------------|---------|
| 1 | 57 | Melissa Dimitroff | Veteran | 54 | F | 48:19.1 | 1+1=2 |

Novice Female - Youth

| Place (adjusted) | Bib | Racer name | Category | Age | Gender | Adjusted time | Penalty |
|---------------------|-----|-------------------|----------|-----|--------|---------------|---------|
| 1 | 60 | Emma Lawson | Youth | 16 | F | 38:07.0 | 1+1=2 |
| 2 | 72 | Caroline Sandberg | Youth | | F | 40:46.3 | 2+2=4 |

Novice Male - Overall

| Place (adjusted) | Bib | Racer name | Category | Age | Gender | Adjusted time | Penalty |
|---------------------|-----|------------------|----------|-----|--------|---------------|---------|
| 1 | 71 | Matt Seline | U16 | | M | 26:12.0 | 1+3=4 |
| 2 | 47 | Grady Boger | Youth | 16 | M | 29:29.1 | 0+2=2 |
| 3 | 6 | Etienne Bordes | Youth | 17 | M | 30:02.9 | 1+4=5 |
| 4 | 76 | Nikolas Burkhart | Youth | 18 | M | 30:05.4 | 1+4=5 |
| 5 | 66 | Jack Loughan | Youth | 17 | M | 30:35.4 | 1+0=1 |
| 6 | 63 | Elias Boger | U14 | 12 | M | 31:10.2 | 0+1=1 |
| 7 | 43 | Ty Chapman | U14 | 13 | M | 32:19.0 | 0+0=0 |
| 8 | 45 | Cameron Tatara | U14 | 13 | M | 32:47.5 | 3+0=3 |
| 9 | 67 | Beck Marshall | Youth | 16 | M | 33:54.4 | 1+0=1 |
| 10 | 61 | Leyton Roberts | U14 | 13 | M | 34:01.2 | 1+1=2 |
| 11 | 58 | Finn Mulholland | U14 | 12 | M | 34:45.4 | 0+4=4 |

| | | | | | | | |
|----|----|----------------|-------------------|----|---|---------|-------|
| 12 | 65 | Eberle Schultz | U14 | 13 | M | 35:17.6 | 0+2=2 |
| 13 | 50 | Hideto Hara | U14 | 13 | M | 35:30.8 | 2+2=4 |
| 14 | 62 | Joachim Tucker | U14 | 13 | M | 37:52.6 | 2+0=2 |
| 15 | 74 | Eli Cavanaugh | U16 | 15 | M | 40:32.2 | 4+0=4 |
| 16 | 64 | Mark Thomas | Senior Veteran | 61 | M | 41:49.6 | 1+0=1 |
| 17 | 56 | Pierce Bolen | U12 | 11 | M | 43:28.3 | 2+1=3 |
| 18 | 44 | George Crezee | Senior Veteran | 69 | M | 44:41.2 | 0+1=1 |
| 19 | 52 | Larry Morris | Senior Veteran II | 79 | M | 54:03.6 | 0+1=1 |

Novice Male - Senior Veteran

| Place (adjusted) | Bib | Racer name | Category | Age | Gender | Adjusted time | Penalty |
|------------------|-----|---------------|----------------|-----|--------|---------------|---------|
| 1 | 64 | Mark Thomas | Senior Veteran | 61 | M | 41:49.6 | 1+0=1 |
| 2 | 44 | George Crezee | Senior Veteran | 69 | M | 44:41.2 | 0+1=1 |

Novice Male - Senior Veteran II

| Place (adjusted) | Bib | Racer name | Category | Age | Gender | Adjusted time | Penalty |
|------------------|-----|--------------|-------------------|-----|--------|---------------|---------|
| 1 | 52 | Larry Morris | Senior Veteran II | 79 | M | 54:03.6 | 0+1=1 |

Novice Male - U12

| Place (adjusted) | Bib | Racer name | Category | Age | Gender | Adjusted time | Penalty |
|------------------|-----|--------------|----------|-----|--------|---------------|---------|
| 1 | 56 | Pierce Bolen | U12 | 11 | M | 43:28.3 | 2+1=3 |

Novice Male - U14

| Place (adjusted) | Bib | Racer name | Category | Age | Gender | Adjusted time | Penalty |
|------------------|-----|-----------------|----------|-----|--------|---------------|---------|
| 1 | 63 | Elias Boger | U14 | 12 | M | 31:10.2 | 0+1=1 |
| 2 | 43 | Ty Chapman | U14 | 13 | M | 32:19.0 | 0+0=0 |
| 3 | 45 | Cameron Tatara | U14 | 13 | M | 32:47.5 | 3+0=3 |
| 4 | 61 | Leyton Roberts | U14 | 13 | M | 34:01.2 | 1+1=2 |
| 5 | 58 | Finn Mulholland | U14 | 12 | M | 34:45.4 | 0+4=4 |
| 6 | 65 | Eberle Schultz | U14 | 13 | M | 35:17.6 | 0+2=2 |
| 7 | 50 | Hideto Hara | U14 | 13 | M | 35:30.8 | 2+2=4 |
| 8 | 62 | Joachim Tucker | U14 | 13 | M | 37:52.6 | 2+0=2 |

Novice Male - U16

| Place (adjusted) | Bib | Racer name | Category | Age | Gender | Adjusted time | Penalty |
|------------------|-----|---------------|----------|-----|--------|---------------|---------|
| 1 | 71 | Matt Seline | U16 | | M | 26:12.0 | 1+3=4 |
| 2 | 74 | Eli Cavanaugh | U16 | 15 | M | 40:32.2 | 4+0=4 |

Novice Male - Youth

| Place (adjusted) | Bib | Racer name | Category | Age | Gender | Adjusted time | Penalty |
|------------------|-----|------------------|----------|-----|--------|---------------|---------|
| 1 | 47 | Grady Boger | Youth | 16 | M | 29:29.1 | 0+2=2 |
| 2 | 6 | Etienne Bordes | Youth | 17 | M | 30:02.9 | 1+4=5 |
| 3 | 76 | Nikolas Burkhart | Youth | 18 | M | 30:05.4 | 1+4=5 |
| 4 | 66 | Jack Loughan | Youth | 17 | M | 30:35.4 | 1+0=1 |
| 5 | 67 | Beck Marshall | Youth | 16 | M | 33:54.4 | 1+0=1 |

Youth - Overall

| Place (adjusted) | Bib | Racer name | Category | Age | Gender | Adjusted time | Penalty |
|------------------|-----|-------------------|----------|-----|--------|---------------|---------|
| 1 | 86 | Jillian Chalstrom | U12 | 11 | F | 15:08.6 | 0+0=0 |
| 2 | 85 | Ryden Burke | U12 | 10 | M | 16:35.8 | 4+0=4 |
| 3 | 92 | Oscar Wettermark | U12 | 11 | M | 16:59.6 | 0+3=3 |
| 4 | 94 | Chloe Mitchell | U12 | 11 | F | 17:56.4 | 0+2=2 |
| 5 | 93 | Oona Davis | U12 | 11 | F | 18:15.1 | 0+2=2 |
| 6 | 89 | Chang-Min Kung | U14 | 13 | F | 18:20.7 | 2+2=4 |
| 7 | 91 | Charlotte Derrick | U14 | 12 | F | 19:17.3 | 3+1=4 |
| 8 | 83 | Brady Lynch | U12 | 10 | M | 19:41.5 | 0+1=1 |
| 9 | 87 | Sage Worster | U12 | 11 | M | 19:55.2 | 5+3=8 |
| 10 | 82 | Carter Knight | U12 | 10 | M | 20:39.8 | 2+1=3 |
| 11 | 84 | Aurora Derrick | U12 | 10 | F | 21:47.6 | 0+2=2 |
| 12 | 81 | Kenzo Wettermark | U8 | 7 | M | 25:41.2 | 3+4=7 |

Youth Female - Overall

| Place (adjusted) | Bib | Racer name | Category | Age | Gender | Adjusted time | Penalty |
|------------------|-----|-------------------|----------|-----|--------|---------------|---------|
| 1 | 86 | Jillian Chalstrom | U12 | 11 | F | 15:08.6 | 0+0=0 |
| 2 | 94 | Chloe Mitchell | U12 | 11 | F | 17:56.4 | 0+2=2 |
| 3 | 93 | Oona Davis | U12 | 11 | F | 18:15.1 | 0+2=2 |
| 4 | 89 | Chang-Min Kung | U14 | 13 | F | 18:20.7 | 2+2=4 |
| 5 | 91 | Charlotte Derrick | U14 | 12 | F | 19:17.3 | 3+1=4 |
| 6 | 84 | Aurora Derrick | U12 | 10 | F | 21:47.6 | 0+2=2 |



Youth Female - U12

| Place (adjusted) | Bib | Racer name | Category | Age | Gender | Adjusted time | Penalty |
|------------------|-----|-------------------|----------|-----|--------|---------------|---------|
| 1 | 86 | Jillian Chalstrom | U12 | 11 | F | 15:08.6 | 0+0=0 |
| 2 | 94 | Chloe Mitchell | U12 | 11 | F | 17:56.4 | 0+2=2 |
| 3 | 93 | Oona Davis | U12 | 11 | F | 18:15.1 | 0+2=2 |
| 4 | 84 | Aurora Derrick | U12 | 10 | F | 21:47.6 | 0+2=2 |



Youth Female - U14

| Place (adjusted) | Bib | Racer name | Category | Age | Gender | Adjusted time  | Penalty  |
|---------------------|-----|-------------------|----------|-----|--------|---|---|
| 1 | 89 | Chang-Min Kung | U14 | 13 | F | 18:20.7 | 2+2=4 |
| 2 | 91 | Charlotte Derrick | U14 | 12 | F | 19:17.3 | 3+1=4 |

Youth Male - Overall

| Place (adjusted) | Bib | Racer name | Category | Age | Gender | Adjusted time  | Penalty  |
|---------------------|-----|------------------|----------|-----|--------|---|---|
| 1 | 85 | Ryden Burke | U12 | 10 | M | 16:35.8 | 4+0=4 |
| 2 | 92 | Oscar Wettermark | U12 | 11 | M | 16:59.6 | 0+3=3 |
| 3 | 83 | Brady Lynch | U12 | 10 | M | 19:41.5 | 0+1=1 |
| 4 | 87 | Sage Worster | U12 | 11 | M | 19:55.2 | 5+3=8 |
| 5 | 82 | Carter Knight | U12 | 10 | M | 20:39.8 | 2+1=3 |
| 6 | 81 | Kenzo Wettermark | U8 | 7 | M | 25:41.2 | 3+4=7 |

Youth Male - U12

| Place (adjusted) | Bib | Racer name | Category | Age | Gender | Adjusted time  | Penalty  |
|---------------------|-----|------------------|----------|-----|--------|---|---|
| 1 | 85 | Ryden Burke | U12 | 10 | M | 16:35.8 | 4+0=4 |
| 2 | 92 | Oscar Wettermark | U12 | 11 | M | 16:59.6 | 0+3=3 |
| 3 | 83 | Brady Lynch | U12 | 10 | M | 19:41.5 | 0+1=1 |
| 4 | 87 | Sage Worster | U12 | 11 | M | 19:55.2 | 5+3=8 |
| 5 | 82 | Carter Knight | U12 | 10 | M | 20:39.8 | 2+1=3 |

Youth Male - U8

| Place (adjusted) | Bib | Racer name | Category | Age | Gender | Adjusted time  | Penalty  |
|---------------------|-----|------------------|----------|-----|--------|---|---|
| 1 | 81 | Kenzo Wettermark | U8 | 7 | M | 25:41.2 | 3+4=7 |