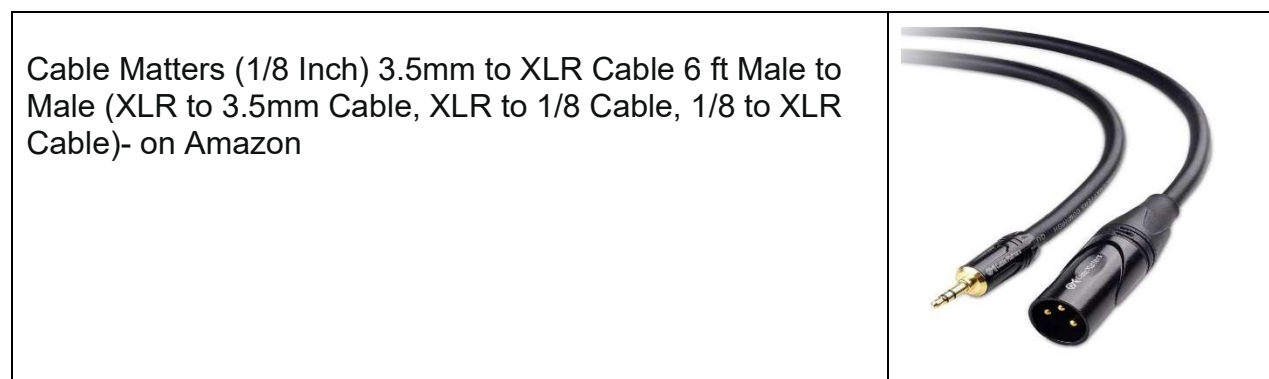
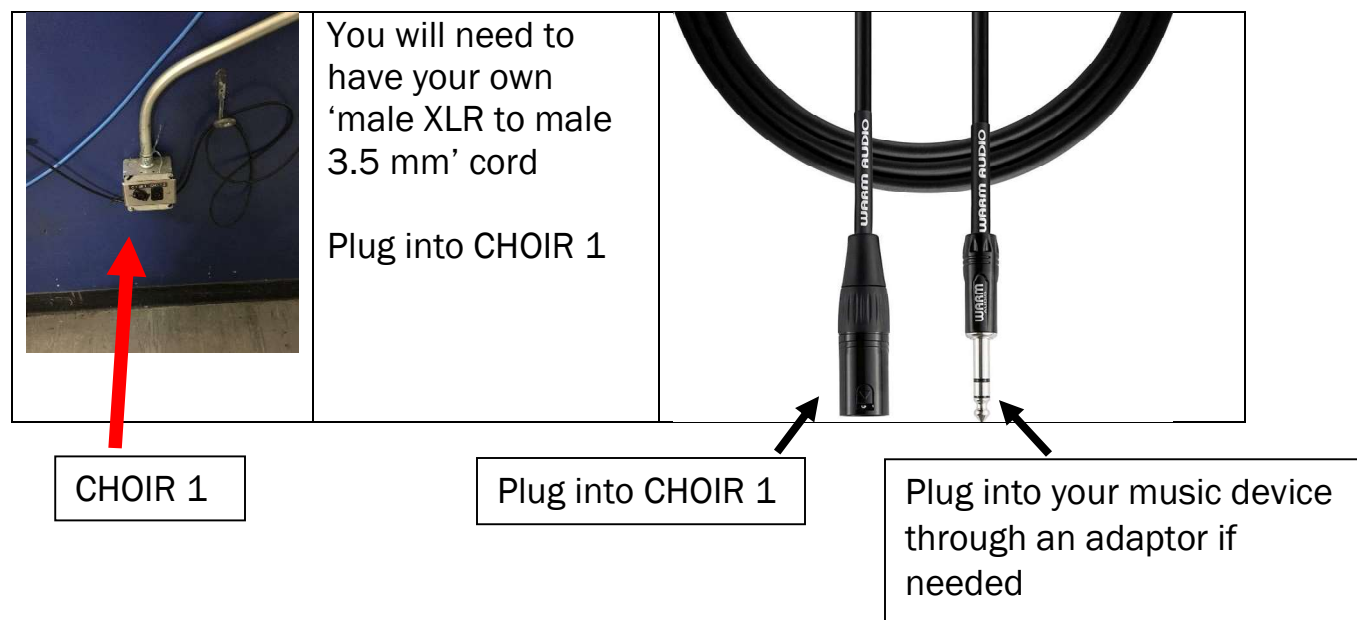


HOW TO PLAY MUSIC ON THE NHL RINK

There are two options. Option 1 is remote to the scorer's table and Option 2 is at the scorer's table. In both options, your music is best played via an iPhone or similar device. You will need to provide your own cords, adaptors, and music device.

OPTION 1

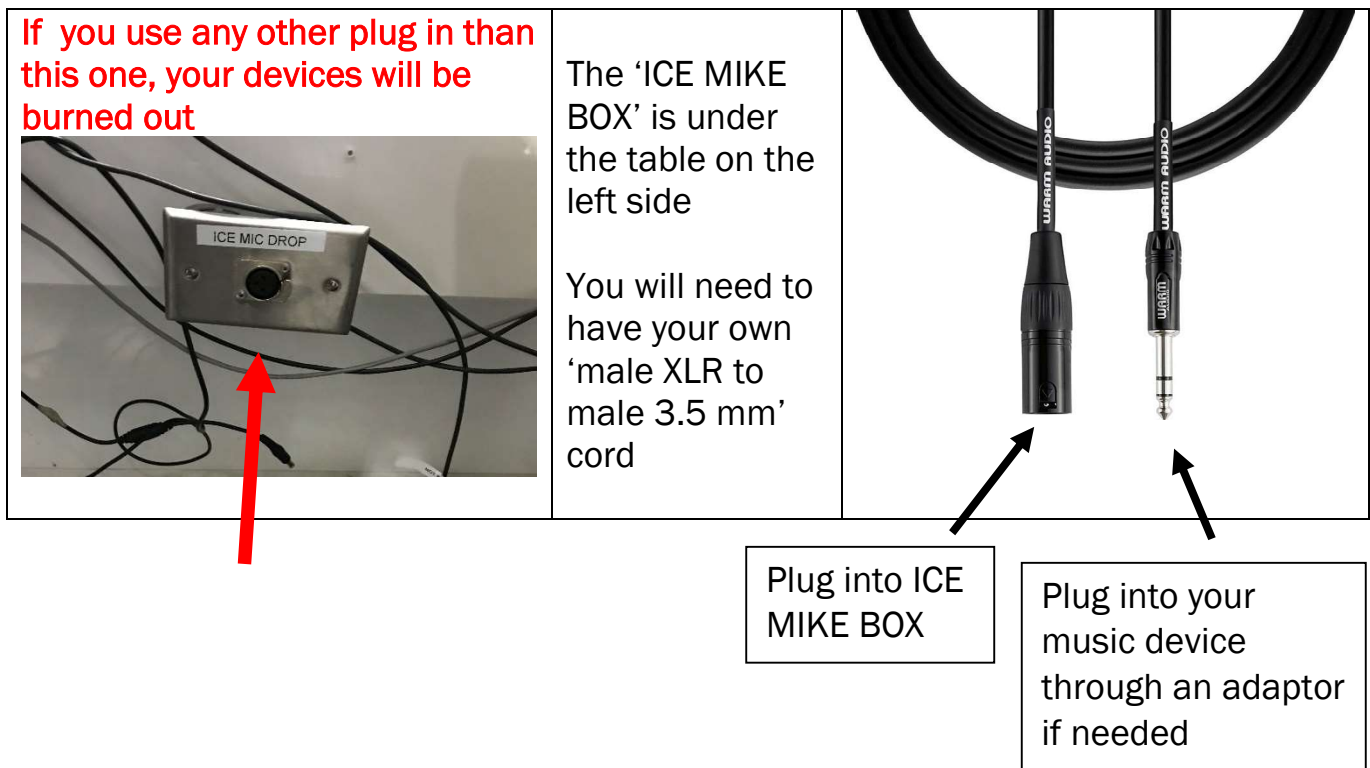

In this option, a person in the stands controls the music. In the downstairs hall near Section 111 (on the opposite wall to the entrance to Compuware Room #1) there is a wall plug. The individual playing the music can sit in Section 111 near the glass.



If you are experiencing any issues, you can contact Mike Sikora or Josh McAfee in the Arena main office

OPTION 2

In this option, a person at the scorer's table controls the music.



If you are experiencing any issues, you can contact Mike Sikora or Josh McAfee in the Arena main office


HOW TO PLAY MUSIC ON THE OLYMPIC RINK

If you desire to play music during a game, you must first obtain the needed parts from the Arena main office by contacting Josh McAfee or Mike Sikora

You will need to have your own music source i.e. an I phone or similar device



Scorer's table on the Olympic sheet



Power
strip


Mike 1

Mike 1 box



Use only the lower
left plug

YOU NEED NOT ADJUST ANY OF THE KNOBS ON THE MIXER AS THEY ARE ALREADY MAXIMIZED FOR OPTIMUM USE



Plug in to Mike 1
Lower left under
the scorer's table

Plug into your
music device
through an
adaptor if needed

Plug into 110
outlet strip on the
scorer's table

If you are experiencing any issues, you can contact Mike Sikora or Josh McAfee in the Arena main office