

Age Groups - TriClub Results
1.- Total Tri Training (29517 points)

Start #	Athlete	AG	Country				Time	AGR
1	121 Lucy Mapp	F30-34	- GBR		02:40:35	01:22:11	04:05:24	3500
2	183 Frances Recchia	F50-54	- GBR		02:52:44	01:54:28	04:52:40	3358
3	117 Andy Mault	M45-49	- GBR		02:31:40	01:41:53	04:17:22	3274
4	179 Dan Mason	M45-49	- GBR		02:43:03	01:41:49	04:28:45	3069
5	184 Thibaut Rouffineau	M45-49	- FRA		03:00:59	01:29:37	04:35:22	2950
6	181 Amie Buttle	F25-29	- GBR		02:50:28	01:47:43	04:42:33	2822
7	182 Mark Hadfield	M55-59	- GBR		02:53:35	01:55:07	04:54:41	2702
8	190 Miroslav Voitkevich	M30-34	- GBR		02:40:50	01:52:04	04:36:10	2443
9	186 Dawn Sandall	F40-44	- GBR		03:21:54	02:26:56	05:56:05	1826
10	188 Andy Rutledge	M40-44	- GBR		03:34:43	02:10:22	05:48:56	1463
11	185 Darren Starnes	M40-44	- GBR		03:54:47	02:00:32	06:06:59	1139
12	180 Steven Hall-Clench	M35-39	- GBR		03:24:19	02:29:19	06:00:02	971

2.- Royal Navy Triathlon (28448 points)

Start #	Athlete	AG	Country				Time	AGR
1	222 Stuart Lee Martin	M60-64	- GBR		02:48:32	01:41:06	04:33:33	3500
2	213 Darren Lunn	M40-44	- GBR		02:40:58	01:31:15	04:14:48	3158
3	220 Conrad Young	M30-34	- GBR		02:39:57	01:24:27	04:08:19	2945
4	212 Alexander Miles	M40-44	- GBR		02:43:49	01:43:24	04:32:14	2844
5	210 Grant Noble	M50-54	- GBR		02:39:53	01:47:00	04:30:56	2785
6	219 Michael Robinson	M35-39	- GBR		02:50:08	01:49:13	04:43:40	2346
7	221 Gareth Booker	M40-44	- GBR		03:05:54	02:00:20	05:11:44	2133
8	211 Paul Farthing	M50-54	- GBR		03:07:08	02:03:57	05:16:52	1958
9	217 Chris Chew	M35-39	- GBR		03:03:49	01:57:29	05:08:18	1902
10	215 Steve Wilsmore	M35-39	- GBR		03:03:25	02:08:40	05:16:11	1760
11	216 Frank Budden	M25-29	- GBR		03:25:51	01:55:17	05:26:49	1616
12	214 Michael Thomson	M50-54	- GBR		03:15:52	02:20:06	05:42:15	1501

3.- Myprocoach (26965 points)

Start #	Athlete	AG	Country				Time	AGR
1	201 Peter Stafford	M45-49	- NZL		02:32:46	01:29:03	04:04:49	3500
2	199 Jason Bolger	M40-44	- GBR		02:53:18	01:47:46	04:45:00	2614
3	197 Ryan Phillips	M40-44	- BWA		02:54:41	01:51:34	04:52:48	2474
4	206 Russell Cope	M40-44	- GBR		02:55:01	01:59:22	04:59:44	2349
5	204 Adam Couch	M40-44	- GBR		03:05:39	01:56:01	05:07:34	2208
6	205 Luke Burrows	M30-34	- GBR		03:02:28	01:44:57	04:51:51	2161
7	200 Lee Williams	M30-34	- GBR		02:57:30	01:54:20	04:57:10	2065
8	195 Adam Whitehead	M35-39	- GBR		02:54:45	02:02:08	04:59:52	2054
9	196 Joe White	M30-34	- GBR		03:00:54	01:57:40	05:03:33	1950
10	207 Andrew Judd	M30-34	- GBR		03:07:15	02:09:34	05:19:58	1655
11	203 Archie Sykes	M18-24	- GBR		03:13:48	02:04:29	05:29:44	1560
12	198 Andrew Davey	M25-29	- GBR		03:23:57	02:15:36	05:45:59	1271
13	202 Toni Byrne-Price	M35-39	- GBR		03:29:38	02:13:43	05:52:38	1104

Age Groups - TriClub Results
4.- 9 Endurance Tri Club (25780 points)

Start #	Athlete	AG	Country				Time	AGR
1	1379 William John Newbery	M45-49	- GBR		02:36:10	01:28:00	04:06:51	3463
2	1373 Ben Jenkins	M45-49	- GBR		02:35:48	01:32:10	04:11:29	3380
3	134 Teddy Ward	M18-24	- GBR		02:17:12	01:31:04	03:50:35	3345
4	716 Sean Ward	M55-59	- GBR		02:39:35	01:42:00	04:25:42	3224
5	1918 David Wood	M45-49	- GBR		02:50:58	01:30:33	04:25:45	3123
6	2352 Matthew Nabney	M30-34	- GBR		02:39:05	01:33:52	04:16:12	2803
7	1488 James Hepworth	M45-49	- GBR		02:53:43	02:17:08	05:16:24	2211
8	1180 Russel How	M45-49	- GBR		03:08:11	02:03:31	05:20:51	2131
9	1848 David Lillywhite	M35-39	- GBR		02:59:03	01:53:36	04:57:19	2100

5.- Real Fitness Race Team (22560 points)

Start #	Athlete	AG	Country				Time	AGR
1	141 Ben Fairclough	M40-44	- GBR		02:27:23	01:24:33	03:55:49	3500
2	971 Adam Fowkes	M40-44	- GBR		02:22:41	01:31:48	03:57:22	3472
3	138 Dean Kirkham	M50-54	- GBR		02:27:27	01:24:12	03:54:43	3437
4	1421 Jon Wilkinson	M60-64	- GBR		02:41:53	01:58:40	04:45:02	3293
5	626 John Crossland	M45-49	- GBR		02:32:16	01:51:15	04:29:01	3064
6	1027 Steve Clift	M50-54	- GBR		02:36:21	01:40:26	04:21:07	2961
7	661 Kevin Geer	M55-59	- GBR		02:55:42	01:45:09	04:47:24	2833

6.- Bustinskin Triathlon Club (21023 points)

Start #	Athlete	AG	Country				Time	AGR
1	1777 Ella Johnston	F18-24	- GBR		03:12:26	01:42:03	04:57:33	2929
2	1059 Lee Chalk	M35-39	- GBR		02:46:25	01:47:11	04:39:04	2429
3	425 Sam Pink	M18-24	- GBR		02:57:47	01:51:07	04:53:14	2217
4	272 Joe Ray	M18-24	- GBR		03:00:35	01:56:35	05:01:02	2077
5	268 Maria Lochrie-Sargent	F30-34	- GBR		03:14:46	02:09:24	05:28:30	2004
6	523 Dan Murphy	M50-54	- GBR		02:49:39	02:26:45	05:22:08	1863
7	1567 Michael Smith	M60-64	- GBR		03:41:17	02:12:12	06:06:09	1833
8	342 Gregg Bayliss	M45-49	- GBR		03:32:30	02:02:06	05:40:54	1770
9	1685 Simon Crouch	M35-39	- GBR		03:15:18	01:56:58	05:21:12	1670
10	343 Glen Hall	M35-39	- GBR		03:32:42	02:02:06	05:40:54	1316
11	273 Rebecca Mussenden	F30-34	- GBR		03:42:28	02:34:38	06:28:58	915











7.- Team Nft (19550 points)

Start #	Athlete	AG	Country				Time	AGR
1	825 Kyle Blackmore	M30-34	- GBR		02:16:02	01:26:56	03:46:01	3346
2	1060 Rhodri Workman	M25-29	- GBR		02:40:00	01:28:37	04:11:19	2975
3	1742 Joel Knott	M30-34	- GBR		02:44:40	01:38:04	04:25:49	2630
4	955 Catrin Ford	F35-39	- GBR		03:20:17	02:03:31	05:29:14	2574
5	575 James Mcgrath	M30-34	- GBR		02:31:26	02:01:18	04:35:52	2449
6	1130 Christopher (Budgie) Burgess	M35-39	- GBR		02:54:52	01:48:09	04:48:55	2251
7	849 Gemma Rowland	F30-34	- GBR		03:21:51	02:03:52	05:32:53	1925















Age Groups - TriClub Results
7.- Team Nft (19550 points)

Start #	Athlete	AG	Country				Time	AGR
8	1310 Ellie Morgan	F25-29	 - GBR		03:59:11	02:42:20	06:50:14	700
9	1317 Gary Morgan	M55-59	 - GBR		03:59:12	02:42:24	06:50:15	700










8.- Tb-Triathlon (17848 points)

Start #	Athlete	AG	Country				Time	AGR
1	109 Jasper Hall	M25-29	 - GBR		02:29:36	01:24:21	03:56:37	3239
2	143 Micah Garland Ridding	M50-54	 - GBR		02:35:59	01:42:44	04:24:42	2897
3	1235 Craig Tokeley	M40-44	 - GBR		02:46:35	01:47:56	04:38:41	2728
4	130 Simon Woodfield	M50-54	 - GBR		02:46:26	01:44:39	04:34:30	2720
5	1261 Calum Gorman	M25-29	 - GBR		02:42:39	01:39:53	04:27:58	2675
6	678 Grant Cunningham	M35-39	 - GBR		03:02:57	02:02:23	05:10:31	1862
7	938 Chris Hall	M35-39	 - GBR		03:03:52	02:10:20	05:18:03	1727









9.- Porthcawl Triathlon Club (17369 points)

Start #	Athlete	AG	Country				Time	AGR
1	103 Aaron Nicholas	M25-29	 - GBR		02:36:46	01:33:30	04:13:19	2939
2	164 Ben Johnson	M35-39	 - GBR		02:35:11	01:42:51	04:21:15	2749
3	1210 Rebecca John	F30-34	 - GBR		03:00:41	01:45:07	04:49:41	2702
4	1400 Jonathan Cosson	M45-49	 - GBR		02:57:01	02:05:29	05:10:22	2320
5	565 Mark James	M55-59	 - GBR		03:27:00	02:25:08	06:03:59	1455
6	494 Chris Bluck	M50-54	 - GBR		03:14:34	02:38:00	05:58:55	1201
7	2095 Nick Dutton	M50-54	 - GBR		03:43:30	02:09:42	06:04:27	1101
8	317 Nicola Griffiths	F45-49	 - GBR		03:58:53	02:45:03	06:51:29	802
9	605 Dean Evans	M40-44	 - GBR		03:22:53	03:02:29	06:32:33	700
10	1016 Tim White	M35-39	 - GBR		03:48:30	02:59:42	06:54:28	700
11	840 Andrew Schmitt	M35-39	 - GBR		03:40:06	03:06:38	06:55:08	700








10.- Rás Endurance (16360 points)

Start #	Athlete	AG	Country				Time	AGR
1	145 Cameron Craik	M25-29	 - GBR		02:19:25	01:20:17	03:42:09	3500
2	132 Jordan Clarke	M25-29	 - GBR		02:30:04	01:26:42	03:59:16	3191
3	1383 Scott Askew	M50-54	 - GBR		02:37:41	01:47:08	04:29:21	2813
4	674 Abbie Sims	F25-29	 - GBR		03:02:36	01:59:56	05:08:58	2347
5	2223 Simon Jones	M35-39	 - GBR		02:36:30	02:05:34	04:46:18	2298
6	1371 Dean Harris	M50-54	 - GBR		02:55:00	01:59:54	05:02:47	2211










11.- Swansea Vale Tri (16006 points)

Start #	Athlete	AG	Country				Time	AGR
1	1822 Dean Matthews	M45-49	 - GBR		03:05:09	01:53:10	05:03:23	2445
2	980 Jack Arnold	M35-39	 - GBR		02:45:05	01:52:49	04:42:15	2371
3	1063 Tom Brewer	M40-44	 - GBR		03:06:16	01:53:15	05:06:55	2220
4	758 Simon Phillips	M45-49	 - GBR		02:58:32	02:13:47	05:19:43	2151
5	799 Ian Hall	M40-44	 - GBR		03:20:53	01:59:34	05:27:13	1854









Age Groups - TriClub Results
11.- Swansea Vale Tri (16006 points)

Start #	Athlete	AG	Country				Time	AGR
6	1654 Craig Middleton	M30-34	 - ZAF		03:03:58	02:02:46	05:12:28	1790
7	965 Robby Stephens	M30-34	 - GBR		03:04:55	01:57:35	05:13:19	1775
8	2181 Chris Hall	M50-54	 - GBR		03:54:22	02:51:17	06:50:41	700
9	708 Luke Threlfall	M30-34	 - GBR		04:13:57	02:46:04	07:05:51	700




12.- Frome Tri Club (15321 points)

Start #	Athlete	AG	Country				Time	AGR
1	1769 Diane Hier	F60-64	 - GBR		03:16:30	01:51:56	05:11:53	3500
2	471 Lizzie Wilkinson	F40-44	 - GBR		02:49:46	01:52:59	04:47:31	3060
3	1906 Daniel Crocker	M18-24	 - GBR		02:33:12	01:41:44	04:17:53	2854
4	1250 Warren Allison	M40-44	 - GBR		03:04:40	02:10:20	05:19:35	1992
5	501 Mike Tubb	M45-49	 - GBR		03:17:23	02:02:47	05:29:31	1975
6	506 Julian Lloyd	M55-59	 - GBR		03:10:54	02:16:34	05:37:03	1940









13.- South Coast Sharks (15019 points)

Start #	Athlete	AG	Country				Time	AGR
1	266 Abigail Barnes	F18-24	 - GBR		02:49:24	01:49:00	04:41:28	3219
2	696 Chris May	M45-49	 - GBR		02:37:12	01:44:46	04:25:28	3128
3	953 Mathew White	M35-39	 - GBR		02:27:22	01:31:48	04:02:10	3093
4	373 Tom Carter	M35-39	 - GBR		02:30:18	01:30:11	04:08:35	2977
5	607 Martin Smith	M50-54	 - GBR		02:52:15	01:44:09	04:41:06	2602




14.- Ful-On Tri (12867 points)

Start #	Athlete	AG	Country				Time	AGR
1	1836 Mattia Gobbo	M30-34	 - ITA		02:37:04	01:30:04	04:09:45	2919
2	1219 Sean Blake	M30-34	 - GBR		02:33:10	01:35:41	04:11:50	2881
3	1067 Tom Jenkins	M30-34	 - GBR		02:44:32	01:47:57	04:35:48	2450
4	2342 Helen Fagan	F35-39	 - GBR		03:40:32	01:51:52	05:37:04	2433
5	384 Pierpaolo Sidoti	M35-39	 - ITA		02:48:07	01:55:51	04:52:39	2184

15.- Kingswood Tri Club (12707 points)

Start #	Athlete	AG	Country				Time	AGR
1	128 Stuart New	M40-44	 - GBR		02:28:58	01:26:24	03:57:41	3466
2	137 Shaun Paddison	M50-54	 - GBR		02:50:44	01:49:37	04:43:41	2555
3	557 Jeremy Tiley	M50-54	 - GBR		02:48:28	01:52:58	04:46:32	2504
4	1384 Eric Downey	M55-59	 - GBR		03:03:53	02:16:34	05:25:02	2156
5	563 Ian Kitson	M50-54	 - GBR		03:00:16	02:08:33	05:13:06	2026









16.- Endurance Hub Tri Team (11896 points)

Start #	Athlete	AG	Country				Time	AGR
1	135 Harry De Blaby	M25-29	 - GBR		02:29:10	01:20:12	03:52:37	3311
2	116 Shane Castle	M40-44	 - ZAF		02:34:56	01:37:23	04:16:06	3134
3	1999 Ed Grace	M30-34	 - GBR		02:39:46	01:34:52	04:19:09	2750









Age Groups - TriClub Results
16.- Endurance Hub Tri Team (11896 points)

Start #	Athlete	AG	Country				Time	AGR
4	168 Lee Clare	M35-39	 - GBR		02:35:47	01:44:14	04:23:56	2701








17.- Clapham Chasers (11747 points)

Start #	Athlete	AG	Country				Time	AGR
1	1629 Ben Pickford	M25-29	 - GBR		02:50:25	01:30:01	04:25:37	2717
2	2178 David Blondell	M45-49	 - NZL		02:48:20	01:55:05	04:49:51	2689
3	1763 Claire Macalister Hall	F30-34	 - GBR		03:04:22	01:52:53	05:01:38	2487
4	1173 Lorenzo Di Gennaro	M50-54	 - ITA		03:07:28	01:57:50	05:14:56	1993
5	1924 George Woodfield	M35-39	 - GBR		03:07:56	01:57:00	05:10:37	1861








18.- Newt (10849 points)

Start #	Athlete	AG	Country				Time	AGR
1	1683 Dan Whaites	M35-39	 - GBR		02:43:10	01:33:24	04:19:37	2779
2	2078 Rhodri Codd	M40-44	 - GBR		02:50:01	01:54:21	04:49:06	2540
3	2245 Mark Collins	M50-54	 - GBR		02:55:35	01:44:58	04:49:20	2453
4	460 Rhys Lane	M25-29	 - GBR		02:51:41	01:44:35	04:44:31	2377
5	1258 Desmond Jones	M50-54	 - GBR		03:55:53	02:41:22	06:46:11	700


19.- Bad Tri (10706 points)

Start #	Athlete	AG	Country				Time	AGR
1	2135 Matt Colclough	M45-49	 - GBR		02:33:37	01:39:08	04:17:59	3263
2	2248 Oliver Taylor	M18-24	 - GBR		02:32:59	01:35:51	04:12:07	2957
3	1183 Penny Guess	F25-29	 - GBR		02:56:22	01:38:58	04:40:37	2857
4	2043 Erik Dirdal	M50-54	 - GBR		03:14:06	02:14:27	05:35:09	1629

20.- Army Triathlon Association (10245 points)

Start #	Athlete	AG	Country				Time	AGR
1	1453 Jenson Cozens	M18-24	 - GBR		02:32:42	01:29:39	04:05:15	3081
2	590 Jonathan Flynn	M45-49	 - GBR		02:58:31	01:54:19	04:59:13	2520
3	1628 Ben Harris	M30-34	 - GBR		02:43:17	01:52:21	04:40:46	2360
4	2011 Tru Stothard	M18-24	 - GBR		02:57:21	01:46:49	04:49:33	2284

21.- West Wales Fitness Coaching ~Teamwwfc (9576 points)

Start #	Athlete	AG	Country				Time	AGR
1	517 Nia Dunseath	F50-54	 - GBR		03:24:05	01:56:58	05:25:40	2764
2	2337 Johnathan Price	M18-24	 - GBR		02:43:38	01:38:03	04:24:09	2741
3	2023 Kate Whitton	F35-39	 - GBR		03:31:51	02:18:39	05:57:14	2070
4	568 Natalie Fulstow	F45-49	 - GBR		03:17:26	02:20:50	05:44:52	2001

22.- Brighton Tri Club (8773 points)

Start #	Athlete	AG	Country				Time	AGR
1	2125 Sara Leatherland	F50-54	 - GBR		03:05:10	01:57:45	05:08:15	3078
2	1674 Petr Hruska	M45-49	 - GBR		02:55:47	01:37:36	04:39:21	2878

Age Groups - TriClub Results
22.- Brighton Tri Club (8773 points)

Start #	Athlete	AG	Country				Time	AGR
3 368	Rolando Hutchinson	M45-49	- GBR		02:51:51	01:44:13	04:42:44	2817

23.- Precision Race Team (8653 points)

Start #	Athlete	AG	Country				Time	AGR
1 171	Matthew White	M50-54	- GBR		02:30:28	01:38:40	04:12:23	3119
2 1716	Urszula Donigiewicz	F35-39	- POL		03:07:44	01:58:50	05:11:29	2894
3 161	Jon Crofts	M55-59	- GBR		02:58:40	01:55:39	04:58:07	2640

24.- Rhondda Triathlon Club (8608 points)

Start #	Athlete	AG	Country				Time	AGR
1 417	James Peters	M35-39	- GBR		02:35:38	01:23:04	04:01:26	3106
2 383	Martin Davies	M50-54	- GBR		02:57:08	01:45:52	04:47:36	2485
3 504	Rob Clarke	M40-44	- GBR		03:15:34	02:14:30	05:38:31	1651
4 1775	Andrew Jones	M50-54	- GBR		03:20:53	02:20:36	05:49:44	1366

25.- Thames Turbo Triathlon Club (8565 points)

Start #	Athlete	AG	Country				Time	AGR
1 146	James Drake	M45-49	- GBR		02:35:48	01:34:21	04:16:09	3296
2 1529	Steven Hughes	M40-44	- GBR		02:40:54	01:37:56	04:22:15	3024
3 1527	Lewis Vanhinsbergh	M35-39	- GBR		02:59:18	01:44:30	04:49:15	2245

26.- Chippenham Triathlon Club (8512 points)

Start #	Athlete	AG	Country				Time	AGR
1 582	Mark Robson	M50-54	- GBR		02:37:17	01:31:58	04:12:25	3118
2 166	Lynsey Carpenter	F45-49	- GBR		02:53:06	01:52:01	04:49:15	3002
3 875	Paul Taylor	M50-54	- GBR		02:53:57	01:54:10	04:52:46	2392

27.- Tri Logic Cornwall (8498 points)

Start #	Athlete	AG	Country				Time	AGR
1 729	Eve Sealy	F25-29	- GBR		02:40:23	01:38:10	04:21:58	3193
2 1150	Larry Martin	M50-54	- GBR		02:40:59	01:41:20	04:26:27	2865
3 724	Michael Dowrick	M50-54	- GBR		02:55:24	01:48:58	04:50:06	2440

28.- Cd Performance (8484 points)

Start #	Athlete	AG	Country				Time	AGR
1 159	Darren Orchard	M50-54	- GBR		02:27:50	01:24:46	03:55:35	3421
2 803	Todd Whymark	M35-39	- GBR		02:41:25	01:29:49	04:15:12	2858
3 736	Nina Bond	F35-39	- GBR		03:24:29	02:17:50	05:49:45	2205

29.- Epsom Triathlon Club (8243 points)

Start #	Athlete	AG	Country				Time	AGR
1 2210	Justin Marshall	M40-44	- GBR		02:31:40	01:29:22	04:05:07	3332
2 1988	Karen Donald	F40-44	- GBR		03:08:29	02:03:33	05:18:29	2503

Age Groups - TriClub Results
29.- Epsom Triathlon Club (8243 points)

Start #	Athlete	AG	Country				Time	AGR
3 1986	Gemma Tredwell	F40-44	- GBR		03:19:56	01:57:35	05:23:46	2408

30.- Farnham Triathlon Club (7917 points)

Start #	Athlete	AG	Country				Time	AGR
1 1107	Paul Flattery	M35-39	- GBR		02:38:35	01:34:10	04:16:17	2839
2 1901	Michael Tarry	M40-44	- GBR		02:51:50	01:43:06	04:40:33	2694
3 1464	Clare Grindrod	F60-64	- GBR		03:49:15	02:17:23	06:13:53	2384

31.- Oxford Tri (7825 points)

Start #	Athlete	AG	Country				Time	AGR
1 2273	Matthew Lawrence	M50-54	- GBR		02:44:32	01:32:04	04:21:03	2963
2 1888	Belle Turner	F18-24	- GBR		03:11:05	02:07:57	05:23:20	2465
3 1163	Adam Higgs	M40-44	- GBR		03:02:59	01:44:21	04:57:03	2397

32.- Tricentraluk (7790 points)

Start #	Athlete	AG	Country				Time	AGR
1 572	Duncan Lee	M40-44	- GBR		02:41:27	01:47:10	04:33:13	2826
2 2259	Carl Powell	M35-39	- GBR		02:53:44	01:42:56	04:42:20	2370
3 513	David Myles Sutton	M25-29	- GBR		03:05:44	02:01:26	05:11:22	1894
4 344	Nic Ogden	M18-24	- GBR		03:56:37	02:18:46	06:22:51	700

33.- Black Country Triathletes (7592 points)

Start #	Athlete	AG	Country				Time	AGR
1 1821	Oliver Evans	M18-24	- GBR		02:50:16	01:29:30	04:23:39	2750
2 2308	Thomas Dauncey	M30-34	- GBR		03:10:03	01:45:20	05:03:25	1953
3 1548	Sheridan Mcwilliam	F25-29	- GBR		03:27:23	02:19:06	05:53:06	1552
4 1656	Chris Hancock	M50-54	- GBR		03:21:26	02:17:39	05:51:23	1337

34.- Evo Tri Club (7401 points)

Start #	Athlete	AG	Country				Time	AGR
1 1269	Steve Fell	M45-49	- GBR		02:35:37	01:33:58	04:12:48	3356
2 2265	Francisco Olcina Grande	M40-44	- ESP		03:06:28	01:55:30	05:11:27	2138
3 2128	Stephen Gilchrist	M40-44	- GBR		03:05:26	02:13:31	05:24:19	1907

35.- Tri Training Harder (7344 points)

Start #	Athlete	AG	Country				Time	AGR
1 173	Rebecca Fellows	F30-34	- GBR		03:01:21	01:38:11	04:44:22	2798
2 638	Milly Pelmore	F30-34	- GBR		03:08:46	01:53:43	05:06:36	2398
3 165	Stephen Pate	M50-54	- GBR		02:57:31	02:03:10	05:06:18	2148

36.- Team Zoot Europe (7184 points)

Start #	Athlete	AG	Country				Time	AGR
1 748	Georges Videau	M60-64	- FRA		02:57:13	01:41:40	04:45:20	3287

Age Groups - TriClub Results

36.- Team Zoot Europe (7184 points)

Start #	Athlete	AG	Country				Time	AGR
2 1526	Stephen Ripley	M50-54	- GBR		02:58:46	01:48:50	04:53:44	2374
3 395	Chris Armstrong	M40-44	- GBR		03:08:11	02:30:57	05:45:37	1523

37.- Windrush Triathlon Club (7181 points)

Start #	Athlete	AG	Country				Time	AGR
1 1579	Gesine Junker	F45-49	- DEU		02:48:41	01:39:19	04:32:48	3299
2 512	Matthew Brady	M25-29	- GBR		02:57:49	01:29:10	04:31:00	2620
3 2338	Sam Kelly	M30-34	- GBR		03:24:19	02:06:49	05:41:47	1262

38.- Grimsby Triathlon Club (7179 points)

Start #	Athlete	AG	Country				Time	AGR
1 450	Mike Helland	M60-64	- GBR		03:13:03	01:48:16	05:06:50	2900
2 464	Claire Jackson	F45-49	- GBR		03:14:20	02:14:45	05:33:40	2203
3 418	Sophie Pegg	F25-29	- GBR		03:39:18	02:16:58	06:02:52	1376
4 1790	Peter Cullum	M40-44	- GBR		04:09:05	03:07:02	07:24:59	700

39.- North Bristol Triathlon Club (7015 points)

Start #	Athlete	AG	Country				Time	AGR
1 996	Kate Matheson	F45-49	- GBR		03:16:36	01:57:04	05:22:14	2409
2 1005	Kirsty Bennett	F50-54	- GBR		03:20:00	02:25:39	05:50:44	2313
3 436	Sara Shahin	F35-39	- GBR		03:13:24	02:19:06	05:44:51	2293

40.- Hampstead Triathlon Club (6995 points)

Start #	Athlete	AG	Country				Time	AGR
1 1135	Scott Woods	M30-34	- GBR		02:32:28	01:39:20	04:15:35	2814

40.- Tri2O Triathlon Club (6995 points)

Start #	Athlete	AG	Country				Time	AGR
1 892	Philip Scott	M45-49	- GBR		02:51:34	01:54:03	04:52:56	2633

40.- Hampstead Triathlon Club (6995 points)

Start #	Athlete	AG	Country				Time	AGR
1 870	Luke Benjamin	M35-39	- GBR		02:57:38	01:38:12	04:41:47	2380

40.- Tri2O Triathlon Club (6995 points)

Start #	Athlete	AG	Country				Time	AGR
1 1699	Kevin Evely	M55-59	- GBR		03:03:42	02:15:11	05:25:34	2146

40.- Hampstead Triathlon Club (6995 points)

Start #	Athlete	AG	Country				Time	AGR
1 1171	Oliver Wood	M45-49	- GBR		03:09:36	02:05:08	05:39:11	1801

40.- Tri2O Triathlon Club (6995 points)

Age Groups - TriClub Results

Start #	Athlete	AG	Country				Time	AGR
1	1157 Rupert Waldron	M50-54	- GBR		03:08:41	02:24:27	05:41:24	1516
2	1841 Justin Watkins	M50-54	- GBR		03:47:05	02:36:26	06:32:48	700

42.- Swyd Tri Club (6973 points)

Start #	Athlete	AG	Country				Time	AGR
1	773 Wesley Pearson	M55-59	- GBR		02:55:47	02:23:01	05:26:41	2126
2	2144 Christian Hadfield	M50-54	- GBR		03:00:40	02:03:15	05:09:50	2084
3	2176 Billy Simpkins	M40-44	- GBR		03:19:05	02:22:28	05:51:08	1424
4	2153 Simon Webb	M50-54	- GBR		03:26:00	02:17:26	05:51:16	1339

43.- Tridubai (6854 points)

Start #	Athlete	AG	Country				Time	AGR
1	633 Paul Redding	M65-69	- GBR		03:00:37	02:16:37	05:21:14	3500
2	1303 Keith Irvine	M55-59	- GBR		03:09:07	02:09:00	05:22:57	2193
3	943 Thomas Plumtree	M18-24	- GBR		03:19:41	02:24:31	05:51:56	1161

44.- Chichester Westgate Triathlon Club (6749 points)

Start #	Athlete	AG	Country				Time	AGR
1	1052 Kevin Downey	M50-54	- GBR		02:42:45	02:07:55	04:57:14	2311
2	1342 Ben Newman	M50-54	- GBR		02:58:02	02:15:22	05:20:20	1895
3	982 Lisa Maynard	F55-59	- GBR		03:47:00	02:35:30	06:30:01	1482
4	1341 Kerry Newman	F45-49	- GBR		03:53:36	02:36:52	06:37:06	1061

45.- S4F Tri Squad (6664 points)

Start #	Athlete	AG	Country				Time	AGR
1	848 Mustafa Salih	M55-59	- GBR		03:08:54	01:56:05	05:11:39	2397
2	876 Kerry Wright	F55-59	- GBR		03:19:07	02:16:59	05:42:13	2342
3	1370 Laura Fernandez	F30-34	- ESP		03:22:46	01:59:47	05:32:52	1925

46.- Cr@Ptri (6648 points)

Start #	Athlete	AG	Country				Time	AGR
1	112 Emma Edworthy	F50-54	- GBR		03:10:20	02:00:46	05:15:01	2956
2	1636 James Grandfield	M30-34	- GBR		02:40:51	02:11:48	04:56:37	2075
3	2331 Will Creasy	M30-34	- GBR		03:22:29	01:52:58	05:22:03	1617

47.- Zoom Tri Club Bournemouth (6582 points)

Start #	Athlete	AG	Country				Time	AGR
1	1032 Clodie Sutcliffe	F55-59	- GBR		03:17:36	02:19:12	05:45:22	2286
2	1058 Stephen Sutcliffe	M55-59	- GBR		03:13:36	02:08:21	05:29:14	2080
3	1050 Kevin Hulse	M40-44	- GBR		03:13:38	02:25:58	05:46:00	1516
4	326 Robert Squibb	M50-54	- GBR		03:48:45	02:47:02	06:44:08	700

48.- Lymington Triathlon Club (6332 points)

Start #	Athlete	AG	Country				Time	AGR
1	150 Valeria Sesto	F50-54	- GBR		03:10:31	01:28:50	04:45:44	3483

Age Groups - TriClub Results
48.- Lymington Triathlon Club (6332 points)

Start #	Athlete	AG	Country				Time	AGR
2 1263	Chloe Woolf	F40-44	- GBR		03:08:58	01:45:36	04:59:17	2849

49.- Tri Potential (6216 points)

Start #	Athlete	AG	Country				Time	AGR
1 2180	Mark Mccall	M18-24	- GBR		02:26:27	01:32:43	04:01:44	3144
2 133	Richard Landon	M40-44	- GBR		02:45:47	01:29:43	04:19:35	3072

50.- Bedford Harriers Ac (6040 points)

Start #	Athlete	AG	Country				Time	AGR
1 952	Ian Joyce	M60-64	- GBR		02:53:05	01:56:20	04:54:41	3119
2 142	Dea Ditchfield	F55-59	- GBR		03:11:44	01:52:42	05:10:03	2921

51.- Berkshire Tri Squad (5972 points)

Start #	Athlete	AG	Country				Time	AGR
1 1195	Olivier Salmon	M50-54	- FRA		02:37:32	01:34:17	04:16:26	3046
2 1196	Liam Mifsud	M55-59	- MLT		02:52:01	01:46:28	04:42:14	2926

52.- Wessex Wizards Triathlon Club (5900 points)

Start #	Athlete	AG	Country				Time	AGR
1 107	Stephen Page	M55-59	- GBR		02:49:30	01:41:51	04:34:25	3067
2 372	Micheal Bartlett	M45-49	- GBR		02:50:42	01:45:43	04:41:51	2833

53.- Hereford Triathlon Club (5707 points)

Start #	Athlete	AG	Country				Time	AGR
1 705	Jonny Williams	M40-44	- GBR		02:53:11	01:57:08	04:57:03	2397
2 1617	Jason Day	M50-54	- GBR		03:10:00	02:08:30	05:26:16	1789
3 1780	Kate Hunt	F45-49	- GBR		03:38:04	02:22:38	06:11:33	1521

54.- Salisbury Tri Club (5686 points)

Start #	Athlete	AG	Country				Time	AGR
1 1648	Nigel Peterson	M55-59	- GBR		02:45:18	01:44:15	04:33:16	3088
2 1322	Alastair Elliott	M45-49	- GBR		02:57:56	01:50:45	04:54:54	2598

55.- Celtic Tri (5571 points)

Start #	Athlete	AG	Country				Time	AGR
1 864	Lizzy Felton	F35-39	- GBR		03:07:29	01:56:06	05:08:33	2946
2 851	Bethan Marks	F40-44	- GBR		03:21:51	01:40:06	05:11:42	2625

56.- Peak Academy Racing (5486 points)

Start #	Athlete	AG	Country				Time	AGR
1 2002	Simon Dearden	M30-34	- GBR		02:22:35	01:26:50	03:52:48	3224
2 2009	Caine Burge	M30-34	- GBR		02:49:50	01:52:09	04:46:13	2262

57.- Teme Leisure Tri Club (5477 points)

Age Groups - TriClub Results

Start #	Athlete	AG	Country				Time	AGR
1 126	David Virden	M60-64	- GBR		03:04:35	01:46:04	04:54:49	3117
2 1320	Paul Jennings	M50-54	- GBR		02:56:50	01:53:00	04:54:32	2360

58.- Team Passion Fit (5473 points)

Start #	Athlete	AG	Country				Time	AGR
1 834	Ben Graffy	M30-34	- GBR		02:38:01	01:30:30	04:12:27	2870
2 1255	Michelle Jackson	F50-54	- GBR		03:10:22	02:18:01	05:34:37	2603

58.- Bayside Tri (5473 points)

Start #	Athlete	AG	Country				Time	AGR
1 422	Hayden Young	M40-44	- GBR		02:58:41	01:48:52	04:52:05	2487
2 653	Amanda Crofts	F50-54	- GBR		03:39:04	02:26:46	06:16:04	1857
3 1270	Jo Havard	F40-44	- GBR		03:46:52	02:34:54	06:34:49	1129

60.- Atac (5453 points)

Start #	Athlete	AG	Country				Time	AGR
1 2065	Christian Phillips	M40-44	- GBR		03:13:24	01:47:11	05:05:55	2238
2 1125	Gemma Starkey	F35-39	- GBR		03:17:14	02:10:31	05:49:43	2205
3 1018	Tim Chapman	M25-29	- GBR		03:28:45	02:14:29	06:00:26	1010

61.- Raf Triathlon (5378 points)

Start #	Athlete	AG	Country				Time	AGR
1 2088	Nick Huntley	M45-49	- GBR		02:43:07	01:56:06	04:43:51	2797
2 453	Nicholas Courtaux	M60-64	- GBR		03:15:22	02:00:51	05:24:36	2581

62.- Portsmouth Triathletes (5197 points)

Start #	Athlete	AG	Country				Time	AGR
1 1277	Andy Young	M55-59	- GBR		03:06:17	01:58:35	05:12:16	2386
2 806	Alice Cheesbrough	F25-29	- GBR		03:28:43	01:57:13	05:34:06	1894
3 1243	Sarah Knell	F30-34	- GBR		04:00:53	02:21:45	06:28:53	917

63.- Tri Fitness Performance (5143 points)

Start #	Athlete	AG	Country				Time	AGR
1 1708	Claire Williams	F40-44	- GBR		02:48:11	01:42:50	04:35:17	3281
2 226	Michael Ford	M35-39	- AUS		03:07:59	01:56:27	05:10:33	1862

64.- Medwaytri (5080 points)

Start #	Athlete	AG	Country				Time	AGR
1 765	Paul Mason	M50-54	- GBR		02:58:12	01:35:12	04:38:56	2641
2 1017	Darren Last	M45-49	- GBR		03:07:54	01:48:14	05:03:43	2439

65.- Podium Addict (5020 points)

Start #	Athlete	AG	Country				Time	AGR
1 322	Rich White	M35-39	- GBR		02:32:42	01:31:26	04:08:01	2987
2 2097	Gillian Waugh	F40-44	- GBR		03:19:33	02:20:09	05:44:37	2033

Age Groups - TriClub Results
66.- Westcroft Triathlon Club (5009 points)

Start #	Athlete	AG	Country				Time	AGR
1 1462	Ben James	M25-29	 - GBR		02:51:22	01:38:55	04:34:00	2566
2 1461	Tom James	M18-24	 - GBR		02:53:53	01:43:01	04:40:42	2443

67.- Recovery Lab Uk Triathlon Club (4895 points)

Start #	Athlete	AG	Country				Time	AGR
1 923	Genevieve Thueux	F40-44	 - GBR		03:15:34	01:40:59	05:04:07	2762
2 503	Linda Murray	F60-64	 - GBR		03:44:47	03:11:19	07:06:41	1433
3 510	Chris Hill	M35-39	 - GBR		03:44:44	02:42:42	06:38:00	700






68.- 10Ironwomen (4878 points)

Start #	Athlete	AG	Country				Time	AGR
1 1519	Jennifer Done	F35-39	 - GBR		03:24:15	01:57:04	05:29:16	2573
2 2141	Amy Wheldrake	F35-39	 - GBR		03:12:22	02:19:57	05:44:11	2305

69.- Sisu Racing (4868 points)

Start #	Athlete	AG	Country				Time	AGR
1 2105	Evgeny Dobrov	M35-39	 - GBR		02:43:22	01:47:55	04:37:20	2460
2 1668	Adrian Duncan	M45-49	 - GBR		03:07:28	01:52:02	05:05:28	2408

70.- Stafford Triathlon Club (4838 points)

Start #	Athlete	AG	Country				Time	AGR
1 828	Russell Goddard	M40-44	 - ZAF		02:48:09	01:47:37	04:40:31	2695
2 645	Izzy Mears	F25-29	 - GBR		03:13:40	02:02:15	05:20:18	2143






71.- Viceroy's (4609 points)

Start #	Athlete	AG	Country				Time	AGR
1 1849	Stewart Fry	M45-49	 - GBR		02:36:02	01:41:29	04:20:58	3209
2 511	Clint Ticehurst	M35-39	 - GBR		03:33:39	02:53:39	06:38:33	700
3 508	Gary Parker	M30-34	 - GBR		03:33:36	02:53:39	06:38:34	700

72.- Clwb Seiclocwm Gwendraeth (4576 points)

Start #	Athlete	AG	Country				Time	AGR
1 709	Josh George	M40-44	 - GBR		02:46:36	01:57:40	04:52:05	2487
2 832	Huw Williams	M40-44	 - GBR		03:12:47	02:31:34	05:53:03	1389
3 815	Mike Harris	M45-49	 - GBR		03:14:11	03:27:21	06:48:53	700

73.- Chester Triathlon Club (4521 points)

Start #	Athlete	AG	Country				Time	AGR
1 1061	Nigel Waterhouse	M60-64	 - GBR		03:01:09	01:47:52	04:53:34	3139
2 769	Peter Lloyd-Brown	M50-54	 - GBR		03:14:51	02:25:04	05:48:53	1382

74.- Coventry Triathletes (4478 points)

Start #	Athlete	AG	Country				Time	AGR
---------	---------	----	---------	---	---	---	------	-----

Age Groups - TriClub Results
74.- Coventry Triathletes (4478 points)

Start #	Athlete	AG	Country				Time	AGR
1 1053	Bill Armstrong	M55-59	- GBR		03:10:16	01:56:42	05:18:48	2268
2 1208	James Lacey	M45-49	- GBR		03:09:09	01:59:14	05:16:29	2210

75.- The Stp Collective (4385 points)

Start #	Athlete	AG	Country				Time	AGR
1 1603	Charlotte Barton	F50-54	- GBR		03:04:43	02:28:55	05:39:14	2520
2 1404	Suzanne Bass-Twitchell	F50-54	- GBR		03:24:25	02:40:55	06:15:36	1865

76.- Aloha Tri (4141 points)

Start #	Athlete	AG	Country				Time	AGR
1 1284	Matthew Wright	M35-39	- GBR		02:38:00	01:48:13	04:31:11	2570
2 1892	Gary Mcnamara	M40-44	- GBR		03:25:35	02:03:30	05:42:56	1571

77.- York Triathlon Club (4004 points)

Start #	Athlete	AG	Country				Time	AGR
1 619	Carl Jones	M35-39	- GBR		02:47:57	01:53:08	04:47:17	2281
2 646	Rhiannon Jones	F30-34	- GBR		03:12:17	02:23:33	05:44:06	1723

78.- Bath Amphibians Triathlon Club (3773 points)

Start #	Athlete	AG	Country				Time	AGR
1 676	Simon Attwood	M60-64	- GBR		03:07:19	01:59:23	05:11:48	2811
2 1860	Steven Rice	M55-59	- GBR		04:03:54	02:20:39	06:31:22	962

79.- One80 Multisport (3764 points)

Start #	Athlete	AG	Country				Time	AGR
1 776	Carla Hadfield	F30-34	- ZAF		03:18:08	01:57:19	05:22:18	2115
2 778	Pierre Roux	M35-39	- ZAF		03:22:48	01:55:48	05:22:23	1649

80.- Somerset Rc Tri (3500 points)

Start #	Athlete	AG	Country				Time	AGR
1 1914	Sally Silsby	F50-54	- GBR		02:57:04	01:44:25	04:44:49	3500

81.- On The Limit (3492 points)

Start #	Athlete	AG	Country				Time	AGR
1 147	John Thelwell	M35-39	- GBR		02:14:07	01:22:52	03:40:00	3492

82.- Heathwood Swimming & Triathlon (3411 points)

Start #	Athlete	AG	Country				Time	AGR
1 865	Lee Davies	M45-49	- GBR		03:13:08	02:14:38	05:40:14	1782
2 1057	Arwyn Griffiths	M40-44	- GBR		02:56:32	02:36:16	05:39:44	1629

83.- Absolute Tri (3398 points)

Start #	Athlete	AG	Country				Time	AGR
---------	---------	----	---------	--	--	--	------	-----

Age Groups - TriClub Results

83.- Absolute Tri (3398 points)

Start #	Athlete	AG	Country				Time	AGR
1 2222	Louis Dunne	M18-24	- GBR		02:19:19	01:26:01	03:47:37	3398

84.- Naas Triathlon Club (3366 points)

Start #	Athlete	AG	Country				Time	AGR
1 728	Donal Mongey	M25-29	- IRL		02:27:12	01:19:51	03:49:33	3366

85.- Cardiff Triathletes (3346 points)

Start #	Athlete	AG	Country				Time	AGR
1 140	David Hawkins	M40-44	- GBR		02:28:45	01:32:43	04:04:21	3346

86.- Rochdale Triathlon Club (3332 points)

Start #	Athlete	AG	Country				Time	AGR
1 104	Ian Wilson	M40-44	- GBR		02:30:03	01:31:47	04:05:07	3332

87.- Caerphilly Triers (3192 points)

Start #	Athlete	AG	Country				Time	AGR
1 1801	Oliver Assiratti	M35-39	- GBR		02:53:57	01:56:15	04:57:06	2104
2 564	Christopher Bartlett	M40-44	- GBR		03:25:47	02:34:09	06:09:49	1088

88.- Whittlefit (3175 points)

Start #	Athlete	AG	Country				Time	AGR
1 157	Craig Burrows	M35-39	- GBR		02:29:25	01:24:53	03:57:36	3175

89.- Swim-1St Tri Club (3149 points)

Start #	Athlete	AG	Country				Time	AGR
1 609	Jim Haysom	M45-49	- GBR		02:43:04	01:36:38	04:24:17	3149

90.- Pen-Y-Bont Tri Club (3142 points)

Start #	Athlete	AG	Country				Time	AGR
1 957	Christopher Dunn	M50-54	- GBR		03:03:46	02:02:53	05:12:38	2034
2 2186	Helen Little	F50-54	- GBR		03:56:22	02:52:27	06:57:40	1108

91.- Optima Racing Team (Uk) (3122 points)

Start #	Athlete	AG	Country				Time	AGR
1 167	Stephen Woodford	M25-29	- GBR		02:34:16	01:25:37	04:03:06	3122

92.- Carmarthen Triathlon Club (3114 points)

Start #	Athlete	AG	Country				Time	AGR
1 1014	Robert Rees	M30-34	- GBR		03:08:59	01:51:59	05:06:15	1902
2 1266	Iwan Mullin	M25-29	- IRL		03:17:10	02:21:50	05:49:13	1212

93.- Mendip Triathlon Club (3080 points)

Start #	Athlete	AG	Country				Time	AGR
---------	---------	----	---------	--	--	--	------	-----

Age Groups - TriClub Results
93.- Mendip Triathlon Club (3080 points)

Start #	Athlete	AG	Country				Time	AGR
1 2010	Steven Green	M45-49	 - GBR		02:39:09	01:46:15	04:28:09	3080

94.- Ipswich Triathlon Club (3063 points)

Start #	Athlete	AG	Country				Time	AGR
1 2050	James Calvert	M45-49	 - GBR		03:01:44	01:21:59	04:29:03	3063

95.- Oxford University Triathlon Club (3058 points)

Start #	Athlete	AG	Country				Time	AGR
1 588	Carys Bill	F18-24	 - GBR		03:01:46	01:44:08	04:50:24	3058

96.- Dragontri (3052 points)

Start #	Athlete	AG	Country				Time	AGR
1 2163	Peter Evans	M50-54	 - GBR		03:01:02	02:01:06	05:09:02	2099
2 1040	Andrew Hughes	M40-44	 - GBR		03:09:59	02:57:19	06:17:16	953

97.- Triathlon Redditch (2995 points)

Start #	Athlete	AG	Country				Time	AGR
1 1092	Andrew Burbidge	M40-44	 - GBR		02:36:22	01:44:23	04:23:52	2995

98.- Sas Triathlon 37 (2993 points)

Start #	Athlete	AG	Country				Time	AGR
1 374	Anthony Naud	M25-29	 - FRA		02:38:59	01:28:00	04:10:19	2993

99.- White Rock Triathletes (2991 points)

Start #	Athlete	AG	Country				Time	AGR
1 1974	Christian Adams	M45-49	 - GBR		02:47:22	01:37:29	04:33:03	2991

100.- In The Running (2990 points)

Start #	Athlete	AG	Country				Time	AGR
1 229	Edward Moore	M35-39	 - GBR		03:11:03	01:51:36	05:06:43	1931
2 1335	David Scott	M30-34	 - GBR		03:27:10	02:18:31	05:53:05	1059

101.- Flying Monk Triathlon Club (2943 points)

Start #	Athlete	AG	Country				Time	AGR
1 2187	Alex Canning	M40-44	 - GBR		02:50:01	01:32:43	04:26:43	2943

102.- Sbr Sport Sunninghill (2935 points)

Start #	Athlete	AG	Country				Time	AGR
1 1353	Hilton Venning-Pridham	M25-29	 - ZAF		02:31:03	01:39:20	04:13:32	2935

103.- Wigan Harriers Tri (2924 points)

Start #	Athlete	AG	Country				Time	AGR
1 2071	Simon Tubbs	M45-49	 - GBR		02:45:33	01:47:07	04:36:49	2924

Age Groups - TriClub Results

104.- Ferndale Tri Club, Tri Hardest (2923 points)

Start #	Athlete	AG	Country				Time	AGR
1 442	Andrew Collins	M40-44	 - GBR		02:41:33	01:41:08	04:27:50	2923

105.- Serpentine (2922 points)

Start #	Athlete	AG	Country				Time	AGR
1 405	Ben Stirling	M55-59	 - GBR		02:51:04	01:44:17	04:42:29	2922

106.- Overton Harriers (2910 points)

Start #	Athlete	AG	Country				Time	AGR
1 1952	Martin Groundsell	M40-44	 - GBR		02:50:43	01:33:11	04:28:35	2910

107.- Team Y (2892 points)

Start #	Athlete	AG	Country				Time	AGR
1 662	Taisuke Wakayama	M50-54	 - JPN		02:43:14	01:37:27	04:24:57	2892

108.- Siska Training Systems Tri Club (2868 points)

Start #	Athlete	AG	Country				Time	AGR
1 151	Steve Williams	M40-44	 - GBR		02:47:01	01:38:51	04:30:53	2868

109.- My Training Day (2839 points)

Start #	Athlete	AG	Country				Time	AGR
1 774	Paul Vosloo	M55-59	 - GBR		02:42:41	01:59:43	04:47:04	2839

110.- Taff Ely Triathlon (2828 points)

Start #	Athlete	AG	Country				Time	AGR
1 1553	Gareth Medd	M30-34	 - GBR		02:43:05	01:28:39	04:14:49	2828

111.- Loughborough Triathlon (2825 points)

Start #	Athlete	AG	Country				Time	AGR
1 599	Lilly Gibbs	F18-24	 - GBR		02:55:48	02:02:40	05:03:20	2825

112.- Tri London (2807 points)

Start #	Athlete	AG	Country				Time	AGR
1 1520	Andrew Betton	M50-54	 - GBR		02:44:33	01:39:56	04:29:42	2807

113.- Plymouth Triathlon Club (2806 points)

Start #	Athlete	AG	Country				Time	AGR
1 880	Carly Bowditch	F35-39	 - GBR		03:08:04	02:04:40	05:16:20	2806

114.- Riak Fitness (2800 points)

Start #	Athlete	AG	Country				Time	AGR
1 341	Charel Schmit	M30-34	 - LUX		02:33:58	01:38:50	04:16:20	2800

115.- Tewkesbury Tri Club (2783 points)

Age Groups - TriClub Results

Start #	Athlete	AG	Country				Time	AGR
1 309	Tristan Priest	M45-49	- GBR		02:46:48	01:53:20	04:44:37	2783

116.- Wimbledon Windmilers (2779 points)

Start #	Athlete	AG	Country				Time	AGR
1 162	Joao Zorro	M35-39	- PRT		02:41:07	01:34:02	04:19:36	2779

117.- Deal Tri Club (2770 points)

Start #	Athlete	AG	Country				Time	AGR
1 657	Jo Donaldson	F60-64	- GBR		03:32:02	02:15:41	05:52:24	2770

118.- Swindon Triathlon Club (2760 points)

Start #	Athlete	AG	Country				Time	AGR
1 1816	Joshua Daly	M30-34	- GBR		02:45:17	01:26:23	04:18:34	2760

119.- Leg-It (2725 points)

Start #	Athlete	AG	Country				Time	AGR
1 768	Paul White	M60-64	- GBR		03:14:01	01:55:47	05:16:34	2725

120.- Pencoed Triathlon (2712 points)

Start #	Athlete	AG	Country				Time	AGR
1 1866	David Spry	M60-64	- GBR		03:13:26	01:57:07	05:17:17	2712

121.- Tromsø Triathlonklubb (2691 points)

Start #	Athlete	AG	Country				Time	AGR
1 2203	Angelika Renner	F40-44	- DEU		03:02:47	01:59:13	05:08:03	2691

122.- Team Deane (2655 points)

Start #	Athlete	AG	Country				Time	AGR
1 1315	Bethany Prole	F30-34	- GBR		02:51:12	01:56:12	04:52:18	2655

123.- Tunbridge Wells Triathlon Club (2651 points)

Start #	Athlete	AG	Country				Time	AGR
1 1687	Mike Weston	M40-44	- GBR		02:49:27	01:50:20	04:42:59	2651

124.- Aerostar-Teamone (2650 points)

Start #	Athlete	AG	Country				Time	AGR
1 396	Denis Dzyadukh	M35-39	- UKR		02:40:44	01:43:20	04:26:46	2650

125.- Team Evsy (2630 points)

Start #	Athlete	AG	Country				Time	AGR
1 857	Andy Morgan	M55-59	- GBR		02:55:02	01:58:44	04:58:40	2630

126.- Velo_Clinic (2585 points)

Start #	Athlete	AG	Country				Time	AGR
1 1997	Nick Lees	M50-54	- GBR		02:47:55	01:48:38	04:42:03	2585

Age Groups - TriClub Results

127.- North Endurance (2559 points)

Start #	Athlete	AG	Country				Time	AGR
1 2016	Daniel Scott	M40-44	 - GBR		02:51:22	01:51:08	04:48:04	2559

128.- Tuttobici-Bottecchia Sportegyesület (2546 points)

Start #	Athlete	AG	Country				Time	AGR
1 1375	Adrienn Eizenmann	F40-44	 - HUN		03:17:02	01:53:23	05:16:07	2546

129.- Pactrac (2537 points)

Start #	Athlete	AG	Country				Time	AGR
1 314	Chris Northern	M40-44	 - GBR		02:44:21	02:00:24	04:49:19	2537

130.- Tinworks Tri (2511 points)

Start #	Athlete	AG	Country				Time	AGR
1 763	Craig Millett	M45-49	 - GBR		03:00:54	01:54:17	04:59:43	2511

131.- L'equipe Tri (2508 points)

Start #	Athlete	AG	Country				Time	AGR
1 1256	Jonathan Naim	M40-44	 - FRA		02:47:20	02:00:01	04:50:53	2508

132.- Port Talbot Harriers Ac (2489 points)

Start #	Athlete	AG	Country				Time	AGR
1 595	Damian Lewis	M40-44	 - GBR		02:51:58	01:56:28	04:51:56	2489

133.- Harlow Tri Club (2475 points)

Start #	Athlete	AG	Country				Time	AGR
1 1394	Keith Davie	M45-49	 - GBR		02:57:43	01:58:20	05:01:43	2475

134.- Thetriguys (2470 points)

Start #	Athlete	AG	Country				Time	AGR
1 1409	Will Barratt	M30-34	 - GBR		02:46:36	01:42:15	04:34:41	2470

134.- Total Transition Triathlon Club (2470 points)

Start #	Athlete	AG	Country				Time	AGR
1 650	Josh Brown	M25-29	 - GBR		02:56:17	01:39:28	04:39:20	2470

136.- Trimotion Varioserv (2462 points)

Start #	Athlete	AG	Country				Time	AGR
1 2195	Paul Phillips	M45-49	 - GBR		03:02:40	01:54:07	05:02:26	2462

137.- Mx Endurance (2460 points)

Start #	Athlete	AG	Country				Time	AGR
1 139	Elizabeth Vernon	F45-49	 - GBR		03:01:59	02:12:09	05:19:24	2460

138.- Colt City Of Lancaster Triathlon (2449 points)

Age Groups - TriClub Results

Start #	Athlete	AG	Country				Time	AGR
1 924	Guy Higgs	M55-59	- GBR		02:53:43	02:09:17	05:08:45	2449

139.- Tri-Rivington (Uk) (2438 points)

Start #	Athlete	AG	Country				Time	AGR
1 415	Gavin Sisson	M40-44	- GBR		02:54:37	01:55:06	04:54:48	2438

140.- Lincoln Triathlon (Uk) (2417 points)

Start #	Athlete	AG	Country				Time	AGR
1 1134	Sarah Edmond	F55-59	- GBR		03:28:21	02:01:28	05:38:03	2417

141.- Hybrid Athlete X (2407 points)

Start #	Athlete	AG	Country				Time	AGR
1 559	Jamie Manley	M18-24	- GBR		02:54:46	01:42:58	04:42:41	2407

142.- Coogee Triathlon Club (2394 points)

Start #	Athlete	AG	Country				Time	AGR
1 1835	James Dewar	M40-44	- AUS		03:03:17	01:49:13	04:57:14	2394

143.- Aura Triathlon Coaching (2382 points)

Start #	Athlete	AG	Country				Time	AGR
1 975	David Crawford	M35-39	- GBR		02:40:25	01:57:30	04:41:40	2382

144.- Ten-Point Blackfish (2357 points)

Start #	Athlete	AG	Country				Time	AGR
1 509	Jason Smith	M50-54	- GBR		02:47:57	01:59:12	04:54:41	2357

145.- Greenwich Tritons (2327 points)

Start #	Athlete	AG	Country				Time	AGR
1 711	Tiago Vespoli	M35-39	- BRA		02:55:59	01:44:15	04:44:42	2327

146.- Drc Tri (2316 points)

Start #	Athlete	AG	Country				Time	AGR
1 2297	Chris Debieux	M50-54	- GBR		02:54:30	01:57:01	04:56:59	2316

147.- Conroe Triathletes (2290 points)

Start #	Athlete	AG	Country				Time	AGR
1 351	Carol Ottaway	F50-54	- GBR		03:15:03	02:28:37	05:52:01	2290

148.- Royal Marines Triathlon (2263 points)

Start #	Athlete	AG	Country				Time	AGR
1 1441	Kris Dawson	M35-39	- GBR		02:52:38	01:51:23	04:48:17	2263

149.- Purple Patch Fitness (2251 points)

Start #	Athlete	AG	Country				Time	AGR
1 1101	Jacques Ferreira	M40-44	- GBR		02:56:12	02:01:58	05:05:11	2251

Age Groups - TriClub Results

150.- Fremantle Triathlon Club (2236 points)

Start #	Athlete	AG	Country				Time	AGR
1 1870	Daniel Corbett	M35-39	- GBR		02:52:14	01:51:08	04:49:46	2236

151.- Goalspecific/Tripurbeck (2227 points)

Start #	Athlete	AG	Country				Time	AGR
1 1445	Brian Kemp	M55-59	- GBR		03:00:39	02:14:39	05:21:06	2227

152.- Atlantic Triathlon Club (Atc) (2172 points)

Start #	Athlete	AG	Country				Time	AGR
1 1583	Annalie Smith	F50-54	- ZAF		03:39:57	02:08:02	05:58:35	2172

153.- North Dock Dredgers Tri (2154 points)

Start #	Athlete	AG	Country				Time	AGR
1 1878	Steve Lawrence	M45-49	- GBR		03:08:46	02:05:48	05:19:34	2154

154.- Montrose Triathlon Club (2145 points)

Start #	Athlete	AG	Country				Time	AGR
1 698	Hazel Robbie	F40-44	- GBR		03:25:57	02:01:48	05:38:22	2145

155.- Third Space Tri (2142 points)

Start #	Athlete	AG	Country				Time	AGR
1 2120	Colin Waggett	M50-54	- GBR		02:59:59	02:00:04	05:06:37	2142

156.- Torbay Tri (2112 points)

Start #	Athlete	AG	Country				Time	AGR
1 1458	Paul Mulley	M45-49	- GBR		03:00:44	02:14:19	05:21:55	2112

157.- Ocean Lake Triathlon (2108 points)

Start #	Athlete	AG	Country				Time	AGR
1 1439	Randolph Burt	M50-54	- GBR		03:03:09	01:53:12	05:08:32	2108

158.- Ventoux Triathlon Club (2080 points)

Start #	Athlete	AG	Country				Time	AGR
1 1534	Shea Murphy	M50-54	- IRL		03:05:46	01:58:31	05:10:04	2080

159.- Solihull Triathlon Club (2075 points)

Start #	Athlete	AG	Country				Time	AGR
1 1374	Paul Crowther	M55-59	- MLT		03:04:55	02:17:12	05:29:30	2075

160.- Balance Tri Club (2056 points)

Start #	Athlete	AG	Country				Time	AGR
1 842	Adam Wright	M45-49	- AUS		02:48:09	02:29:25	05:25:02	2056

160.- Team Betty (2056 points)

Age Groups - TriClub Results

Start #	Athlete	AG	Country				Time	AGR
1 746	Sophie Rouys	F50-54	- NCL		03:37:03	02:20:07	06:05:00	2056

162.- Tritech Race Team (2031 points)

Start #	Athlete	AG	Country				Time	AGR
1 693	Darron Hebbard	M45-49	- GBR		03:05:02	02:14:55	05:26:24	2031

163.- C26 Triathlon Team (1995 points)

Start #	Athlete	AG	Country				Time	AGR
1 1811	Tegan Jones	M45-49	- AUS		03:10:01	02:14:04	05:28:25	1995

164.- Torbay Tri Club (1987 points)

Start #	Athlete	AG	Country				Time	AGR
1 939	Bobby Singh	M55-59	- GBR		03:19:55	02:06:49	05:34:24	1987

165.- 3 Rifles Triathlon (1932 points)

Start #	Athlete	AG	Country				Time	AGR
1 1558	Martin Galdes	M35-39	- GBR		03:11:37	01:48:19	05:06:38	1932

166.- Team Tri Guru Triathlon Club (1914 points)

Start #	Athlete	AG	Country				Time	AGR
1 1279	Thomas Clarke	M50-54	- GBR		02:57:03	02:15:41	05:19:18	1914

167.- Fox Race Team (1903 points)

Start #	Athlete	AG	Country				Time	AGR
1 1296	Amanda Criscuolo	F25-29	- GBR		03:28:42	01:59:47	05:33:38	1903

168.- Mind2Motion (1881 points)

Start #	Athlete	AG	Country				Time	AGR
1 1621	Sebastian Enrique Joo Anguizola	M30-34	- MEX		03:08:29	01:54:47	05:07:23	1881

169.- Wvtri (1778 points)

Start #	Athlete	AG	Country				Time	AGR
1 802	Graham Garratt	M50-54	- GBR		03:05:26	02:15:26	05:26:52	1778

170.- Trizone Tri Club (1726 points)

Start #	Athlete	AG	Country				Time	AGR
1 1436	Rich Mansell	M40-44	- GBR		03:18:16	02:09:19	05:34:22	1726

171.- Manx Tri Club (1632 points)

Start #	Athlete	AG	Country				Time	AGR
1 365	Louis Porter	M30-34	- IMN		02:59:28	02:15:27	05:21:14	1632

172.- Edinburgh Triathletes (1630 points)

Start #	Athlete	AG	Country				Time	AGR
1 1764	Russell Gilbert	M25-29	- GBR		03:12:26	02:05:04	05:26:01	1630

Age Groups - TriClub Results

173.- Daviddiazcoach (1571 points)

Start #	Athlete	AG	Country				Time	AGR
1 1362	Carlos Galan	M40-44	- VEN		03:41:54	01:50:34	05:42:59	1571

174.- Pontypool Triathlon & Endurance Club (1548 points)

Start #	Athlete	AG	Country				Time	AGR
1 399	Vicki Cole	F45-49	- GBR		03:40:02	02:22:39	06:10:02	1548

175.- Hot Chilli Triathlon Club (1457 points)

Start #	Athlete	AG	Country				Time	AGR
1 958	Michael Alderdice	M40-44	- GBR		03:12:55	02:30:55	05:49:17	1457

176.- Southampton Triathlon Club (1394 points)

Start #	Athlete	AG	Country				Time	AGR
1 1152	Kevin Prevel	M60-64	- GGY		03:34:24	02:49:08	06:30:33	1394

177.- South Cheshire Triathletes (1391 points)

Start #	Athlete	AG	Country				Time	AGR
1 757	Jack Sargeant	M30-34	- GBR		03:16:50	02:10:17	05:34:37	1391

178.- Halifax Triathlon Club (1316 points)

Start #	Athlete	AG	Country				Time	AGR
1 432	Adam Sherlock	M50-54	- CAN		03:24:55	02:15:13	05:52:30	1316

179.- Merthyr Triathlon Club (1294 points)

Start #	Athlete	AG	Country				Time	AGR
1 491	Kerry Thomas	M45-49	- GBR		03:05:18	02:52:42	06:07:22	1294

180.- Stratford Upon Avon Triathlon Club (1293 points)

Start #	Athlete	AG	Country				Time	AGR
1 1660	Leighanne Earley	F45-49	- GBR		03:36:54	02:39:13	06:24:14	1293

181.- Cambridge Triathlon Club (1291 points)

Start #	Athlete	AG	Country				Time	AGR
1 1054	Bharat Bhardwaj	M55-59	- GBR		03:36:26	02:27:13	06:13:05	1291

182.- Dctriathlon (1209 points)

Start #	Athlete	AG	Country				Time	AGR
1 1028	Stuart George	M30-34	- GBR		03:17:01	02:18:40	05:44:43	1209

183.- Bloc Coaching & Race Team (1099 points)

Start #	Athlete	AG	Country				Time	AGR
1 1806	Mia Mack	F18-24	- GBR		03:42:26	02:51:03	06:39:15	1099

184.- Knutsford Tri Club (1046 points)

Age Groups - TriClub Results

Start #	Athlete	AG	Country				Time	AGR
1 1845	Struan Lownie	M45-49	- GBR		03:33:18	02:39:33	06:21:09	1046

185.- Havering Tri (884 points)

Start #	Athlete	AG	Country				Time	AGR
1 1154	Stephen Gallant	M40-44	- GBR		03:55:26	02:14:43	06:21:08	884

186.- Dacorum Triathlon Club (836 points)

Start #	Athlete	AG	Country				Time	AGR
1 873	Kelly Low	M45-49	- GBR		03:39:13	02:42:15	06:32:46	836

187.- London Fields Triathlon Club (700 points)

Start #	Athlete	AG	Country				Time	AGR
1 2151	Alexander Reid	M30-34	- CAN		04:00:41	02:06:53	06:13:19	700

187.- Leeds And Bradford Triathlon Club (700 points)

Start #	Athlete	AG	Country				Time	AGR
1 837	Mihaita Ivli	M45-49	- GBR		03:49:20	02:54:37	06:49:38	700

187.- Oman Triathlon (700 points)

Start #	Athlete	AG	Country				Time	AGR
1 2020	Philip Brady	M50-54	- GBR		04:03:56	02:34:20	06:49:39	700