

Quad City Hockey Association (QCHA)

Locker Room Monitor Expectations

Alignment and Authority

This document is aligned with the QCHA Locker Room Policy (Revised August 2025) and is consistent with the requirements of the USA Hockey SafeSport Program, including Minor Athlete Abuse Prevention Policies (MAAPP) as adopted by USA Hockey and enforced by the U.S. Center for SafeSport.

At the Quad City Hockey Association, the safety and enjoyment of our players are our highest priorities. Locker Room Monitors (LRMs) are essential to ensuring a safe, respectful, and positive environment in locker rooms. This guide explains your responsibilities in detail and equips you with the tools to confidently fulfill this important role.

Why Locker Room Monitoring Matters

The physical presence of an attentive adult helps deter misbehavior, prevent bullying or hazing, and ensure players feel safe. Monitors also protect player privacy, regulate the use of electronics and music, and provide quick intervention if an incident occurs. By being actively engaged, LRMs support coaches, players, and families while ensuring compliance with USA Hockey's SafeSport Program, MWAHA standards, and QCHA policy.

Your Role as a Locker Room Monitor

- **Be Present and Engaged:** A SafeSport-certified, background-screened adult must be inside the locker room at all times when players are present. A second monitor must be designated as backup and available onsite.
- **Conduct a Pre-Use Sweep:** Before players enter, check the locker room for hazards, unauthorized individuals, or items left behind.
- **Active Supervision:** Monitoring means more than standing by the door. Engage by listening, watching, and interacting so players know you are present and alert. Limit horseplay and redirect behavior when necessary.
- **Never Alone:** Do not allow a single player to be in the locker room with only one adult. Always wait until multiple players are present before permitting entry.
- **Respect Privacy:** Coaches of the opposite gender may not be present while players are changing unless all players are dressed in base layers.

Locker Room Access and Use

- Locker rooms open 30–45 minutes before practices or games and should be vacated promptly afterward.
- Only players, certified coaches, designated volunteers, and approved family members may enter.
- Locker rooms must be locked during ice sessions to prevent unauthorized access.
- Parent/guardian access is limited (above U8) unless helping a player with gear or medical needs. Coaches may restrict or revoke parental access as appropriate.

Electronics and Music

- No phones, cameras, or recording devices may be used inside the locker room under any circumstances. Players needing to use a phone must step outside.
- Team Managers may collect devices to enforce this rule.
- Music is allowed if it is clean, non-explicit, and contained within the locker room. Coaches and monitors are responsible for regulating volume and content.

During Games and Practices

- If a player is ejected from a game, at least two screened adults (monitors or coaches) must remain in the locker room with that player until they are released to their parent/guardian or rejoined by the team after the game.
- If players return to the locker room without coaches (e.g., during intermissions), a monitor must remain inside.
- When a coach addresses the team in the locker room, monitors may step out temporarily but must return as soon as the coach exits.

Quad City Hockey Association (QCHA)

Locker Room Monitor Expectations

If an Issue Arises

- **Stay Calm:** Address issues respectfully and firmly. Speak clearly and quietly when possible to avoid embarrassment, but use a stronger tone if safety requires.
- **Intervene:** Redirect behavior that is unsafe or inappropriate (e.g., horseplay, throwing items, misuse of equipment). If ignored, enlist another adult to assist and separate players if necessary.
- **Engage Parents:** If the misbehaving player's parent or guardian is present, involve them immediately.
- **Escalate if Needed:**
 1. Notify the Head Coach / Coaching Staff first.
 2. Notify the QCHA SafeSport Coordinator for policy or misconduct issues.
 3. Notify a QCHA Board Member if further support is required.
- In rare situations where immediate harm could occur (e.g., fighting, hitting with sticks, dangerous skate use), it may be necessary to physically step in to stop the behavior.


Prohibited Conduct

Hazing, bullying, harassment, and all forms of abuse (physical, emotional, or sexual) are strictly prohibited and will result in disciplinary action in accordance with QCHA, MWAHA, USA Hockey, and U.S. Center for SafeSport policies.

Reporting & Support

Report all incidents or concerns promptly to the appropriate level:

Local SafeSport Contact, Policy Enforcement, and Educational Outreach.

 Lawrence Alexander – QCHA SafeSport Coordinator



 safesport@quadcityhockey.com  563-271-5635

MWAHA SafeSport (Affiliate Contact)

 Doug Dorley – MWAHA SafeSport Coordinator


 bgsu6066@gmail.com |  913-624-4241

USA Hockey SafeSport

 usahockeysafesport@usahockey.org |  1-800-888-4656

U.S. Center for SafeSport (Sexual misconduct by an adult toward a minor)

 <https://uscenterforsafesport.org/report-a-concern/>

 720-531-0340

Quick Reminders

- ✓ Always SafeSport-certified and background screened
- ✓ Never be alone with a player
- ✓ No phones or devices in locker rooms
- ✓ Music = clean and respectful
- ✓ Step in early to redirect unsafe behavior
- ✓ Report all concerns promptly