


## FIND YOUR CEVA MEMBERSHIP NUMBER

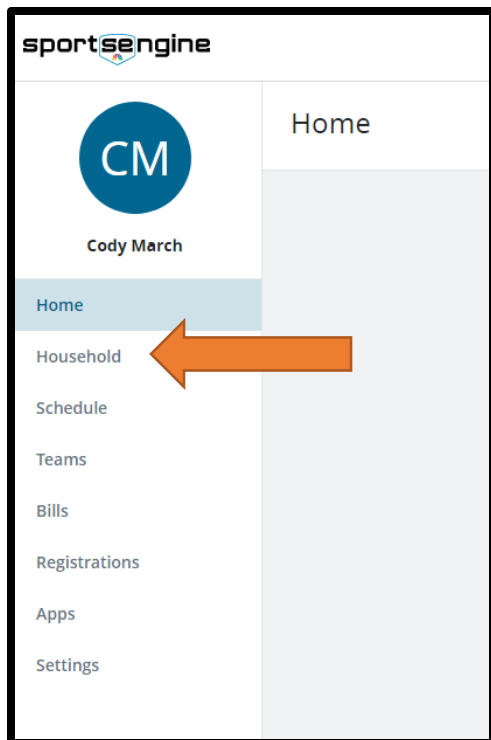


The screenshot shows the SportsEngine sign-in interface. At the top is the SportsEngine logo. Below it is the heading "Sign In". There is a text input field labeled "Enter Email or Phone" with a blue "CONTINUE" button below it. At the bottom, there is a link for "Don't have an account? CREATE ACCOUNT" and two links: "What's SportsEngine?" and "Need Help? SportsEngine Help Center".

### Step 1

Log into SportsEngine by visiting [user.sportngin.com/users/sign\\_in](https://user.sportngin.com/users/sign_in)

Enter your e-mail and then enter your password on the next screen

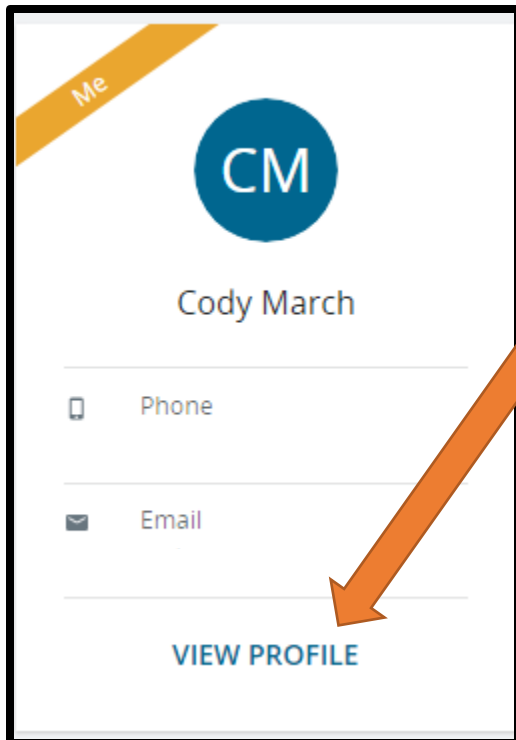


The screenshot shows the SportsEngine user dashboard for Cody March. The top left has the SportsEngine logo and a profile icon with "CM" and the name "Cody March". Below the profile is a navigation menu with options: Home, Household, Schedule, Teams, Bills, Registrations, Apps, and Settings. An orange arrow points to the "Household" option. The "Home" option is currently selected and highlighted.

### Step 2

Click on "Household"

# CEVA



## Step 3

Click on "View Profile" at the bottom of the individual you need to find the membership number for.

## Step 4

Find the membership number on the far right side of the next screen (see example below)

