

AAMHL Standings

Winter 2024
March 7, 2025

Regular Season

| Team | Pts | Won | Lost | Tied | GF | GA | GS | GNA |
|---------------------------|-----|-----|------|------|----|----|----|-----|
| 1 Knight's Steakhouse | 25 | 11 | 3 | 3 | 84 | 49 | 13 | 15 |
| 2 Ann Arbor Rug and Carp | 23 | 11 | 5 | 1 | 74 | 46 | 19 | 21 |
| 3 AstroTurf | 20 | 9 | 6 | 2 | 56 | 46 | 9 | 14 |
| 4 Corby Energy Services | 19 | 7 | 5 | 5 | 52 | 55 | 14 | 14 |
| 5 Forward Design Build | 18 | 8 | 7 | 2 | 55 | 48 | 13 | 16 |
| 6 Jets Pizza | 17 | 8 | 8 | 1 | 54 | 62 | 11 | 11 |
| 7 North Peak Brewing Co. | 14 | 6 | 9 | 2 | 52 | 60 | 7 | 10 |
| 8 Rayconnect Inter. | 12 | 5 | 10 | 2 | 48 | 64 | 6 | 11 |
| 9 Cliff Keen Athletic | 11 | 5 | 11 | 1 | 43 | 75 | 9 | 12 |
| 10 Wolverine State Brewer | 11 | 4 | 10 | 3 | 41 | 54 | 19 | 14 |

GF = Goals for; GA = Goals against; GS = Goals by substitute players; GNA = Goals unassisted

Regular season rank rules: 1-points; 2-most wins (regulation time only); 3-head-to-head; 4-goals for; 5-goals against

PlayOff Season

| Team | Pts | Won | Lost | Tied | GF | GA | GS | GNA |
|------|-----|-----|------|------|----|----|----|-----|
| 1 | 0 | 0 | 0 | 0 | 0 | 0 | 0 | 0 |
| 2 | 0 | 0 | 0 | 0 | 0 | 0 | 0 | 0 |
| 3 | 0 | 0 | 0 | 0 | 0 | 0 | 0 | 0 |
| 4 | 0 | 0 | 0 | 0 | 0 | 0 | 0 | 0 |
| 5 | 0 | 0 | 0 | 0 | 0 | 0 | 0 | 0 |
| 6 | 0 | 0 | 0 | 0 | 0 | 0 | 0 | 0 |
| 7 | 0 | 0 | 0 | 0 | 0 | 0 | 0 | 0 |
| 8 | 0 | 0 | 0 | 0 | 0 | 0 | 0 | 0 |
| 9 | 0 | 0 | 0 | 0 | 0 | 0 | 0 | 0 |
| 10 | 0 | 0 | 0 | 0 | 0 | 0 | 0 | 0 |

Rank: 1-points; 2-most playoff wins; 3- head-to-head playoff pts; 4-head-to-head reg. season; 5-regular season standings

No playoff points will be awarded to a team that is playing with fewer than 11 players.

Player stats.: Top two from each team for each category

| Team | Name | Goals | Assists | | Total Pts. | Name | Pnlty Min. | Penalty Violation |
|------|-----------------|-------|-----------------|----|-----------------|------|-----------------|-------------------|
| AAR | Erps S. (9) | 16 | Huntzicker (28) | 13 | Huntzicker (28) | 29 | Grenham R. (7) | 4 |
| AAR | Huntzicker (28) | 16 | Erps S. (9) | 10 | Erps S. (9) | 26 | Erps S. (9) | 2 |
| AST | Weiler C. (11) | 14 | Weiler C. (11) | 9 | Weiler C. (11) | 23 | Dickinson (8) | 8 |
| AST | Baalrud S. (27) | 10 | DeWolfe T. (19) | 6 | Baalrud S. (27) | 15 | Waltz S. (18) | 6 |
| CES | Joffe E. (9) | 14 | Joffe E. (9) | 7 | Joffe E. (9) | 21 | O'Brien C. (5) | 6 |
| CES | Joffe M. (22) | 10 | Joffe M. (22) | 7 | Joffe M. (22) | 17 | Conley J. (13) | 4 |
| CKA | Bartolacci (5) | 8 | Bonkowski (11) | 8 | Bonkowski (11) | 12 | Paterson A (12) | 10 |
| CKA | Frusti P. (16) | 5 | Frantzeska (15) | 5 | Bartolacci (5) | 11 | Frusti P. (16) | 4 |
| FDB | Stevens D. (19) | 14 | Stevens D. (19) | 12 | Stevens D. (19) | 26 | Boutin J. (6) | 4 |
| FDB | O'Brien M. (11) | 13 | Udager A. (7) | 8 | O'Brien M. (11) | 19 | Opsahl Jef (12) | 4 |
| JET | Nilsson J. (11) | 13 | Carlson C. (9) | 13 | Nilsson J. (11) | 20 | Langrock E (3) | 4 |
| JET | Fitzpatric (8) | 7 | Ellies B. (12) | 8 | Carlson C. (9) | 19 | Nilsson J. (11) | 4 |
| KNT | Gal J. (7) | 32 | Gal J. (7) | 21 | Gal J. (7) | 53 | Hescheles (3) | 10 |
| KNT | Jordan N. (5) | 18 | Bourne B. (8) | 12 | Jordan N. (5) | 29 | Bourne B. (8) | 8 |
| NPB | Maltese C. (7) | 13 | Peterson S (22) | 10 | Maltese C. (7) | 19 | Copp A. (9) | 4 |
| NPB | Jefferson (19) | 7 | Kroll J. (14) | 6 | Peterson S (22) | 15 | Barden A. (8) | 2 |
| RCI | Wells S. (9) | 11 | Montalban (6) | 7 | Foster D. (4) | 16 | Ahlquist S (2) | 6 |
| RCI | Foster D. (4) | 10 | Foster D. (4) | 6 | Wells S. (9) | 14 | Barry J. (13) | 2 |
| WSB | Jilek J. (12) | 10 | Perkins T. (20) | 5 | Jilek J. (12) | 14 | Edwards S. (13) | 8 |
| WSB | Grantham L (11) | 4 | Porter J. (10) | 5 | Perkins T. (20) | 8 | Jilek J. (12) | 2 |

AAMHL Standings

Winter 2024
March 7, 2025

Game Log Matrix (Won, Lost, Tied, Goals for)

| | AAR | AST | CES | CKA | FDB | JET | KNT | NPB | RCI | WSB |
|-----|-------------|------------|-------------|------------|-------------|-------------|-------------|------------|------------|-------------|
| AAR | | 0, 0, 1, 4 | 0, 2, 0, 1 | 0, 2, 0, 5 | 0, 2, 0, 3 | 1, 1, 0, 4 | 2, 0, 0, 10 | 1, 1, 0, 5 | 0, 2, 0, 7 | 1, 1, 0, 7 |
| AST | 0, 0, 1, 4 | | 2, 0, 0, 7 | 1, 1, 0, 8 | 2, 0, 0, 9 | 0, 1, 1, 4 | 1, 1, 0, 6 | 0, 2, 0, 3 | 0, 2, 0, 2 | 0, 2, 0, 3 |
| CES | 2, 0, 0, 9 | 0, 2, 0, 4 | | 1, 0, 1, 8 | 0, 1, 1, 6 | 0, 2, 0, 5 | 2, 0, 0, 12 | 0, 1, 1, 4 | 0, 1, 0, 2 | 0, 0, 2, 5 |
| CKA | 2, 0, 0, 11 | 1, 1, 0, 8 | 0, 1, 1, 5 | | 2, 0, 0, 12 | 0, 1, 0, 2 | 1, 1, 0, 9 | 1, 1, 0, 8 | 2, 0, 0, 9 | 2, 0, 0, 11 |
| FDB | 2, 0, 0, 7 | 0, 2, 0, 6 | 1, 0, 1, 7 | 0, 2, 0, 2 | | 2, 0, 0, 8 | 1, 0, 1, 8 | 1, 0, 0, 6 | 0, 2, 0, 2 | 0, 2, 0, 2 |
| JET | 1, 1, 0, 9 | 1, 0, 1, 9 | 2, 0, 0, 10 | 1, 0, 0, 4 | 0, 2, 0, 3 | | 2, 0, 0, 14 | 1, 1, 0, 5 | 0, 2, 0, 6 | 0, 2, 0, 2 |
| KNT | 0, 2, 0, 7 | 1, 1, 0, 4 | 0, 2, 0, 4 | 1, 1, 0, 5 | 0, 1, 1, 5 | 0, 2, 0, 5 | | 0, 1, 1, 9 | 1, 0, 1, 8 | 0, 1, 0, 2 |
| NPB | 1, 1, 0, 4 | 2, 0, 0, 7 | 1, 0, 1, 8 | 1, 1, 0, 8 | 0, 1, 0, 3 | 1, 1, 0, 7 | 1, 0, 1, 12 | | 1, 1, 0, 6 | 1, 1, 0, 5 |
| RCI | 2, 0, 0, 13 | 2, 0, 0, 6 | 1, 0, 0, 5 | 0, 2, 0, 2 | 2, 0, 0, 7 | 2, 0, 0, 12 | 0, 1, 1, 7 | 1, 1, 0, 8 | | 0, 1, 1, 4 |
| WSB | 1, 1, 0, 10 | 2, 0, 0, 8 | 0, 0, 2, 5 | 0, 2, 0, 1 | 2, 0, 0, 7 | 2, 0, 0, 7 | 1, 0, 0, 6 | 1, 1, 0, 4 | 1, 0, 1, 6 | |

Schedule, teams (h vs v), and scores (w vs l)*

| 30-Oct-2024 | 06-Nov-2024 | 13-Nov-2024 | 20-Nov-2024 | 27-Nov-2024 | 04-Dec-2024 |
|--------------------|--------------------|--------------------|--|--------------------|--------------------|
| N8 AST 3 vs WSB 1 | N8 WSB 4 vs CES 4 | S8 CES 5 vs JET 4 | N8 CES 3 vs AST 2 | S8 AST 4 vs CKA 1 | N8 CKA 5 vs NPB 3 |
| S8 RCI 5 vs KNT 4 | S8 FDB 6 vs CKA 2 | N9 KNT 6 vs NPB 6 | S8 KNT 3 vs FDB 0 | N9 AAR 6 vs WSB 2 | S8 FDB 4 vs WSB 2 |
| N9 NPB 4 vs AAR 2 | N9 AST 5 vs JET 0 | S9 WSB 3 vs CKA 0 | N9 RCI 4 vs WSB 2 | S9 KNT 8 vs JET 1 | N9 JET 7 vs RCI 4 |
| S9 JET 3 vs FDB 0 | S9 KNT 5 vs AAR 4 | N10 FDB 5 vs AST 3 | S9 NPB 5 vs JET 4 | N10 FDB 5 vs RCI 1 | S9 AAR 5 vs CES 1 |
| N10 CES 4 vs CKA 4 | N10 RCI 4 vs NPB 3 | S10 AAR 6 vs RCI 4 | N10 AAR 8 vs CKA 3 | S10 CES 3 vs NPB 3 | N10 AST 3 vs KNT 2 |
| 11-Dec-2024 | 18-Dec-2024 | 08-Jan-2025 | 15-Jan-2025 | 22-Jan-2025 | 29-Jan-2025 |
| S8 RCI 4 vs CKA 1 | S8 KNT 6 vs WSB 2 | S8 JET 2 vs AAR 1 | S8 AAR 2 vs NPB 1 | N8 AAR 3 vs CKA 2 | S8 CES 1 vs WSB 1 |
| N9 AAR 4 vs FDB 1 | N9 NPB 6 vs FDB 3 | N9 CES 5 vs FDB 4 | N9 KNT 3 vs RCI 3 | S8 JET 3 vs NPB 0 | N9 AST 4 vs JET 4 |
| S9 AST 4 vs NPB 2 | S9 CKA 4 vs JET 2 | S9 AST 3 vs RCI 1 | S9 AST 5 vs WSB 2 | N9 WSB 2 vs RCI 2 | S9 KNT 5 vs AAR 3 |
| N10 JET 4 vs WSB 2 | N10 CES 5 vs RCI 2 | N10 NPB 4 vs WSB 2 | N10 CKA 4 vs CES 1 | S9 CES 4 vs AST 2 | N10 FDB 6 vs CKA 0 |
| S10 KNT 6 vs CES 0 | S10 AAR 4 vs AST 4 | S10 KNT 7 vs CKA 1 | S10 JET 5 vs FDB 3 | N10 KNT 5 vs FDB 5 | S10 NPB 5 vs RCI 2 |
| 05-Feb-2025 | 12-Feb-2025 | 19-Feb-2025 | 26-Feb-2025 | 05-Mar-2025 | 12-Mar-2025 |
| S8 CES 5 vs JET 1 | S8 FDB 2 vs RCI 1 | N8 FDB 3 vs WSB 0 | S8 RCI 5 vs CKA 1 | N8 AAR 8 vs JET 2 | N8 NPB 0 vs FDB 0 |
| N9 AAR 7 vs RCI 3 | N9 CKA 7 vs AST 4 | S8 KNT 4 vs AST 1 | N9 KNT 6 vs CES 4 | S8 FDB 2 vs CES 2 | S8 RCI 0 vs CES 0 |
| S9 FDB 4 vs AST 3 | S9 CES 5 vs NPB 1 | N9 JET 5 vs RCI 2 | S9 AAR 3 vs FDB 2 | N9 CKA 4 vs KNT 2 | N9 AST 0 vs AAR 0 |
| N10 KNT 6 vs NPB 3 | N10 WSB 5 vs AAR 4 | S9 NPB 5 vs CKA 3 | N10 JET 3 vs WSB 0 | S9 WSB 3 vs NPB 0 | S9 WSB 0 vs KNT 0 |
| S10 WSB 8 vs CKA 1 | S10 KNT 6 vs JET 4 | N10 AAR 4 vs CES 0 | S10 AST 3 vs NPB 1 | N10 AST 3 vs RCI 1 | N10 JET 0 vs CKA 0 |
| 19-Mar-2025 | 26-Mar-2025 | 02-Apr-2025 | 09-Apr-2025 | 16-Apr-2025 | 23-Apr-2025 |
| N8 AST 0 vs WSB 0 | N8 AAR 0 vs KNT 0 | N8 CES 0 vs AST 0 | N8 KNT 0 vs NPB 0 | N8 _4_0 vs _8_0 | N8 _4_0 vs _6_0 |
| S8 RCI 0 vs KNT 0 | S8 NPB 0 vs RCI 0 | S8 NPB 0 vs JET 0 | S8 RCI 0 vs AAR 0 | S8 _2_0 vs _10_0 | S8 _5_0 vs _10_0 |
| N9 CKA 0 vs CES 0 | N9 FDB 0 vs CKA 0 | N9 FDB 0 vs KNT 0 | N9 JET 0 vs CES 0 | N9 _1_0 vs _6_0 | N9 _3_0 vs _7_0 |
| S9 FDB 0 vs JET 0 | S9 WSB 0 vs CES 0 | S9 AAR 0 vs CKA 0 | S9 WSB 0 vs CKA 0 | S9 _3_0 vs _9_0 | S9 _1_0 vs _9_0 |
| N10 AAR 0 vs NPB 0 | N10 JET 0 vs AST 0 | N10 RCI 0 vs WSB 0 | N10 FDB 0 vs AST 0 | N10 _5_0 vs _7_0 | N10 _2_0 vs _8_0 |
| 30-Apr-2025 | 07-May-2025 | 14-May-2025 | 21-May-2025 | 00-Jan-1900 | 00-Jan-1900 |
| N8 _5_0 vs _9_0 | N8 _3_0 vs _10_0 | N8 _2_0 vs _9_0 | N8 _1_0 vs _4_0 | 0 0 vs 0 0 | 0 0 vs 0 0 |
| S8 _1_0 vs _8_0 | S8 _1_0 vs _7_0 | S8 _3_0 vs _8_0 | S8 _2_0 vs _3_0 | 0 0 vs 0 0 | 0 0 vs 0 0 |
| N9 _2_0 vs _7_0 | N9 _2_0 vs _6_0 | N9 _5_0 vs _6_0 | N9 DRH 0 vs DRV 0 | 0 0 vs 0 0 | 0 0 vs 0 0 |
| S9 _4_0 vs _10_0 | S9 _5_0 vs _8_0 | S9 _4_0 vs _7_0 | S9 C1H 0 vs C1V 0 | 0 0 vs 0 0 | 0 0 vs 0 0 |
| N10 _3_0 vs _6_0 | N10 _4_0 vs _9_0 | N10 _1_0 vs _10_0 | N10 C2H 0 vs C2V 0 | 0 0 vs 0 0 | 0 0 vs 0 0 |
| 00-Jan-1900 | 00-Jan-1900 | 00-Jan-1900 | | | |
| 0 0 vs 0 0 | 0 0 vs 0 0 | 0 0 vs 0 0 | *Shootout Game | | |
| 0 0 vs 0 0 | 0 0 vs 0 0 | 0 0 vs 0 0 | | | |
| 0 0 vs 0 0 | 0 0 vs 0 0 | 0 0 vs 0 0 | Rink and game times: | | |
| 0 0 vs 0 0 | 0 0 vs 0 0 | 0 0 vs 0 0 | N8 = North Rink at 8 pm; S8.5 = South Rink at 8:30 pm; etc. | | |
| 0 0 vs 0 0 | 0 0 vs 0 0 | 0 0 vs 0 0 | Home team is listed first | | |

Goal and Assist

Winter 2024
March 7, 2025

| <i>Game Date</i> | <i>Team</i> | <i>Period</i> | <i>No</i> | <i>Goal</i> | <i>Assist</i> | <i>Assist</i> |
|------------------|-------------|---------------|-----------|--------------------|--------------------|-----------------|
| 3/5/2025 | AAR | 1 | 1 | Pokorney M. (2) | | |
| 3/5/2025 | AAR | 1 | 2 | Barden A. (31) | Sub (20) | Erps S. (9) |
| 3/5/2025 | AAR | 1 | 3 | Huntzicker D. (28) | | |
| 3/5/2025 | AAR | 1 | 4 | Erps S. (9) | Huntzicker D. (28) | Barden A. (31) |
| 3/5/2025 | AAR | 2 | 5 | Pokorney M. (2) | | |
| 3/5/2025 | AAR | 2 | 6 | Erps S. (9) | | |
| 3/5/2025 | AAR | 2 | 7 | Huntzicker D. (28) | | |
| 3/5/2025 | AAR | 2 | 8 | Erps S. (9) | Huntzicker D. (28) | |
| 3/5/2025 | AST | 1 | 1 | Was A. (21) | Baalrud S. (27) | |
| 3/5/2025 | AST | 1 | 2 | Baalrud S. (27) | | |
| 3/5/2025 | AST | 1 | 3 | Was A. (21) | Dickinson G. (8) | |
| 3/5/2025 | CES | 1 | 1 | Joffe E. (9) | Sub (20) | Larson E. (16) |
| 3/5/2025 | CES | 1 | 2 | Joffe E. (9) | Sub (20) | |
| 3/5/2025 | CKA | 1 | 1 | Hattie M. (23) | Wilson Ken (18) | |
| 3/5/2025 | CKA | 2 | 2 | Bonkowski C. (11) | Hattie M. (23) | |
| 3/5/2025 | CKA | 2 | 3 | Hall E. (8) | Wilson Kirt (6) | Navarre G. (14) |
| 3/5/2025 | CKA | 2 | 4 | Bonkowski C. (11) | Bartolacci A. (5) | |
| 3/5/2025 | FDB | 1 | 1 | Kinasz A. (17) | McBride R. (10) | |
| 3/5/2025 | FDB | 1 | 2 | O'Brien M. (11) | | |
| 3/5/2025 | JET | 1 | 1 | Nilsson J. (11) | Baalrud S. (15) | Carlson C. (9) |
| 3/5/2025 | JET | 2 | 2 | Nilsson J. (11) | Blackburn R. (4) | |
| 3/5/2025 | KNT | 1 | 1 | Oxender A. (13) | Hescheles D. (3) | |
| 3/5/2025 | KNT | 2 | 2 | Gal J. (7) | Jordan N. (5) | Gregory E. (15) |
| 3/5/2025 | RCI | 1 | 1 | Udager A. (24) | | |
| 3/5/2025 | WSB | 2 | 1 | Joshi C. (96) | Porter J. (10) | |
| 3/5/2025 | WSB | 2 | 2 | Jilek J. (12) | Perkins T. (20) | Nalepa A. (2) |
| 3/5/2025 | WSB | 2 | 3 | Klempay T. (21) | Perkins T. (20) | |

*Sub Rating Change for Playoff and Finals; Period: 4=Overtime; 5=Shootout

Penalties

Winter 2024
March 7, 2025

| <i>Game Date</i> | <i>Team</i> | <i>No</i> | <i>Name</i> | <i>Offense</i> |
|------------------|-------------|-----------|------------------|----------------|
| 3/5/2025 | AST | 1 | Waltz S. | Trip |
| 3/5/2025 | AST | 2 | Dickinson G. | Hook |
| 3/5/2025 | AST | 3 | Frantzeskakis P. | Holding |
| 3/5/2025 | CES | 1 | Crawford M. | Hook |
| 3/5/2025 | CKA | 1 | Hall E. | Trip |
| 3/5/2025 | CKA | 2 | Paterson A. | Trip |
| 3/5/2025 | JET | 1 | Nilsson J. | Slash |
| 3/5/2025 | KNT | 1 | Hescheles D. | Trip |
| 3/5/2025 | KNT | 2 | Hescheles D. | Trip |
| 3/5/2025 | RCI | 1 | Foster M. | Trip |

Rostered and NonRostered Subs

Winter 2024

March 7, 2025

| Date | GameType | Team | Rostered Players | | | Sub Player | | Status | |
|----------|----------|------|------------------|--------|----------|-----------------|--------|--------|-------------|
| | | | Name | Jersey | Draft No | Name | Jersey | | Draft No |
| 3/5/2025 | Regular | AAR | Schueler D. | 17 | 60 | Barden A. | 31 | 58 | Rostered |
| 3/5/2025 | Regular | AST | DeWolfe T. | 19 | 50 | Gregory E. | 9 | 59 | Rostered |
| 3/5/2025 | Regular | AST | Forward J. | 4 | 71 | Was A. | 21 | 69 | NonRostered |
| 3/5/2025 | Regular | AST | McClelland J. | 3 | 91 | Frantzeskakis P | 23 | 96 | Rostered |
| 3/5/2025 | Regular | CES | O'Brien C. | 5 | 54 | Wilson Ken | 6 | 56 | Rostered |
| 3/5/2025 | Regular | CES | Milliken S. | 8 | 67 | Mayers H. | 100 | 67 | NonRostered |
| 3/5/2025 | Regular | CES | Sarosi M. | 40 | 104 | Wilson Kirt | 7 | 97 | NonRostered |
| 3/5/2025 | Regular | CKA | Frusti P. | 16 | 5 | Hattie M. | 23 | 3 | NonRostered |
| 3/5/2025 | Regular | CKA | Lobdell G. | 17 | 65 | Navarre G. | 14 | 64 | Rostered |
| 3/5/2025 | Regular | CKA | Johnson A. | 3 | 106 | Wilson Kirt | 6 | 97 | NonRostered |
| 3/5/2025 | Regular | FDB | Macgillivray C. | 5 | 95 | Kinasz A. | 17 | 95 | NonRostered |
| 3/5/2025 | Regular | JET | Clavier A. | 10 | 12 | Baalrud S. | 15 | 10 | Rostered |
| 3/5/2025 | Regular | KNT | Erps R. | 2 | 79 | Grant J. | 12 | 77 | Rostered |
| 3/5/2025 | Regular | KNT | Gilson T. | 10 | 99 | Barnes P. | 6 | 102 | Rostered |
| 3/5/2025 | Regular | NPB | Greene S. | 199 | 38 | Parks C. | 299 | 35 | Rostered |
| 3/5/2025 | Regular | RCI | Barry J. | 13 | 17 | Udager A. | 24 | 15 | Rostered |
| 3/5/2025 | Regular | RCI | Daum K. | 199 | 37 | Parks C. | 299 | 35 | Rostered |
| 3/5/2025 | Regular | RCI | Rensberger T. | 15 | 107 | Marine J. | 14 | 105 | NonRostered |
| 3/5/2025 | Regular | WSB | Edwards S. | 13 | 53 | Klempay T. | 21 | 50 | NonRostered |
| 3/5/2025 | Regular | WSB | Grantham L. | 11 | 73 | Anday C. | 9 | 74 | NonRostered |
| 3/5/2025 | Regular | WSB | Roberts J. | 8 | 88 | Joshi C. | 96 | 98 | NonRostered |
| 3/5/2025 | Regular | WSB | Talusan P. | 55 | 93 | Hula A. | 3 | 90 | Rostered |
| 3/5/2025 | Regular | WSB | Reinholt S. | 5 | 103 | Grenham R. | 44 | 100 | Rostered |

AAMHL Goals by player

Winter 2024

March 7, 2025

All = Reg Season + Playoff; PO = Playoff only; SB = Substitute only; SO = Shootout

| Team Name | All | PO | SB | SO | Team Name | All | PO | SB | SO | Team Name | All | PO | SB | SO |
|----------------------|-----|----|----|----|----------------------|-----|----|----|----|----------------------|-----|----|----|----|
| AAR Erps S. (9) | 16 | 0 | 0 | 0 | CKA Lobdell G. (17) | 3 | 0 | 0 | 0 | KNT Oxender A. (13) | 2 | 0 | 0 | 0 |
| AAR Huntzicker (28) | 16 | 0 | 0 | 0 | CKA Frantzeska (15) | 2 | 0 | 0 | 0 | KNT Gregory E. (15) | 1 | 0 | 0 | 0 |
| AAR Pokorney M (2) | 6 | 0 | 1 | 0 | CKA Joffe Brya (7) | 2 | 0 | 1 | 0 | KNT Cieciek C. (199) | 0 | 0 | 0 | 0 |
| AAR Kessler S. (13) | 4 | 0 | 3 | 0 | CKA Paterson A (12) | 2 | 0 | 4 | 0 | NPB Maltese C. (7) | 13 | 0 | 0 | 0 |
| AAR Vaughn C. (97) | 4 | 0 | 3 | 0 | CKA Johnson A. (3) | 1 | 0 | 0 | 0 | NPB Jefferson (19) | 7 | 0 | 1 | 0 |
| AAR Grenham R. (7) | 2 | 0 | 0 | 0 | CKA Wilson Ken (18) | 1 | 0 | 0 | 0 | NPB Perry B. (6) | 7 | 0 | 0 | 0 |
| AAR Kless J. (8) | 2 | 0 | 0 | 0 | CKA Barnes J. (199) | 0 | 0 | 0 | 0 | NPB Peterson S (22) | 5 | 0 | 1 | 0 |
| AAR Rouse C. (19) | 1 | 0 | 0 | 0 | FDB Stevens D. (19) | 14 | 0 | 0 | 0 | NPB Church M. (4) | 4 | 0 | 0 | 0 |
| AAR Schueler D (17) | 1 | 0 | 0 | 0 | FDB O'Brien M. (11) | 13 | 0 | 2 | 0 | NPB Kroll J. (14) | 4 | 0 | 0 | 0 |
| AAR Schroeder (199) | 0 | 0 | 0 | 0 | FDB McBride R. (10) | 4 | 0 | 0 | 0 | NPB Sturgeon R (12) | 3 | 0 | 0 | 0 |
| AAR Wilkins F. (99) | 0 | 0 | 0 | 0 | FDB Udager A. (7) | 4 | 0 | 1 | 0 | NPB Barden A. (8) | 1 | 0 | 1 | 0 |
| AST Weiler C. (11) | 14 | 0 | 3 | 0 | FDB Boutin J. (6) | 3 | 0 | 0 | 0 | NPB Stefan A. (16) | 1 | 0 | 1 | 0 |
| AST Baalrud S. (27) | 10 | 0 | 7 | 0 | FDB Crichton J (16) | 2 | 0 | 2 | 0 | NPB Copp A. (9) | 0 | 0 | 0 | 0 |
| AST Dickinson (8) | 9 | 0 | 0 | 0 | FDB Bogard S. (14) | 1 | 0 | 0 | 0 | NPB Greene S. (199) | 0 | 0 | 0 | 0 |
| AST DeWolfe T. (19) | 4 | 0 | 1 | 0 | FDB Reyes P. (4) | 1 | 0 | 0 | 0 | RCI Wells S. (9) | 11 | 0 | 0 | 0 |
| AST Waltz S. (18) | 4 | 0 | 1 | 0 | FDB Macgilliv (5) | 0 | 0 | 1 | 0 | RCI Foster D. (4) | 10 | 0 | 0 | 0 |
| AST McClelland (3) | 3 | 0 | 0 | 0 | FDB Opsahl Jef (12) | 0 | 0 | 0 | 0 | RCI Pawlowski (5) | 9 | 0 | 0 | 0 |
| AST Hula A. (2) | 1 | 0 | 0 | 0 | FDB Parks C. (199) | 0 | 0 | 0 | 0 | RCI Ahlquist S (2) | 3 | 0 | 0 | 0 |
| AST Nesbitt R. (22) | 1 | 0 | 0 | 0 | JET Nilsson J. (11) | 13 | 0 | 1 | 0 | RCI Barry J. (13) | 3 | 0 | 0 | 0 |
| AST DeWolfe S. (7) | 0 | 0 | 0 | 0 | JET Fitzpatric (8) | 7 | 0 | 4 | 0 | RCI Foster M. (10) | 3 | 0 | 0 | 0 |
| AST Forward J. (4) | 0 | 0 | 0 | 0 | JET Carlson C. (9) | 6 | 0 | 3 | 0 | RCI Montalban (6) | 3 | 0 | 3 | 0 |
| AST Verburg A. (199) | 0 | 0 | 0 | 0 | JET Ellies B. (12) | 4 | 0 | 0 | 0 | RCI Daum K. (199) | 0 | 0 | 0 | 0 |
| CES Joffe E. (9) | 14 | 0 | 0 | 0 | JET Teeter J. (7) | 4 | 0 | 0 | 0 | RCI Grant J. (12) | 0 | 0 | 0 | 0 |
| CES Joffe M. (22) | 10 | 0 | 0 | 0 | JET Barnes P. (2) | 3 | 0 | 0 | 0 | RCI Navarre G. (11) | 0 | 0 | 2 | 0 |
| CES Larson E. (16) | 3 | 0 | 0 | 0 | JET Clavier A. (10) | 3 | 0 | 0 | 0 | RCI Rensberger (15) | 0 | 0 | 0 | 0 |
| CES Lynn K. (27) | 3 | 0 | 0 | 0 | JET Langrock E (3) | 2 | 0 | 1 | 0 | WSB Jilek J. (12) | 10 | 0 | 0 | 0 |
| CES Sarosi M. (40) | 3 | 0 | 1 | 0 | JET Blackburn (4) | 0 | 0 | 0 | 0 | WSB Grantham L (11) | 4 | 0 | 0 | 0 |
| CES Crawford M (28) | 2 | 0 | 1 | 0 | JET Fisher J. (6) | 0 | 0 | 0 | 0 | WSB Perkins T. (20) | 3 | 0 | 0 | 0 |
| CES Conley J. (13) | 1 | 0 | 0 | 0 | JET Stoller C. (199) | 0 | 0 | 0 | 0 | WSB Porter J. (10) | 2 | 0 | 0 | 0 |
| CES Milliken S (8) | 1 | 0 | 0 | 0 | KNT Gal J. (7) | 32 | 0 | 6 | 0 | WSB Dillen K. (7) | 1 | 0 | 0 | 0 |
| CES O'Brien C. (5) | 1 | 0 | 0 | 0 | KNT Jordan N. (5) | 18 | 0 | 1 | 0 | WSB Edwards S. (13) | 1 | 0 | 0 | 0 |
| CES Peal D. (45) | 0 | 0 | 0 | 0 | KNT Hescheles (3) | 6 | 0 | 0 | 0 | WSB Roberts J. (8) | 1 | 0 | 0 | 0 |
| CES Weiler M. (199) | 0 | 0 | 0 | 0 | KNT Bourne B. (8) | 3 | 0 | 0 | 0 | WSB Ciatti A. (199) | 0 | 0 | 0 | 0 |
| CKA Bartolacci (5) | 8 | 0 | 1 | 0 | KNT Heald D. (9) | 3 | 0 | 0 | 0 | WSB Nalepa A. (2) | 0 | 0 | 0 | 0 |
| CKA Frusti P. (16) | 5 | 0 | 0 | 0 | KNT Erps R. (2) | 2 | 0 | 0 | 0 | WSB Reinholt S (5) | 0 | 0 | 0 | 0 |
| CKA Bonkowski (11) | 4 | 0 | 0 | 0 | KNT Gilson T. (10) | 2 | 0 | 0 | 0 | WSB Talusan P. (55) | 0 | 0 | 0 | 0 |
| CKA Hall E. (8) | 3 | 0 | 1 | 0 | KNT Gregory A. (11) | 2 | 0 | 0 | 0 | | | | | |

AAMHL Assists by player

Winter 2024

March 7, 2025

All = Reg Season + Playoff; PO = Playoff only; SB = Substitute only

| <i>Team</i> | <i>Name</i> | <i>All</i> | <i>PO</i> | <i>SB</i> | <i>Team</i> | <i>Name</i> | <i>All</i> | <i>PO</i> | <i>SB</i> | <i>Team</i> | <i>Name</i> | <i>All</i> | <i>PO</i> | <i>SB</i> |
|-------------|------------------|------------|-----------|-----------|-------------|------------------|------------|-----------|-----------|-------------|------------------|------------|-----------|-----------|
| AAR | Huntzicker (28) | 13 | 0 | 0 | CKA | Paterson A (12) | 4 | 0 | 1 | KNT | Cieciak C. (199) | 2 | 0 | 0 |
| AAR | Erps S. (9) | 10 | 0 | 0 | CKA | Bartolacci (5) | 3 | 0 | 0 | KNT | Erps R. (2) | 2 | 0 | 0 |
| AAR | Kless J. (8) | 5 | 0 | 1 | CKA | Wilson Ken (18) | 3 | 0 | 0 | KNT | Gregory A. (11) | 2 | 0 | 1 |
| AAR | Kessler S. (13) | 4 | 0 | 2 | CKA | Hall E. (8) | 1 | 0 | 0 | NPB | Peterson S (22) | 10 | 0 | 3 |
| AAR | Schueler D (17) | 4 | 0 | 0 | CKA | Barnes J. (199) | 0 | 0 | 0 | NPB | Kroll J. (14) | 6 | 0 | 0 |
| AAR | Grenham R. (7) | 3 | 0 | 3 | CKA | Johnson A. (3) | 0 | 0 | 0 | NPB | Maltese C. (7) | 6 | 0 | 0 |
| AAR | Vaughn C. (97) | 3 | 0 | 6 | CKA | Lobdell G. (17) | 0 | 0 | 0 | NPB | Church M. (4) | 5 | 0 | 0 |
| AAR | Pokorney M (2) | 2 | 0 | 0 | FDB | Stevens D. (19) | 12 | 0 | 1 | NPB | Copp A. (9) | 5 | 0 | 0 |
| AAR | Rouse C. (19) | 2 | 0 | 0 | FDB | Udager A. (7) | 8 | 0 | 1 | NPB | Jefferson (19) | 4 | 0 | 0 |
| AAR | Schroeder (199) | 0 | 0 | 0 | FDB | O'Brien M. (11) | 6 | 0 | 0 | NPB | Perry B. (6) | 3 | 0 | 1 |
| AAR | Wilkins F. (99) | 0 | 0 | 0 | FDB | McBride R. (10) | 5 | 0 | 0 | NPB | Stefan A. (16) | 3 | 0 | 0 |
| AST | Weiler C. (11) | 9 | 0 | 1 | FDB | Bogard S. (14) | 4 | 0 | 0 | NPB | Sturgeon R (12) | 3 | 0 | 0 |
| AST | DeWolfe T. (19) | 6 | 0 | 0 | FDB | Boutin J. (6) | 4 | 0 | 0 | NPB | Barden A. (8) | 1 | 0 | 2 |
| AST | Dickinson (8) | 6 | 0 | 0 | FDB | Macgillivray (5) | 3 | 0 | 0 | NPB | Greene S. (199) | 0 | 0 | 0 |
| AST | Baalrud S. (27) | 5 | 0 | 3 | FDB | Crichton J (16) | 2 | 0 | 0 | RCI | Montalban (6) | 7 | 0 | 0 |
| AST | McClelland (3) | 3 | 0 | 0 | FDB | Reyes P. (4) | 2 | 0 | 0 | RCI | Foster D. (4) | 6 | 0 | 0 |
| AST | Hula A. (2) | 2 | 0 | 0 | FDB | Opsahl Jef (12) | 0 | 0 | 0 | RCI | Barry J. (13) | 5 | 0 | 0 |
| AST | Nesbitt R. (22) | 2 | 0 | 0 | FDB | Parks C. (199) | 0 | 0 | 0 | RCI | Ahquist S (2) | 4 | 0 | 0 |
| AST | DeWolfe S. (7) | 1 | 0 | 0 | JET | Carlson C. (9) | 13 | 0 | 0 | RCI | Pawlowski (5) | 4 | 0 | 0 |
| AST | Forward J. (4) | 0 | 0 | 0 | JET | Ellies B. (12) | 8 | 0 | 0 | RCI | Wells S. (9) | 3 | 0 | 0 |
| AST | Verburg A. (199) | 0 | 0 | 0 | JET | Nilsson J. (11) | 7 | 0 | 3 | RCI | Grant J. (12) | 2 | 0 | 0 |
| AST | Waltz S. (18) | 0 | 0 | 0 | JET | Barnes P. (2) | 4 | 0 | 1 | RCI | Foster M. (10) | 1 | 0 | 0 |
| CES | Joffe E. (9) | 7 | 0 | 0 | JET | Blackburn (4) | 4 | 0 | 0 | RCI | Navarre G. (11) | 1 | 0 | 1 |
| CES | Joffe M. (22) | 7 | 0 | 0 | JET | Clavier A. (10) | 4 | 0 | 0 | RCI | Rensberger (15) | 1 | 0 | 0 |
| CES | Milliken S (8) | 5 | 0 | 0 | JET | Fitzpatric (8) | 3 | 0 | 2 | RCI | Daum K. (199) | 0 | 0 | 0 |
| CES | Crawford M (28) | 4 | 0 | 0 | JET | Langrock E (3) | 3 | 0 | 4 | WSB | Perkins T. (20) | 5 | 0 | 0 |
| CES | Larson E. (16) | 4 | 0 | 0 | JET | Teeter J. (7) | 3 | 0 | 0 | WSB | Porter J. (10) | 5 | 0 | 0 |
| CES | Conley J. (13) | 3 | 0 | 0 | JET | Fisher J. (6) | 1 | 0 | 0 | WSB | Jilek J. (12) | 4 | 0 | 1 |
| CES | O'Brien C. (5) | 3 | 0 | 0 | JET | Stoller C. (199) | 0 | 0 | 0 | WSB | Grantham L (11) | 3 | 0 | 0 |
| CES | Peal D. (45) | 2 | 0 | 0 | KNT | Gal J. (7) | 21 | 0 | 1 | WSB | Dillen K. (7) | 2 | 0 | 0 |
| CES | Sarosi M. (40) | 2 | 0 | 0 | KNT | Bourne B. (8) | 12 | 0 | 0 | WSB | Edwards S. (13) | 2 | 0 | 1 |
| CES | Lynn K. (27) | 1 | 0 | 0 | KNT | Jordan N. (5) | 11 | 0 | 1 | WSB | Nalepa A. (2) | 2 | 0 | 0 |
| CES | Weiler M. (199) | 0 | 0 | 0 | KNT | Gilson T. (10) | 9 | 0 | 0 | WSB | Reinholt S (5) | 1 | 0 | 0 |
| CKA | Bonkowski (11) | 8 | 0 | 0 | KNT | Gregory E. (15) | 5 | 0 | 0 | WSB | Roberts J. (8) | 1 | 0 | 0 |
| CKA | Frantzeska (15) | 5 | 0 | 0 | KNT | Heald D. (9) | 5 | 0 | 0 | WSB | Ciatti A. (199) | 0 | 0 | 0 |
| CKA | Frusti P. (16) | 5 | 0 | 3 | KNT | Oxender A. (13) | 5 | 0 | 0 | WSB | Talusan P. (55) | 0 | 0 | 0 |
| CKA | Joffe Brya (7) | 5 | 0 | 0 | KNT | Hescheles (3) | 3 | 0 | 0 | | | | | |

AAMHL Points by player

Winter 2024

March 7, 2025

All = Reg Season + Playoff; PO = Playoff only; SB = Substitute only

| <i>Team</i> | <i>Name</i> | <i>All</i> | <i>PO</i> | <i>SB</i> | <i>Team</i> | <i>Name</i> | <i>All</i> | <i>PO</i> | <i>SB</i> | <i>Team</i> | <i>Name</i> | <i>All</i> | <i>PO</i> | <i>SB</i> |
|-------------|------------------|------------|-----------|-----------|-------------|------------------|------------|-----------|-----------|-------------|------------------|------------|-----------|-----------|
| AAR | Huntzicker (28) | 29 | 0 | 0 | CKA | Joffe Brya (7) | 7 | 0 | 1 | KNT | Erps R. (2) | 4 | 0 | 0 |
| AAR | Erps S. (9) | 26 | 0 | 0 | CKA | Paterson A (12) | 6 | 0 | 5 | KNT | Gregory A. (11) | 4 | 0 | 1 |
| AAR | Kessler S. (13) | 8 | 0 | 5 | CKA | Hall E. (8) | 4 | 0 | 1 | KNT | Cieciak C. (199) | 2 | 0 | 0 |
| AAR | Pokorney M (2) | 8 | 0 | 1 | CKA | Wilson Ken (18) | 4 | 0 | 0 | NPB | Maltese C. (7) | 19 | 0 | 0 |
| AAR | Kless J. (8) | 7 | 0 | 1 | CKA | Lobdell G. (17) | 3 | 0 | 0 | NPB | Peterson S (22) | 15 | 0 | 4 |
| AAR | Vaughn C. (97) | 7 | 0 | 9 | CKA | Johnson A. (3) | 1 | 0 | 0 | NPB | Jefferson (19) | 11 | 0 | 1 |
| AAR | Grenham R. (7) | 5 | 0 | 3 | CKA | Barnes J. (199) | 0 | 0 | 0 | NPB | Kroll J. (14) | 10 | 0 | 0 |
| AAR | Schueler D (17) | 5 | 0 | 0 | FDB | Stevens D. (19) | 26 | 0 | 1 | NPB | Perry B. (6) | 10 | 0 | 1 |
| AAR | Rouse C. (19) | 3 | 0 | 0 | FDB | O'Brien M. (11) | 19 | 0 | 2 | NPB | Church M. (4) | 9 | 0 | 0 |
| AAR | Schroeder (199) | 0 | 0 | 0 | FDB | Udager A. (7) | 12 | 0 | 2 | NPB | Sturgeon R (12) | 6 | 0 | 0 |
| AAR | Wilkins F. (99) | 0 | 0 | 0 | FDB | McBride R. (10) | 9 | 0 | 0 | NPB | Copp A. (9) | 5 | 0 | 0 |
| AST | Weiler C. (11) | 23 | 0 | 4 | FDB | Boutin J. (6) | 7 | 0 | 0 | NPB | Stefan A. (16) | 4 | 0 | 1 |
| AST | Baalrud S. (27) | 15 | 0 | 10 | FDB | Bogard S. (14) | 5 | 0 | 0 | NPB | Barden A. (8) | 2 | 0 | 3 |
| AST | Dickinson (8) | 15 | 0 | 0 | FDB | Crichton J (16) | 4 | 0 | 2 | NPB | Greene S. (199) | 0 | 0 | 0 |
| AST | DeWolfe T. (19) | 10 | 0 | 1 | FDB | Macjillivr (5) | 3 | 0 | 1 | RCI | Foster D. (4) | 16 | 0 | 0 |
| AST | McClelland (3) | 6 | 0 | 0 | FDB | Reyes P. (4) | 3 | 0 | 0 | RCI | Wells S. (9) | 14 | 0 | 0 |
| AST | Waltz S. (18) | 4 | 0 | 1 | FDB | Opsahl Jef (12) | 0 | 0 | 0 | RCI | Pawlowski (5) | 13 | 0 | 0 |
| AST | Hula A. (2) | 3 | 0 | 0 | FDB | Parks C. (199) | 0 | 0 | 0 | RCI | Montalban (6) | 10 | 0 | 3 |
| AST | Nesbitt R. (22) | 3 | 0 | 0 | JET | Nilsson J. (11) | 20 | 0 | 4 | RCI | Barry J. (13) | 8 | 0 | 0 |
| AST | DeWolfe S. (7) | 1 | 0 | 0 | JET | Carlson C. (9) | 19 | 0 | 3 | RCI | Ahlquist S (2) | 7 | 0 | 0 |
| AST | Forward J. (4) | 0 | 0 | 0 | JET | Ellies B. (12) | 12 | 0 | 0 | RCI | Foster M. (10) | 4 | 0 | 0 |
| AST | Verburg A. (199) | 0 | 0 | 0 | JET | Fitzpatric (8) | 10 | 0 | 6 | RCI | Grant J. (12) | 2 | 0 | 0 |
| CES | Joffe E. (9) | 21 | 0 | 0 | JET | Barnes P. (2) | 7 | 0 | 1 | RCI | Navarre G. (11) | 1 | 0 | 3 |
| CES | Joffe M. (22) | 17 | 0 | 0 | JET | Clavier A. (10) | 7 | 0 | 0 | RCI | Rensberger (15) | 1 | 0 | 0 |
| CES | Larson E. (16) | 7 | 0 | 0 | JET | Teeter J. (7) | 7 | 0 | 0 | RCI | Daum K. (199) | 0 | 0 | 0 |
| CES | Crawford M (28) | 6 | 0 | 1 | JET | Langrock E (3) | 5 | 0 | 5 | WSB | Jilek J. (12) | 14 | 0 | 1 |
| CES | Milliken S (8) | 6 | 0 | 0 | JET | Blackburn (4) | 4 | 0 | 0 | WSB | Perkins T. (20) | 8 | 0 | 0 |
| CES | Sarosi M. (40) | 5 | 0 | 1 | JET | Fisher J. (6) | 1 | 0 | 0 | WSB | Grantham L (11) | 7 | 0 | 0 |
| CES | Conley J. (13) | 4 | 0 | 0 | JET | Stoller C. (199) | 0 | 0 | 0 | WSB | Porter J. (10) | 7 | 0 | 0 |
| CES | Lynn K. (27) | 4 | 0 | 0 | KNT | Gal J. (7) | 53 | 0 | 7 | WSB | Dillen K. (7) | 3 | 0 | 0 |
| CES | O'Brien C. (5) | 4 | 0 | 0 | KNT | Jordan N. (5) | 29 | 0 | 2 | WSB | Edwards S. (13) | 3 | 0 | 1 |
| CES | Peal D. (45) | 2 | 0 | 0 | KNT | Bourne B. (8) | 15 | 0 | 0 | WSB | Nalepa A. (2) | 2 | 0 | 0 |
| CES | Weiler M. (199) | 0 | 0 | 0 | KNT | Gilson T. (10) | 11 | 0 | 0 | WSB | Roberts J. (8) | 2 | 0 | 0 |
| CKA | Bonkowski (11) | 12 | 0 | 0 | KNT | Hescheles (3) | 9 | 0 | 0 | WSB | Reinholt S (5) | 1 | 0 | 0 |
| CKA | Bartolacci (5) | 11 | 0 | 1 | KNT | Heald D. (9) | 8 | 0 | 0 | WSB | Ciatti A. (199) | 0 | 0 | 0 |
| CKA | Frusti P. (16) | 10 | 0 | 3 | KNT | Oxender A. (13) | 7 | 0 | 0 | WSB | Talusan P. (55) | 0 | 0 | 0 |
| CKA | Frantzeska (15) | 7 | 0 | 0 | KNT | Gregory E. (15) | 6 | 0 | 0 | | | | | |

AAMHL Penalties by player

Winter 2024
March 7, 2025

| <i>Team</i> | <i>Name</i> | <i>Total</i> | <i>Category</i> | <i>Team</i> | <i>Name</i> | <i>Total</i> | <i>Category</i> | <i>Team</i> | <i>Name</i> | <i>Total</i> | <i>Category</i> |
|-------------|-----------------|--------------|-----------------|-------------|-----------------|--------------|-----------------|-------------|---------------|--------------|-----------------|
| AAR | Erps S. | 1 | Conformist | CKA | Frusti P. | 2 | Hooker | KNT | Hescheles D. | 5 | Tripper |
| AAR | Grenham R. | 1 | Conformist | CKA | Hall E. | 1 | Conformist | KNT | Jordan N. | 0 | Conformist |
| AAR | Huntzicker D. | 0 | Conformist | CKA | Joffe Bryan | 1 | Conformist | KNT | Oxender A. | 1 | Conformist |
| AAR | Kessler S. | 0 | Conformist | CKA | Johnson A. | 0 | Conformist | NPB | Barden A. | 1 | Conformist |
| AAR | Kless J. | 0 | Conformist | CKA | Lobdell G. | 0 | Conformist | NPB | Church M. | 1 | Conformist |
| AAR | Pokorney M. | 1 | Conformist | CKA | Paterson A. | 5 | Tripper | NPB | Copp A. | 2 | Tripper |
| AAR | Rouse C. | 0 | Conformist | CKA | Wilson Ken | 0 | Conformist | NPB | Greene S. | 0 | Conformist |
| AAR | Schroeder D. | 0 | Conformist | FDB | Bogard S. | 1 | Conformist | NPB | Jefferson D. | 0 | Conformist |
| AAR | Schueler D. | 1 | Conformist | FDB | Boutin J. | 2 | Tripper | NPB | Kroll J. | 0 | Conformist |
| AAR | Vaughn C. | 1 | Conformist | FDB | Crichton J. | 1 | Conformist | NPB | Maltese C. | 1 | Conformist |
| AAR | Wilkins F. | 0 | Conformist | FDB | Macgillivray C. | 1 | Conformist | NPB | Perry B. | 0 | Conformist |
| AST | Baalrud S. | 1 | Conformist | FDB | McBride R. | 1 | Conformist | NPB | Peterson S. | 1 | Conformist |
| AST | DeWolfe S. | 0 | Conformist | FDB | O'Brien M. | 1 | Conformist | NPB | Stefan A. | 1 | Conformist |
| AST | DeWolfe T. | 0 | Conformist | FDB | Opsahl Jeff | 2 | Hooker | NPB | Sturgeon R. | 0 | Conformist |
| AST | Dickinson G. | 4 | Hooker | FDB | Parks C. | 0 | Conformist | RCI | Ahlfquist S. | 3 | Tripper |
| AST | Forward J. | 2 | Tripper | FDB | Reyes P. | 1 | Conformist | RCI | Barry J. | 1 | Conformist |
| AST | Hula A. | 0 | Conformist | FDB | Stevens D. | 1 | Conformist | RCI | Daum K. | 0 | Conformist |
| AST | McClelland J. | 0 | Conformist | FDB | Udager A. | 1 | Conformist | RCI | Foster D. | 0 | Conformist |
| AST | Nesbitt R. | 2 | Tripper | JET | Barnes P. | 0 | Conformist | RCI | Foster M. | 1 | Conformist |
| AST | Verburg A. | 0 | Conformist | JET | Blackburn R. | 0 | Conformist | RCI | Grant J. | 0 | Conformist |
| AST | Waltz S. | 3 | Hooker | JET | Carlson C. | 1 | Conformist | RCI | Montalban A. | 1 | Conformist |
| AST | Weiler C. | 2 | Tripper | JET | Clavier A. | 0 | Conformist | RCI | Navarre G. | 1 | Conformist |
| CES | Conley J. | 2 | Hooker | JET | Ellies B. | 1 | Conformist | RCI | Pawlowski B. | 0 | Conformist |
| CES | Crawford M. | 1 | Conformist | JET | Fisher J. | 0 | Conformist | RCI | Rensberger T. | 1 | Conformist |
| CES | Joffe E. | 0 | Conformist | JET | Fitzpatrick M. | 0 | Conformist | RCI | Wells S. | 1 | Conformist |
| CES | Joffe M. | 0 | Conformist | JET | Langrock E. | 2 | Hooker | WSB | Ciatti A. | 0 | Conformist |
| CES | Larson E. | 0 | Conformist | JET | Nilsson J. | 1 | Conformist | WSB | Dillen K. | 0 | Conformist |
| CES | Lynn K. | 2 | Hooker | JET | Stoller C. | 0 | Conformist | WSB | Edwards S. | 4 | Tripper |
| CES | Milliken S. | 0 | Conformist | JET | Teeter J. | 1 | Conformist | WSB | Grantham L. | 0 | Conformist |
| CES | O'Brien C. | 3 | Tripper | KNT | Bourne B. | 4 | Tripper | WSB | Jilek J. | 1 | Conformist |
| CES | Peal D. | 0 | Conformist | KNT | Cieciak C. | 0 | Conformist | WSB | Nalepa A. | 0 | Conformist |
| CES | Sarosi M. | 1 | Conformist | KNT | Erps R. | 2 | Tripper | WSB | Perkins T. | 1 | Conformist |
| CES | Weiler M. | 0 | Conformist | KNT | Gal J. | 0 | Conformist | WSB | Porter J. | 0 | Conformist |
| CKA | Barnes J. | 0 | Conformist | KNT | Gilson T. | 0 | Conformist | WSB | Reinholt S. | 0 | Conformist |
| CKA | Bartolacci A. | 0 | Conformist | KNT | Gregory A. | 0 | Conformist | WSB | Roberts J. | 0 | Conformist |
| CKA | Bonkowski C. | 0 | Conformist | KNT | Gregory E. | 0 | Conformist | WSB | Talusan P. | 0 | Conformist |
| CKA | Frantzeskakis P | 0 | Conformist | KNT | Heald D. | 0 | Conformist | | | | |

Points Per Game By Year

Winter 2024
March 7, 2025

| Name | Points per Game per Year | | | | Trend | Name | Points per Game per Year | | | | Trend | Name | Points per Game per Year | | | | Trend |
|------------------|--------------------------|------|------|------|-------|-----------------|--------------------------|------|------|------|------------|---------------|--------------------------|------|------|------|-------|
| | 2024 | 2023 | 2022 | 2021 | Rank | | 2024 | 2023 | 2022 | 2021 | Rank | | 2024 | 2023 | 2022 | 2021 | Rank |
| Ahlquist S. | 0.53 | 0.92 | 0.73 | 0.68 | | Gal J. | 2.49 | 1.71 | 1.83 | 2.08 | | Navarre G. | 0.28 | 0.13 | 0.34 | 0.09 | |
| Baalrud S. | 1.09 | 0.00 | 0.00 | 0.00 | | Gilson T. | 0.45 | 0.33 | 0.40 | 0.50 | | Nesbitt R. | 0.13 | 0.30 | 0.29 | 0.45 | |
| Barden A. | 0.24 | 0.00 | 0.00 | 0.00 | | Grant J. | 0.15 | 0.23 | 0.37 | 0.31 | | Nilsson J. | 1.36 | 1.47 | 1.36 | 0.00 | |
| Barnes P. | 0.44 | 0.35 | 0.24 | 0.14 | 2 | Grantham L. | 0.60 | 0.64 | 0.60 | 0.59 | | O'Brien C. | 0.47 | 0.27 | 0.38 | 0.38 | |
| Barry J. | 0.95 | 0.00 | 0.00 | 0.00 | | Gregory A. | 0.21 | 0.43 | 0.30 | 0.27 | | O'Brien M. | 1.27 | 1.58 | 1.39 | 1.51 | |
| Bartolacci A. | 0.65 | 0.00 | 0.00 | 0.00 | | Gregory E. | 0.27 | 0.17 | 0.38 | 0.47 | | Opsahl Jeff | 0.35 | 0.28 | 0.63 | 1.13 | |
| Blackburn R. | 0.33 | 0.31 | 0.54 | 0.57 | | Grenham R. | 0.21 | 0.22 | 0.32 | 0.29 | | Oxender A. | 0.68 | 1.05 | 1.08 | 0.83 | |
| Bogard S. | 0.41 | 0.26 | 0.43 | 0.37 | | Hall E. | 0.83 | 1.00 | 1.00 | 1.07 | | Paterson A. | 0.37 | 0.14 | 0.33 | 0.47 | |
| Bonkowski C. | 1.00 | 1.40 | 1.61 | 1.73 | | Heald D. | 0.32 | 0.18 | 0.18 | 0.34 | | Pawlowski B. | 0.69 | 0.38 | 0.49 | 0.81 | |
| Bourne B. | 0.92 | 0.94 | 0.00 | 0.00 | | Hescheles D. | 0.78 | 0.57 | 0.58 | 0.70 | | Peal D. | 0.15 | 0.19 | 0.20 | 0.20 | |
| Boutin J. | 0.38 | 0.13 | 0.47 | 0.35 | | Hula A. | 0.17 | 0.19 | 0.00 | 0.00 | | Perkins T. | 1.13 | 0.98 | 0.72 | 1.18 | |
| Carlson C. | 1.18 | 0.91 | 1.31 | 1.45 | | Huntzicker D. | 2.20 | 1.91 | 1.67 | 1.57 | 1 | Perry B. | 0.72 | 0.89 | 1.00 | 1.16 | |
| Church M. | 0.43 | 0.89 | 0.46 | 0.84 | | Jefferson D. | 0.89 | 0.96 | 0.69 | 0.90 | | Peterson S. | 0.95 | 0.70 | 1.42 | 0.54 | |
| Clavier A. | 0.61 | 0.50 | 0.92 | 0.81 | | Jilek J. | 1.14 | 0.00 | 0.00 | 0.00 | | Pokorney M. | 0.69 | 0.78 | 0.80 | 0.91 | |
| Conley J. | 0.36 | 0.26 | 0.20 | 0.37 | | Joffe Bryan | 0.65 | 0.00 | 0.00 | 0.00 | | Porter J. | 0.79 | 1.29 | 1.16 | 1.41 | |
| Copp A. | 0.28 | 0.19 | 0.21 | 0.27 | | Joffe E. | 1.37 | 1.02 | 1.16 | 1.37 | | Reinholt S. | 0.07 | 0.10 | 0.23 | 0.14 | |
| Crawford M. | 0.52 | 1.07 | 0.82 | 0.94 | | Joffe M. | 0.94 | 0.59 | 1.10 | 1.29 | | Rensberger T. | 0.03 | 0.00 | 0.22 | 0.23 | |
| Crichton J. | 0.26 | 0.12 | 0.48 | 0.59 | | Johnson A. | 0.13 | 0.16 | 0.18 | 0.25 | | Reyes P. | 0.31 | 0.36 | 0.59 | 0.48 | |
| DeWolfe S. | 0.09 | 0.06 | 0.38 | 0.23 | | Jordan N. | 1.72 | 0.94 | 0.00 | 0.00 | | Roberts J. | 0.24 | 0.37 | 0.73 | 0.53 | |
| DeWolfe T. | 0.65 | 0.54 | 0.49 | 0.90 | | Kessler S. | 0.35 | 0.25 | 0.52 | 0.33 | | Rouse C. | 0.16 | 0.37 | 0.30 | 0.20 | |
| Dickinson G. | 1.07 | 0.83 | 1.39 | 0.00 | | Kless J. | 0.35 | 0.48 | 0.38 | 0.40 | | Sarosi M. | 0.32 | 0.42 | 0.30 | 0.33 | |
| Dillen K. | 0.54 | 0.00 | 0.53 | 0.00 | | Kroll J. | 0.90 | 0.44 | 0.44 | 0.82 | | Schueler D. | 0.27 | 0.33 | 0.50 | 0.31 | |
| Edwards S. | 0.29 | 0.68 | 0.59 | 0.57 | | Langrock E. | 0.48 | 0.35 | 0.00 | 0.00 | | Stefan A. | 0.38 | 0.05 | 0.26 | 0.34 | |
| Ellies B. | 0.57 | 0.69 | 0.71 | 0.45 | | Larson E. | 0.77 | 1.31 | 1.00 | 0.68 | | Stevens D. | 1.31 | 1.20 | 1.33 | 1.80 | |
| Erps R. | 0.17 | 0.19 | 0.30 | 0.43 | | Lobdell G. | 0.28 | 0.19 | 0.32 | 0.35 | | Sturgeon R. | 0.23 | 0.31 | 0.32 | 0.44 | |
| Erps S. | 1.44 | 1.33 | 1.34 | 1.54 | | Lynn K. | 0.22 | 0.00 | 0.00 | 0.00 | | Talusan P. | 0.21 | 0.47 | 0.31 | 0.00 | |
| Fisher J. | 0.07 | 0.12 | 0.12 | 0.12 | | Macgillivray C. | 0.21 | 0.15 | 0.29 | 0.44 | | Teeter J. | 0.24 | 0.35 | 0.25 | 0.55 | |
| Fitzpatrick M. | 0.70 | 0.76 | 1.05 | 0.62 | | Maltese C. | 1.31 | 1.77 | 0.00 | 0.00 | | Udager A. | 0.76 | 0.73 | 0.00 | 0.00 | |
| Forward J. | 0.36 | 0.53 | 0.43 | 0.90 | | McBride R. | 0.52 | 0.54 | 0.67 | 0.63 | | Vaughn C. | 0.95 | 0.41 | 1.23 | 1.03 | |
| Foster D. | 0.83 | 1.03 | 1.23 | 1.07 | | McClelland J. | 0.39 | 0.23 | 0.25 | 0.49 | | Waltz S. | 0.47 | 0.32 | 0.66 | 0.77 | |
| Foster M. | 0.24 | 0.22 | 0.24 | 0.37 | | Milliken S. | 0.26 | 0.25 | 0.17 | 0.15 | | Weiler C. | 1.12 | 0.98 | 1.00 | 0.00 | |
| Frantzeskakis P. | 0.43 | 0.24 | 0.42 | 0.20 | | Montalban A. | 1.32 | 1.68 | 0.00 | 0.00 | | Wells S. | 0.97 | 0.57 | 0.94 | 1.26 | |
| Frusti P. | 1.20 | 1.82 | 1.42 | 1.68 | | Nalepa A. | 0.22 | 0.50 | 0.55 | 0.39 | | Wilkins F. | 0.09 | 0.33 | 0.26 | 0.49 | |
| | | | | | | | | | | | Wilson Ken | 0.27 | 0.38 | 0.44 | 0.58 | | |

Trend Rank = A rank of the players with an increasing rate of the number of points per game per year over the last 5 years.

The rank number is based on the slope of a least-square linear fit to the last five years of points per game data for each player.

The lower the rank number the greater the rate of increase in points per game per year.

The quality of the fit (coefficient of determination) must be greater than 0.4 to be assigned a rank

Player points since 2006

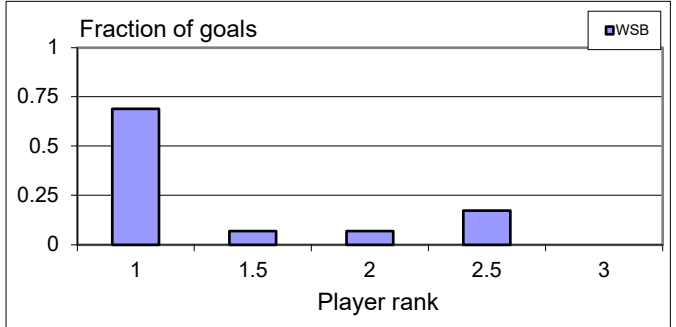
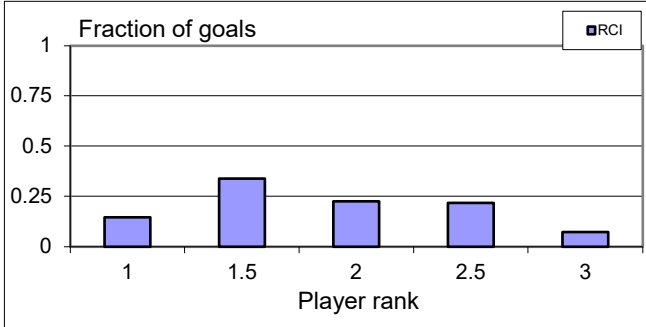
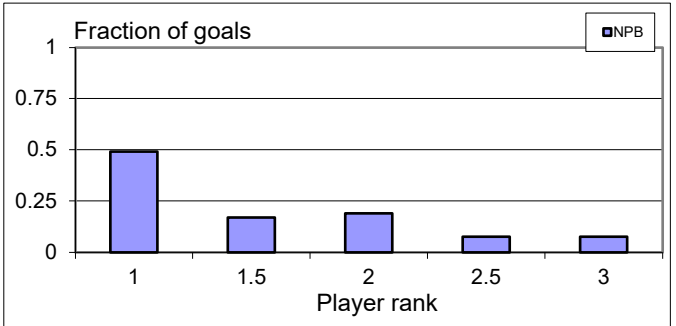
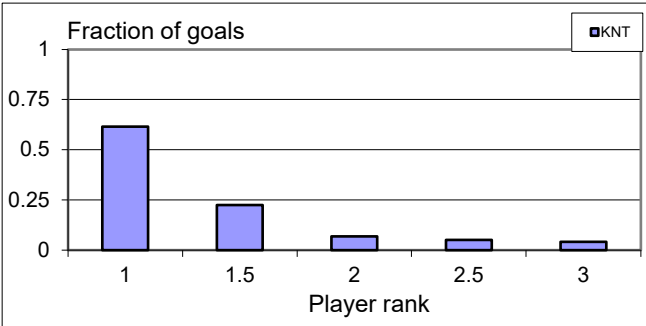
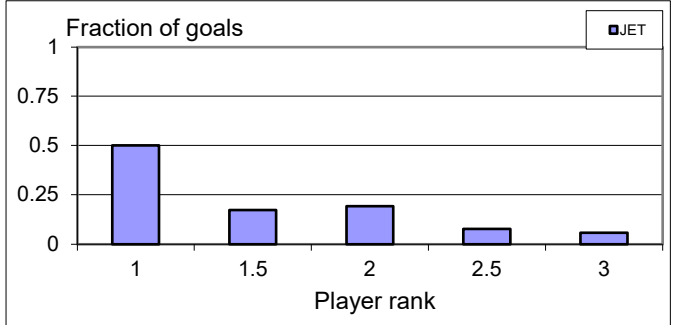
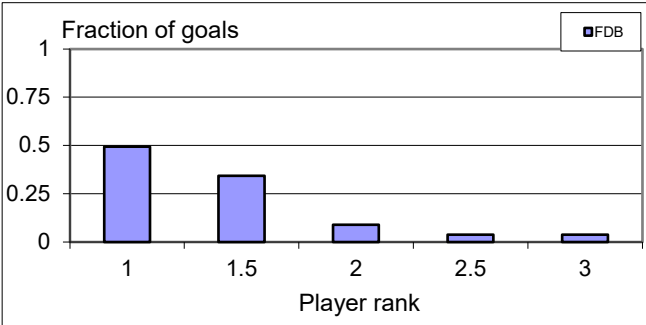
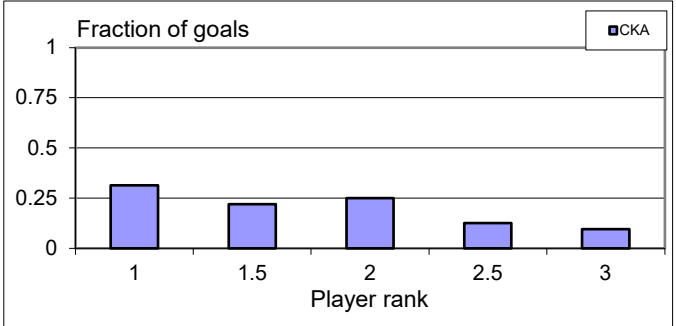
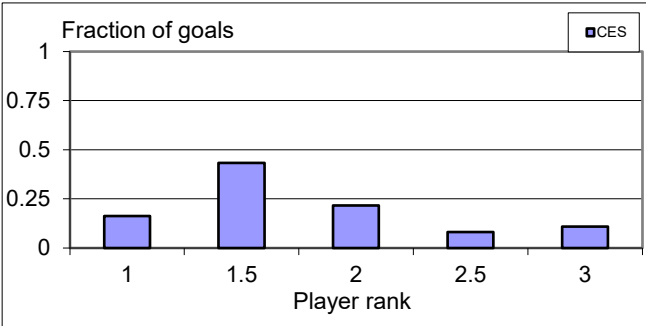
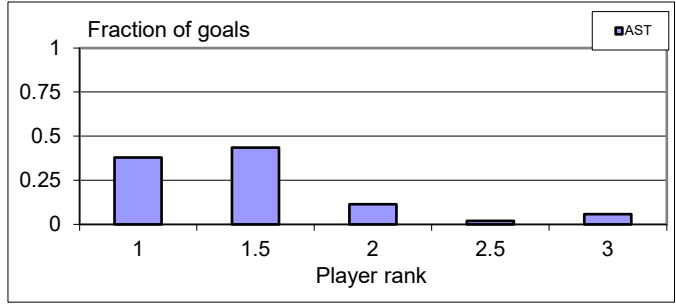
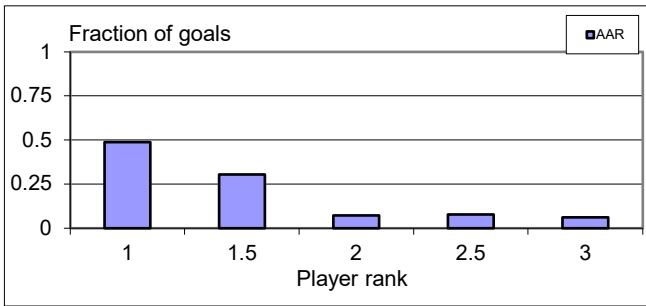
Winter 2024
March 7, 2025

| Name | Games | Goals | Asists | Points/Game | Name | Games | Goals | Asists | Points/Game | Name | Games | Goals | Asists | Points/Game |
|------------------|-------|-------|--------|-------------|-----------------|-------|-------|--------|-------------|---------------|-------|-------|--------|-------------|
| Ahlquist S. | 176 | 53 | 74 | 0.72 | Gal J. | 146 | 189 | 129 | 2.18 | O'Brien C. | 379 | 43 | 159 | 0.53 |
| Baalrud S. | 16 | 10 | 5 | 0.94 | Gilson T. | 526 | 133 | 181 | 0.60 | O'Brien M. | 354 | 304 | 298 | 1.70 |
| Barden A. | 17 | 1 | 1 | 0.12 | Grant J. | 160 | 8 | 40 | 0.30 | Opsahl Jeff | 393 | 194 | 214 | 1.04 |
| Barnes J. | 659 | 0 | 14 | 0.02 | Grantham L. | 815 | 401 | 414 | 1.00 | Oxender A. | 154 | 76 | 69 | 0.94 |
| Barnes P. | 884 | 215 | 361 | 0.65 | Greene S. | 346 | 0 | 0 | 0.00 | Parks C. | 122 | 0 | 6 | 0.05 |
| Barry J. | 30 | 9 | 20 | 0.97 | Gregory A. | 700 | 126 | 206 | 0.47 | Paterson A. | 246 | 32 | 68 | 0.41 |
| Bartolacci A. | 34 | 17 | 8 | 0.74 | Gregory E. | 286 | 58 | 101 | 0.56 | Pawlowski B. | 210 | 74 | 59 | 0.63 |
| Blackburn R. | 287 | 77 | 96 | 0.60 | Grenham R. | 356 | 40 | 87 | 0.36 | Peal D. | 437 | 39 | 93 | 0.30 |
| Bogard S. | 771 | 243 | 279 | 0.68 | Hall E. | 251 | 159 | 132 | 1.16 | Perkins T. | 211 | 112 | 98 | 1.00 |
| Bonkowski C. | 80 | 67 | 59 | 1.58 | Heald D. | 196 | 11 | 39 | 0.26 | Perry B. | 548 | 290 | 399 | 1.26 |
| Bourne B. | 54 | 19 | 32 | 0.94 | Hescheles D. | 216 | 83 | 65 | 0.69 | Peterson S. | 349 | 147 | 184 | 0.95 |
| Boutin J. | 691 | 174 | 252 | 0.62 | Hula A. | 72 | 4 | 9 | 0.18 | Pokorney M. | 784 | 579 | 443 | 1.30 |
| Carlson C. | 204 | 162 | 120 | 1.38 | Huntzicker D. | 336 | 428 | 260 | 2.05 | Porter J. | 156 | 135 | 81 | 1.38 |
| Church M. | 217 | 58 | 88 | 0.67 | Jefferson D. | 146 | 79 | 54 | 0.91 | Reinholt S. | 623 | 70 | 157 | 0.36 |
| Ciatti A. | 95 | 0 | 0 | 0.00 | Jilek J. | 33 | 23 | 16 | 1.18 | Rensberger T. | 572 | 23 | 97 | 0.21 |
| Cieciak C. | 407 | 1 | 8 | 0.02 | Joffe Bryan | 34 | 10 | 12 | 0.65 | Reyes P. | 593 | 143 | 165 | 0.52 |
| Clavier A. | 301 | 132 | 144 | 0.92 | Joffe E. | 423 | 401 | 247 | 1.53 | Roberts J. | 446 | 92 | 186 | 0.62 |
| Conley J. | 171 | 34 | 27 | 0.36 | Joffe M. | 415 | 230 | 291 | 1.26 | Rouse C. | 168 | 12 | 34 | 0.27 |
| Copp A. | 372 | 20 | 145 | 0.44 | Johnson A. | 736 | 15 | 146 | 0.22 | Sarosi M. | 745 | 174 | 219 | 0.53 |
| Crawford M. | 169 | 76 | 75 | 0.89 | Jordan N. | 32 | 27 | 19 | 1.44 | Schroeder D. | 575 | 2 | 6 | 0.01 |
| Crichton J. | 765 | 248 | 280 | 0.69 | Kessler S. | 351 | 65 | 86 | 0.43 | Schueler D. | 574 | 83 | 201 | 0.49 |
| Daum K. | 14 | 0 | 0 | 0.00 | Kless J. | 464 | 71 | 123 | 0.42 | Stefan A. | 387 | 55 | 70 | 0.32 |
| DeWolfe S. | 841 | 71 | 197 | 0.32 | Kroll J. | 840 | 439 | 433 | 1.04 | Stevens D. | 166 | 135 | 105 | 1.45 |
| DeWolfe T. | 392 | 163 | 176 | 0.86 | Langrock E. | 51 | 5 | 13 | 0.35 | Stoller C. | 153 | 0 | 0 | 0.00 |
| Dickinson G. | 103 | 61 | 43 | 1.01 | Larson E. | 143 | 66 | 75 | 0.99 | Sturgeon R. | 696 | 161 | 231 | 0.56 |
| Dillen K. | 62 | 10 | 22 | 0.52 | Lobdell G. | 324 | 54 | 90 | 0.44 | Talusan P. | 113 | 21 | 20 | 0.36 |
| Edwards S. | 199 | 28 | 65 | 0.47 | Lynn K. | 32 | 5 | 2 | 0.22 | Teeter J. | 139 | 16 | 35 | 0.37 |
| Ellies B. | 276 | 103 | 95 | 0.72 | Macgillivray C. | 625 | 79 | 165 | 0.39 | Udager A. | 76 | 24 | 36 | 0.79 |
| Erps R. | 322 | 29 | 69 | 0.30 | Maltese C. | 52 | 48 | 32 | 1.54 | Vaughn C. | 280 | 131 | 108 | 0.85 |
| Erps S. | 741 | 632 | 478 | 1.50 | McBride R. | 168 | 51 | 61 | 0.67 | Verburg A. | 181 | 0 | 0 | 0.00 |
| Fisher J. | 705 | 12 | 154 | 0.24 | McClelland J. | 846 | 107 | 287 | 0.47 | Waltz S. | 175 | 52 | 38 | 0.51 |
| Fitzpatrick M. | 457 | 242 | 203 | 0.97 | Milliken S. | 125 | 13 | 13 | 0.21 | Weiler C. | 118 | 62 | 56 | 1.00 |
| Forward J. | 671 | 236 | 309 | 0.81 | Montalban A. | 50 | 30 | 39 | 1.38 | Weiler M. | 36 | 0 | 0 | 0.00 |
| Foster D. | 484 | 327 | 246 | 1.18 | Nalepa A. | 186 | 25 | 56 | 0.44 | Wells S. | 146 | 78 | 56 | 0.92 |
| Foster M. | 462 | 40 | 88 | 0.28 | Navarre G. | 591 | 163 | 174 | 0.57 | Wilkins F. | 137 | 20 | 26 | 0.34 |
| Frantzeskakis P. | 701 | 78 | 223 | 0.43 | Nesbitt R. | 158 | 16 | 45 | 0.39 | Wilson Ken | 319 | 60 | 90 | 0.47 |
| Frusti P. | 182 | 176 | 110 | 1.57 | Nilsson J. | 112 | 83 | 74 | 1.40 | | | | | |

*Games = Total number of possible games played starting in September 2006 including games played as a substitute.

Goals by Ranking

Winter 2024
March 7, 2025



Goals are normalized by the number of players at each rank level.