

SAINT IGNATIUS
FOOTBALL



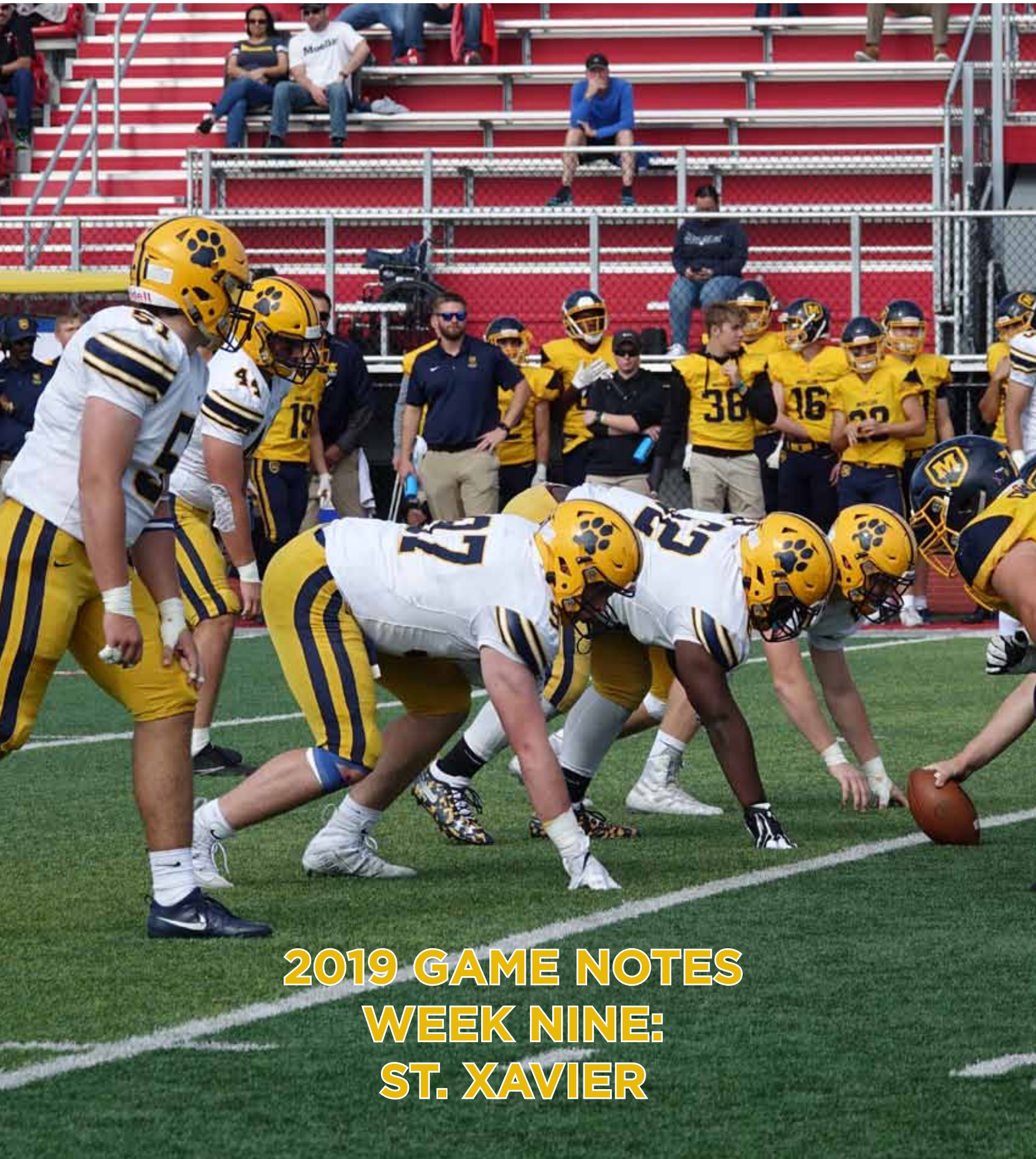
@SIHSSports



sihsathletics



sihssports



2019 GAME NOTES
WEEK NINE:
ST. XAVIER

THE MATCHUP



at



**St. Xavier
BOMBERS**

**Saint Ignatius
WILDCATS**

October 26, 2019

Byers Field

Kickoff: 3 pm

Saint Ignatius Schedule

Date	Opponent	Time/Score
8/31	@ Loyola Academy (IL)	W, 27-10
9/6	@ Mentor	L, 31-38
9/13	@ Archbishop Hoban	W, 42-41
9/21	@ DeMatha Catholic (MD)	L, 0-42
9/28	vs. Clarkson Football North (ONT)	L, 40-41
10/5	vs. Rockledge (FL)	W, 42-7
10/12	@ St. Edward	L, 3-7
10/19	@ Archbishop Moeller	W, 38-7
10/26	vs. St. Xavier	3:00 pm
11/2	vs. West Toronto Prep (ONT)	7:00 pm

Follow the Wildcats on social media for full coverage of every Saint Ignatius team.



@SIHSSports



sihsathletics



sihssports

And also visit ... ignatiuswildcats.com

Team Information

Saint Ignatius High School: 4-4
OHSAA Division I, Region 1
Head Coach: Chuck Kyle '69
Record at School: 357-94-1
Overall Record: 357-94-1

St. Xavier Bombers: 6-2
OHSAA Division I, Region 4
Head Coach: Steve Specht
Record at School: 141-55
Overall Record: 141-55

Media Information

For information and credential requests, contact:
Joe Ginley '12
Communications Coordinator for Athletics
(P): 216-651-0222 x242
email: jginley@ignatius.edu
For full coverage of the Wildcats, visit ignatiuswildcats.com.

Broadcast Information

Saint Ignatius Broadcasting Network
Play-by-Play: Jack O'Rourke '20
Color Analyst: Nick Fletcher '20
Analyst/Show Host: Max Marazzi '20
Moderator: Joe Ginley '12 / Jeff McCormick '83
(P): 216-651-0222
email: jginley@ignatius.edu
jmccormick@ignatius.edu



ABOUT THE WILDCATS ...

Previous Matchups vs. St. Xavier (13-13)

10/20/18	W	27-20	A	
10/21/17	W	28-14	H	
12/2/16	L	20-27	N	StateChamp 2OT
10/22/16	W	31-14	A	
10/24/15	W	34-20	H	
10/25/14	L	10-24	A	
10/26/13	L	10-13	H	
10/20/12	W	32-21	A	
10/22/11	L	12-14	H	
10/23/10	L	9-19	A	
10/24/09	W	30-21	H	
10/18/08	W	19-16	A	OT
10/20/07	L	14-17	H	3OT
10/21/06	L	0-17	A	
10/22/05	L	0-22	H	
10/23/04	L	10-13	A	
10/18/03	L	17-20	H	
10/19/02	L	17-18	A	
12/1/01	W	37-6	N	State Champ.
10/20/01	L	41-42	H	
9/16/00	W	29-10	A	
10/23/99	L	33-50	H	
10/25/97	W	19-14	H	
10/26/96	W	35-14	A	
12/5/92	W	24-14	N	State Champ.
10/26/91	W	39-20	H	

Series History

Meetings26
First Meeting10/26/1991
Most Recent Meeting.....10/20/2018

Saint Ignatius Wins.....13
Last Saint Ignatius Win..10/20/2018
St. Xavier Wins.....13
Last St. Xavier Win.....12/2/2016
Ties.....0

Longest Winning Streaks In Series
Saint Ignatius....4; 10/26/91-10/25/97
St. Xavier.....6; 10/19/02-10/20/07
Current Streak.....Saint Ignatius, 2
Largest Margin of Victory
Saint Ignatius.....31 points; 12/1/01
St. Xavier.....22 points; 10/22/05

Fun Facts:

- The two teams have played in the regular season for 20 straight seasons. St. X is 12-8 in those games.
- The Bombers have won 12 of the 23 regular season meetings.
- The Wildcats have won the last 4 regular season games.

Wildcats Storylines ...

FOR ALL THE MARBLES: The Wildcats' playoff hopes rest on Saturday's game. With a win, the Wildcats have about a 76% chance of making the playoffs, according to Drew Pasteur. With a loss, the Wildcats' odds of staying in the playoff hunt drop to 1%. Expect the Wildcats to come out with a fiery desire to stay alive for a playoff spot.

BACK TO BYERS: The Wildcats have not seen much of Byers Field this season. Saturday's game marks just the third home contest of the season. The Wildcats are 1-1 in Parma this season.

GCL FOES: The Wildcats are no stranger to the Bombers and the Greater Catholic League (GCL) South. Last year, the Wildcats finished 3-0 against GCL foes Moeller, Elder, and St. Xavier. In the Wildcats' trip to Cincy last week, Saint Ignatius dominated Archbishop Moeller, 38-7.

GRIFFIN'S ARMY: Quarterback Griffin Hanna has enjoyed a nice season. On the year, Hanna has 1,813 yards and 15 touchdowns through the air, along with 61 yards and 5 touchdowns on the ground. Hanna needs just 187 passing yards to become a member of the 2,000 passing yard club. Under Offensive Coordinator Nick Restifo Hon. 19, a total of 16 QBs have reached 2,000 yards passing in a season. Hanna is 367 yards from cracking Top 10 all-time for passing yards in a season. Joe Pickens (2,180, 1988) is at No. 10.

MILESTONE WATCH: After serving as the second option in 2018, Jack Welcsh has been the bellcow this year. Welcsh is approaching 1,000 career rushing yards (350 in 2018, 500 in 2019). Welcsh tabbed his 10th career rushing TD on Saturday. Connor Cmiel is 186 yards from 1,500 career receiving yards (830 in 2018, 484 in 2019).

BALANCED ATTACK: The Wildcats will look to employ a balanced approach on Saturday vs. St. Xavier. On the year, the Wildcats have been almost perfectly balanced, with 231 rushes and 215 passes.

THE BIG UGLIES: The Wildcats' linemen will be important on both sides of the ball on Saturday. Nick Schwitzgebel and Tony Georges have anchored the line as veteran tackles on offense. Ashton Montgomery, Gus Salopek, and Owen Keane have also been great on the O-Line. Griffin Hanna has been sacked just 10 times in 8 games. On defense, Bennett Adler continues to thrive, with 17.5 tackles, 7.5 tackles for loss (T-1st), and 4.5 sacks (1st).

THE LEGION: The strength of the defense has been the linebacker legion this season. Aidan Hubbard leads all tacklers with 34.5 tackles and is tied for the lead with 7.5 TFL. Connor Francz is third on the squad with 27.5 tackles. In just 4 games, Michael McNamara has 18 tackles and 5 TFL.

DAUG CHECK: The Wildcats' secondary has played quite well, with perhaps Erik Daugenti shining brightest. Daugenti is often responsible for single coverage on the outside, a role he relishes. Daugenti has 24 tackles, 2.5 tackles for loss, 7 pass breakups (1st), and an interception. Speaking of Daus, TE Sam Daugstrup committed to Indiana University this week.

CAPTAINS: The four captains for the 2019 season are #10 Griffin Hanna, #34 Jack Welcsh, #44 Michael McNamara, and #71 Nick Schwitzgebel.

ABOUT ST. XAVIER ...

Learning about the Bombers ...

SHIPPING UP TO CLEVELAND: Every two years, the Bombers trek to Cleveland to face the Wildcats. St. Xavier has lost the last two road games to the Wildcats, both at Byers Field. All-time, St. Xavier is 4-2 against the Wildcats at Byers, with three of the four wins decided by three or fewer points.

MATTHEW'S MEN: Matthew Rueve helms the offense for St. Xavier. The senior is enjoying a heck of a year, his first as the starter. Rueve has 2,103 passing yards, 21 touchdowns, and 3 interceptions, completing 65.5% of his passes. Rueve is a steady quarterback who is masterful in the short-to-intermediate passing attack. The 6'4, 190-pound signalcaller is excellent throwing into tight windows, but he can also loft it deep. Rueve is also captable of running.

NEWMAN ATTACK: Kellen Newman is the primary St. Xavier running back. The senior is a solid option in the backfield, with 526 yards and 6 TD's. The Bombers imagine creative ways to get him the ball, with counters, reverses, and cutback runs. Look for Newman to carry it in the Wildcat near the goal line.

FORMATION FRENZY: The Bombers use a wide number of formations on offense. St. Xavier will line up in shotgun, the pistol, Power I, Ace (singeback). In doing so, St. Xavier hopes to keep defenses guessing with what's coming next.

WIDEOUTS TO WATCH: Tight end Marshall Lang and wideout Liam Clifford are the Bombers' top two passcatchers. Lang tops the team with 60 catches, while Clifford leads the way with 866 yards and 9 TD's. This week, Clifford followed in his the footsteps of his brother, Sean, by committing to Penn State. Other wideouts to keep an eye on are Owen Smith (18 receptions, 233 yards, 2 TD's) and Andrew Britt (17 catches, 131 yards, 1 TD).

GAMBLERS: The Bombers are not afraid to go for it on fourth down. St. Xavier have completed 11-of-23 fourth-down conversions. Last week, St. Xavier went for it on 4th and 1 from their own 24-yard line in the first quarter.

DEFENSIVE SCHEMING: St. Xavier's defense looks a lot like the Wildcats' 3-3 scheme. The Bombers' stack defense is slightly different, with unique blitzes and other wrinkles. St. Xavier likes to play man coverage, mixing in the occasional zone. Blitzes are common.

DEFENSIVE PLAYMAKERS: One could argue that St. Xavier's strong-suit is its secondary. The Bombers have three seniors starting in the secondary, including free safety Tucker Hundley (37.5 tackles, 6 tackles for loss). But St. Xavier's linebackers and line are also quite good. Linebackers Matthew Devine and Noah Taylor are tied for the lead in tackles with 38 apiece. Devine also has a team-best 10.5 TFL and 4 sacks.

KICKING DUTIES: Mason Rohmiller and Joe Sullivan split kicking duties, with a combined 4-of-9 field goals. Noah Taylor is the punter.

2019 St. Xavier Schedule

8/30	vs. Brownsburg (IN)	W, 38-17
	<i>Ballaban Field</i>	
9/6	@ Colerain	W, 21-14
	<i>Cardinal Stadium</i>	
9/13	@ Penn (IN)	W, 37-7
	<i>Penn HS</i>	
9/20	vs. Indianapolis Cathedral (IN)	W, 41-37
	<i>Ballaban Field</i>	
9/27	vs. Archbishop Moeller	W, 27-24
	<i>UC-Nippert Stadium</i>	
10/4	vs. Elder	L, 28-31
	<i>Ballaban Field</i>	
10/11	vs. Clarkson Football North	W, 44-6
	<i>Ballaban Field</i>	
10/18	vs. LaSalle	L, 15-22
	<i>Ballaban Field</i>	
10/26	vs. Saint Ignatius	3:00 pm
	<i>Ballaban Field</i>	
11/1	@ St. Xavier (KY)	7:30 pm
	<i>St. Xavier HS (KY)</i>	



324

Total yards per game
by the Wildcats

21-15

Coach Chuck Kyle's
record in Week 9

15

Passing touchdowns
by Griffin Hanna

12

Turnovers forced by
the Wildcats' defense

7

Touchdown catches
by wideout
Henry Cook

6

Punts inside the 20-
yard line by Declan
Mangan

RT TONY GEORGES '20



The Wildcats' rushing and passing attacks have both done well, thanks in part to solid blocking by Tony Georges. The senior will need a big day at right tackle vs. St. Xavier. Georges needs to be smart in keeping Griffin Hanna clean in the pocket and opening rushing lanes for Jack Welcsh to run. St. Xavier's 3-3 stack will be a test, and Georges will be crucial to helping the Cats pass.

CB ERIK DAUGENTI '20



With Connor Cmiel out last week, Erik Daugenti stepped up at cornerback. Moeller struggled to pass the ball, in part because of Daugenti's excellent coverage. The senior tops the team with 7 passes defended this season. Daugenti has been a lockdown corner all year, often charged with shutting down a wideout in 1-on-1 coverage. Daugenti will be key to stopping the Bombers' wideouts.

SAINT IGNATIUS VARSITY ROSTER

#	Name	Yr.	Ht.	Wt.	Position	#	Name	Yr.	Ht.	Wt.	Position
2	Mike Simcak	Jr.	5'9"	180	RB	58	Kevin Kempffer	Sr.	6'1"	205	LB
3	Erik Daugenti	Sr.	6'1"	170	WR/DB	59	John Lenhard	Jr.	5'11"	205	DL
4	Rory McConville	Sr.	5'10"	165	K	62	Rico Levert	Sr.	6'0"	248	DL
5	Henry Cook	Sr.	5'10"	170	WR	63	Bennett Adler	Jr.	6'3"	210	DE
6	Declan Mangan	Jr.	5'11"	165	K	64	Tony Georges	Sr.	6'2"	290	OL
7	Jaxon French	So.	6'0"	170	QB	66	Gus Salopek	Jr.	6'5"	240	OL
8	Connor Cmiel	Sr.	6'2"	190	WR/DB	70	Owen Keane	Sr.	6'3"	290	OL
9	Michael Morgan	Jr.	5'10"	150	WR	71	Nick Schwitzgebel	Sr.	6'3"	293	OL
10	Griffin Hanna	Sr.	6'2"	180	QB	73	Connor Kinney	Jr.	6'3"	300	OL
11	Steven Bodamer	So.	6'0"	170	QB/DB	74	Brian Keane	So.	6'4"	280	OL
12	Alec LaSpina	Jr.	6'0"	167	WR	76	Jake Reed	Jr.	6'2"	270	OL
13	Billy Spear	Sr.	6'2"	150	WR	78	Alec Gottschalk	Jr.	6'0"	250	OL
14	Andrew Chime	Jr.	6'0"	181	DB	79	Ben Kormos	Sr.	6'6"	270	OL
15	Sean Cook	Jr.	5'10"	145	DB	80	Sam Daugstrup	Sr.	6'5"	245	TE
16	Jack Dunstan	Jr.	5'11"	150	WR	81	Charlie Spurrier	Jr.	6'1"	155	WR
17	Colin Wiehn	Jr.	6'0"	155	QB/S	82	John Becker	Jr.	6'0"	170	WR
18	Pat Keane	Sr.	6'1	180	QB	83	Jimmy Spear	Sr.	6'2"	160	WR
19	Emmett Hanna	Jr.	6'2"	200	DB	84	Sebestyen Balassy	Sr.	6'2"	188	WR
20	Anthony Santagata	Jr.	5'7"	145	RB	85	Timothy Lewis	Sr.	6'1"	175	WR
21	Chris Snyder	Jr.	6'1"	168	DB	86	Nick Lamirand	Jr.	6'5"	195	TE
22	Merick Hartley	Sr.	5'10"	180	DB	88	Jonathan McNeil	Jr.	6'3"	175	WR
23	Daniel Finnan	Sr.	5'9"	170	DB	91	Luca LaSpina	Jr.	6'5"	205	DL
24	Domenic Fabe	Sr.	6'0"	165	WR	92	Jaylyn Norris	Jr.	5'10"	223	DL
25	James Crosby	Sr.	5'8"	171	RB	94	Gavin Moore	Jr.	5'11"	250	DL
26	Adam Ormstead	Jr.	5'11"	185	RB	95	Peter Chalhoub	So.	6'1"	225	DL
27	Ryan Waldron	So.	5'10"	188	RB/DB	97	Anthony Gerace	Sr.	6'2"	245	DL
28	Charlie Kinzel	Sr.	5'10"	152	DB						
29	Dominic DeVengencie	Sr.	5'10"	165	WR/DB		Benjamin Rossi	Sr.			Intern / Assistant Coach
30	Calum Campolieti	Jr.	5'9"	140	DB		Alex Tuason	Sr.			Intern / Assistant Coach
31	John Foliano	Jr.	5'10"	147	S		Nathan Sommerfeld	Sr.			Student Training Aid
32	Vincent Fagnilli	Sr.	5'8"	145	S		Danny Salem	Jr.			Student Training Aid
33	Michael Corte	Sr.	6'3"	175	DB		William Moore	Jr.			Student Training Aid
34	Jack Welcsh	Sr.	6'0"	201	RB/DB		Finn Cooney	So.			Student Training Aid
35	Christopher Mathews	Sr.	6'0"	185	S		Jake Bond	Sr.			Manager
36	Colin MacMillan	Jr.	6'1"	190	S		Matthew O'Neill	Fr.			Manager
37	Nick Velotta	Jr.	6'0"	210	LB						
39	Jacob Davis	Sr.	5'11"	191	S		Coaches:				
40	Sam Kempton	Sr.	5'10"	180	S		Chuck Kyle '69				Head Coach
41	Patrick Kotek	Jr.	5'10"	145	WR		Nick Restifo Hon. '19				Offensive Coordinator/QB
42	Jake Lang	Sr.	6'3"	195	TE		Ryan Franzinger '02				Defensive Coordinator/LB
43	Matthew Oleksik	Jr.	5'10"	175	S		Jim Cahill '89				Quarterbacks Coach
44	Michael McNamara	Sr.	6'2"	220	LB/RB		Terry Fergus '72				Running Backs Coach
45	Aidan Hubbard	Jr.	6'4"	218	LB		Jack Hyland '14				Wide Receivers Coach
46	Braeden Lair	So.	5'11"	180	S		Adam Rini '99				Offensive Line Coach
47	Jack Norris	Jr.	5'9"	140	DB		Paul Yappel				Offensive Line Coach
48	Aidan Conway	Jr.	6'2"	215	LB/DB		Dave Cicetti				Defensive Line Coach
49	Cole Smith	Jr.	6'1"	165	DB		Mark Sullivan				Defensive Line Coach
50	Matthew Kall	Sr.	6'1"	271	OL		Kevin Johnson '10				Defensive Backs Coach
51	Connor Francz	Sr.	6'3"	220	LB		John Pieschalski '89				Defensive Backs Coach
52	Ashton Montgomery	So.	6'2"	295	OL		Mo Sizemore				Head Athletic Trainer
53	Max Watters	Sr.	6'2"	250	DL		Tony Connacher				Assistant Athletic Trainer
54	Aidan Crummie	Sr.	6'1"	210	LB		Rev. Dan Reim, S.J.				Team Chaplain
55	Christopher Speelman	Jr.	6'1"	230	OL		Anthony Rubino				Director of Strength and Conditioning
56	Carter Zimmerman	Jr.	6'3"	218	OL/DL						

ST. XAVIER ROSTER

A Look At Cincinnati St. Xavier High School

Location: Cincinnati Established: 1831 Nickname: Bombers Colors: Blue and White Conference: Greater Catholic League – South Enrollment: 1431 President: Mr. Timothy Reilly Principal: Mr. Terrence Tyrrell Athletic Director: Mr. Brian Reinhart Assistant Athletic Director: Mr. Dante Jennings Athletic Department Assistant: Ms. Teri Smith Director of Communications: Mrs. Becky Schulte	Head Coach: Steve Specht College: Earlham, 1991 Career Record (2004 – 2018): 135 – 53 Assistant Coaches: Tim Banker, Jake Brodbeck, Andrew Coverdale, Greg Kendall, Robert Klotz, Doug Littellmann, Tim McDonald, Jeff Neal, Mike Wiles, Zak Wyche Strength & Conditioning: Terrell Williams Analytics: Max Ankenbauer Team Physicians: Kevin Reilly John Linz, Eugene Reilly Athletic Trainers: Mike Gordon, Ken Rushford, Madeline Krebs Statisticians: Kurt Brinkman, Kathy Eby, Mike Luehrmann IT Technician: Justin Wilson	Managers: Patrick Bockhorst, CJ Dye, James Kostopoulos, Jared Littellmann, Will Taul, AJ Wessel Radio (WSAI AM 1360 & ESPN AM 1530): Ralph Nardini, Tony Schad Scoreboard Operator: Tom Delisio PA Announcer: Dave Eby Bomb Squad: Andrew Green, Danny Greive, Nolan Hatten, Joe Hulefeld, Justin Jackson, Louie Pham, Hank Thomas, Kio Yoon Mascot "Benny the Bomber": Bomb Squad Moderator: Ray Heyob Band Director: Mr. Jody Besse
--	--	--

2019 Schedule and Results (6 – 2, GCL 1 – 2)

8/30 Brownsburg (IN) Bulldogs	W 38 – 17	10/26 @ Cleveland St. Ignatius Wildcats, Byers Field	2:00 PM EDT	Overall Appearances: 1981, 1987, 1992, 1993, 1994, 1997, 1998, 1999, 2000, 2001, 2004, 2005, 2006, 2007, 2009, 2010, 2011, 2012, 2013, 2014, 2015, 2016, 2017, 2018 State Appearances: 1992, 1998, 2001, 2005, 2007, 2011, 2016 State Championships: 2005, 2007, 2016
9/6 @ Cincinnati Colerain Cardinals	W 21 – 14	11/1 @ Louisville (KY) St. Xavier Tigers	7:30 PM EDT	
9/13 @ Penn (IN) Kingsmen, Mishawaka, IN	W 37 – 7	11/8 Playoffs – TBA (1 st Round)	TBA PM EST	
9/20 Indianapolis Cathedral (IN) Irish	W 41 – 37	11/15 Playoffs – TBA (2 nd Round)	TBA PM EST	
9/27 @ Cincinnati Moeller Crusaders, Univ of Cinti	W 24 – 21	11/22 Playoffs – TBA (Regional Finals)	TBA PM EST	
10/4 Cincinnati Elder Panthers	L 31 – 28	11/29 Playoffs – TBA (State Semi-finals)	TBA PM EST	
10/11 Football North (via Clarkson SS) (ON)	W 44 – 6	12/7 Playoffs – TBA (State Finals)	TBA PM EST	
10/18 Cincinnati LaSalle Lancers	W 22 – 15			

Playoff History

No.	Player	Pos.	Ht.	Wt.	Year	No.	Player	Pos.	Ht.	Wt.	Year
2	Liam Clifford	QB/WR	6'2"	190	Jr.	40	Adam Childs	DL	5'11"	210	Sr.
3	Dylan Overbeck	DB	6'1"	189	Jr.	41	TJ O'Malley	LB	6'2"	196	Sr.
4	Tucker Hundley	DB	6'0"	185	Sr.	42	Joe Schmidt	LB	5'11"	199	Sr.
5	Noah Taylor	LB	6'3"	207	Sr.	43	Grant Lyons	DL	6'2"	200	So.
6	Joe Sullivan	PK	5'10"	170	Sr.	44	Jacob Sizemore	TE	6'5"	243	Jr.
7	Wiles Dolle	DB	6'3"	168	Sr.	45	Sam Kiessling	LB	6'3"	176	Jr.
8	Ben Bracken	RB	5'11"	188	Sr.	46	Tommy Nayak	DL	6'1"	188	Jr.
9	Drew Maier	TE	6'0"	193	Sr.	48	Logan Van De Hatert	LB	6'1"	220	Sr.
10	Andrew Britt	WR	5'11"	154	Jr.	49	Jack McGinnis	TE	6'4"	201	Jr.
11	Owen Smith	WR	6'1"	162	Sr.	51	Phillip Apking	OL	6'2"	245	Sr.
12	Matthew Rueve	QB	6'4"	190	Sr.	52	Sam Schoolfield	OL	5'11"	175	Jr.
13	Ryan Nolan	DB	6'3"	175	So.	53	Michael Whitehouse	OL	6'4"	219	Jr.
13	Bo Tillett	DB	5'9"	150	Sr.	54	Tanner Thompson	OL	5'11"	215	Jr.
14	Jalen Patterson	WR	6'1"	195	Jr.	55	Patrick Galligan	DL	5'10"	186	Sr.
15	Jacob Zisko	DB	6'0"	189	Sr.	56	Nick Jones	OL	6'1"	245	Sr.
15	Brogan McCaughey	QB	6'0"	175	So.	57	Ian McDonnell	OL	6'0"	226	Sr.
16	Eric Thompson	DB/RB	6'0"	190	Sr.	59	Mason Luke	OL	6'0"	231	Jr.
17	Kellen Rushford	DB	5'10"	158	Sr.	60	Harry Hughes	OL	6'0"	195	Jr.
18	Hayden Bailey	DL	5'11"	225	Sr.	61	Tim Taul	OL	6'1"	213	Sr.
18	Max Klare	K/QB	6'4"	196	So.	62	Graham Smith	DL	6'2"	225	Jr.
19	Josh Anderson	DB	5'10"	160	So.	63	Nathan Uhl	OL	5'10"	215	Sr.
20	Kellen Newman	RB	5'8"	184	Sr.	65	Sam Gardner	OL	6'2"	295	Sr.
21	Daniel Baptist	DB	5'10"	163	Sr.	66	Andrew Muskopf	DL	5'8"	205	Sr.
21	Mason Rohmiller	K	6'1"	160	So.	67	Jackson Howe	DL	6'3"	195	Sr.
22	Aidan Duvall	WR	5'11"	173	Jr.	68	Matthew Heimkreiter	OL	6'	215	Jr.
23	Gabriel Dubois	DB	5'9"	160	Jr.	70	Jack Kirby	OL	6'3"	292	Sr.
24	Luke Ireton	DB	5'8"	134	Sr.	71	Jackson Wassler	OL	6'7"	296	Jr.
25	Drew Klas	DB	6'3"	174	Sr.	74	Cameron Collins	OL	6'4"	231	So.
26	Jake Howland	RB	5'10"	190	Jr.	75	Brian Parker	OL	6'4"	240	So.
27	Gavin Vogelgesang	WR	5'10"	145	Jr.	77	Jack Renneker	OL	6'2"	225	So.
28	Eli Kirk	DB	6'0"	174	So.	79	Alec Keith	OL	6'3"	252	Sr.
29	Charlie Hewald	RB	5'8"	158	Jr.	80	Jack Cook	DB	6'2"	174	Sr.
30	Tommy Longano	LB	5'9"	182	Jr.	81	Lucas Cates	WR	6'1"	170	Jr.
30	Charles Kellom	RB	5'10"	175	So.	84	Gage Weidman	DB	5'10"	172	Jr.
31	Luke Vrsansky	RB	5'8"	170	So.	85	Alex Duarte	TE	6'1"	175	Sr.
32	Matthew Devine	LB	6'0"	210	Jr.	88	Marshall Lang	TE	6'4"	225	Sr.
33	Danny Kirk	LB	5'10"	193	Jr.	90	Allen Donegan	DL	5'9"	251	Sr.
34	Jacob Duborg	DL	6'2"	205	Sr.	92	Sam Buerkle	DL	6'4"	233	So.
35	Jack Kemper	LB	6'0"	163	Sr.	93	Justin Stone	DL	6'4"	200	Jr.
36	Jack Kammerer	LB	6'0"	182	Jr.	95	Jacob Tissot	DL	6'1"	222	Sr.
37	Lars Tombragel	WR	5'11"	155	Jr.	96	Giovanni Albanese	DL	6'0"	255	Jr.
38	Denis Lucey	PK	6'0"	170	Jr.	97	Charlie Eckert	DL	6'3"	220	Sr.
38	Cade Czarnecki	DB	6'3"	175	So.	98	Joe Waddell	DL	5'9"	185	Sr.
39	Andrew Collins	LB	5'9"	162	Jr.	99	Jon Waddell	DL	5'9"	196	Sr.

SAINT IGNATIUS DEPTH CHART

* Depth chart subject to change on gameday

OFFENSE

QB	10	Griffin Hanna	Sr.	6'2"	180	
	7	Jaxon French	So.	6'0"	170	OR
	18	Pat Keane	Sr.	6'1"	180	
RB	34	Jack Welcsh	Sr.	6'0"	201	OR
	25	James Crosby	Sr.	5'8"	171	
TE	42	Jake Lang	Sr.	6'3"	195	
	86	Nick Lamirand	Jr.	6'5"	195	
WR	8	Connor Cmiel	Sr.	6'2"	190	OR
	12	Alec LaSpina	Jr.	6'0"	167	
WR	5	Henry Cook	Sr.	5'10"	170	
	24	Domenic Fabe	Sr.	6'0"	165	
WR	16	Jack Dunstan	Jr.	5'11"	150	
	11	Steven Bodamer	So.	6'0"	170	
LT	71	Nick Schwitzgebel	Sr.	6'3"	293	
	79	Ben Kormos	Sr.	6'6"	270	
LG	66	Gus Salopek	Jr.	6'5"	240	
	50	Matthew Kall	Sr.	6'1"	271	
C	52	Ashton Montgomery	So.	6'2"	295	
	64	Tony Georges	Sr.	6'2"	290	
RG	70	Owen Keane	Sr.	6'3"	290	
	50	Matthew Kall	Sr.	6'1"	271	
RT	64	Tony Georges	Sr.	6'2"	290	
	79	Ben Kormos	Sr.	6'6"	270	

DEFENSE

DE	97	Anthony Gerace	Sr.	6'2"	245	
	91	Luca LaSpina	Jr.	6'5"	205	
NT	53	Max Watters	Sr.	6'2"	250	
	62	Rico Levert	Sr.	6'0"	248	
DE	63	Bennett Adler	Jr.	6'3"	210	
	92	Jaylyn Norris	Jr.	5'10"	223	
OLB	45	Aidan Hubbard	Jr.	6'4"	218	OR
	44	Michael McNamara	Sr.	6'2"	220	
MLB	48	Aidan Conway	Jr.	6'2"	215	
	54	Aidan Crummie	Sr.	6'1"	210	
OLB	51	Connor Francz	Sr.	6'3"	220	
	37	Nick Velotta	Jr.	6'0"	210	
CB	8	Connor Cmiel	Sr.	6'2"	190	
	28	Charlie Kinzel	Sr.	5'10"	152	
SS	34	Jack Welcsh	Sr.	6'0"	201	
	46	Braeden Lair	So.	5'11"	180	
SS	19	Emmett Hanna	Jr.	6'2"	200	
	29	Dominic DeVengencie	Sr.	5'10"	165	
FS	22	Merick Hartley	Sr.	5'10"	180	
	14	Andrew Chime	Jr.	6'0"	181	
CB	3	Erik Daugenti	Sr.	6'1"	170	
	21	Chris Snyder	Jr.	6'1"	168	

SPECIAL TEAMS

KO	6	Declan Mangan	Jr.	5'11"	165	
FG	4	Rory McConville	Sr.	5'10"	165	OR
	6	Declan Mangan	Jr.	5'11"	165	
PAT	4	Rory McConville	Sr.	5'10"	165	
P	6	Declan Mangan	Jr.	5'11"	165	
H	5	Henry Cook	Sr.	5'10"	170	
LS	63	Bennett Adler	Jr.	6'3"	210	
PR	5	Henry Cook	Sr.	5'10"	170	
	9	Michael Morgan	Jr.	5'10"	150	
KR	8	Connor Cmiel	Sr.	6'2"	190	
	29	Dominic DeVengencie	Sr.	5'10"	165	

PRONUNCIATION GUIDE

#3 Erik Daw-JEN-tee	#34 Jack WELSH
#8 Connor Kah-MEEL	#37 Nick VA-lott-tah
#10 Pat CANE	#51 Connor FRANZ
#11 Steven Bod-ah-MER	#54 Aidan CRUMMY
#12 Alec Lah-SPEENA	#62 Rico Le-VERT
#16 Jack DONE-stan	#66 Gus SALL-oh-peck
#22 MARE-ick HEART-lee	#70 Owen CANE
#24 Domenic FAYB	#71 Nick SCH-witz-ga-bel
#29 Dominic	#79 Ben CORE-mos
Dee-ven-JENN-see	#86 Nick LAMB-err-and
#33 Michael COURT	#97 Anthony Ger-RACE-ee

RANKINGS/HISTORY

Cleveland.com Top 25

1. (1) Mentor (8-0)
2. (2) St. Edward (7-1)
3. (3) Archbishop Hoban (7-1)
4. (4) Avon (8-0)
5. (5) Avon Lake (7-1)
6. (6) Aurora (8-0)
7. (7) Perry (8-0)
8. (10) Kirtland (8-0)
9. (8) Mayfield (8-0)
10. (9) Saint Ignatius (4-4)
11. (11) Kenston (7-1)
12. (12) Solon (6-2)
13. (13) Euclid (7-1)
14. (14) Benedictine (7-1)
15. (17) Chardon (6-2)
16. (16) Cleveland Heights (7-1)
17. (15) Medina (5-3)
18. (18) Wadsworth (6-2)
19. (20) Brecksville (6-2)
20. (21) Streetsboro (8-0)
21. (22) St. Vincent-St. Mary (6-2)
22. (24) Stow (5-3)
23. (19) Barberton (5-3)
24. (-) Hudson (5-3)
25. (23) Brunswick (5-3)

This Day in History

Games19
 First Game1918
 Most Recent Game.....2018
 Saint Ignatius Wins.....13
 Last Saint Ignatius Win.....2018
 Saint Ignatius Losses.....5
 Last Saint Ignatius Loss.....2013
 Ties.....1

Largest Margin of Victory

Saint Ignatius.....44, 1968 vs. West Tech
 Opponents.....36, 1928 vs. Cleveland Hts

Games on Oct. 26 (13-5-1):

1918	vs. St. Ignatius College SATC	T	6-6
1928	vs. Cleveland Heights	L	0-36
1929	vs. Holy Name	W	24-7
1940	vs. Cleveland West Tech	L	0-20
1941	vs. Holy Name	L	6-13
1946	vs. Cleveland Lincoln	L	7-33
1956	vs. Cleveland John Marshall	W	26-6
1957	vs. Cleveland Rhodes	W	32-0
1963	vs. Cleveland John Marshall	W	14-0
1968	vs. Cleveland West Tech	W	52-8
1973	vs. Cleveland John Marshall	W	14-12
1974	vs. Cleveland Rhodes	W	31-0
1979	vs. Wickliffe	W	28-0
1985	vs. Benedictine	W	34-32
1991	vs. Cincinnati St. Xavier	W	39-20
1996	vs. Cincinnati St. Xavier	W	35-14
2007	vs. St. Edward	W	19-14
2013	vs. Cincinnati St. Xavier	L	10-13
2018	vs. St. Edward	W	21-7

Joe Eitel, Division I, Region 1

Rank	W-L	Mailing City	School	Avg	Level 1	L2	L2 divisor	Last playoff
1	8-0	Mentor	Mentor \$	26.6750	51.0	203.0	100	2018
2	7-1	Lakewood	St Edward \$	25.4000	42.0	201.5	100	2018
3	7-1	Euclid	Euclid \$	24.4899	44.0	188.0	99	2018
4	7-1	Canton	Canton McKinley \$	21.0125	42.5	157.0	100	2018
5	6-2	Solon	Solon \$	20.8500	38.0	161.0	100	2018
6	6-2	Massillon	Jackson	17.5625	34.5	132.5	100	2017
7	5-3	Medina	Medina	16.4875	31.5	125.5	100	2016
8	7-1	Cleveland Heights	Cleveland Heights	16.2125	40.5	111.5	100	2015
9	4-4	Cleveland	Saint Ignatius	15.9028	25.0	126.5	99	2018
10	5-3	Stow	Stow-Munroe Falls	15.4875	29.5	118.0	100	2017
11	5-3	Brunswick	Brunswick	14.5375	31.5	106.0	100	2014
12	5-3	Strongsville	Strongsville	13.6375	31.5	97.0	100	2018
13	4-4	Lorain	Lorain	7.4625	22.5	46.5	100	2017
14	2-6	Shaker Heights	Shaker Heights	4.5625	12.5	30.0	100	2013
15	1-7	Elyria	Elyria ^	3.0000	6.0	22.5	100	2015
16	2-6	Berea	Berea-Midpark ^	1.5000	12.0	0.0	100	2015
17	1-7	Canton	GlenOak ^	0.8125	6.5	0.0	100	2016
18	0-8	Newark	Newark ^	0.0000	0.0	0.0	99	2005

\$ Control own destiny ^ Eliminated

Statewide Division I AP Poll

Week 8 Poll: Released October 21

School	Last Wk	1st votes	Record	Points
1. Mentor	(1)	20	8-0	207
2. St. Edward	(2)	-	7-1	172
3. Fairfield	(3)	2	8-0	166
4. Olentangy Liberty	(4)	1	8-0	151
5. Elder	(5)	-	7-1	136
6. Springfield	(7)	-	7-1	101
7. Euclid	(8)	-	7-1	74
8. Pickerington Central	(10)	-	7-1	70
9. Cincinnati Colerain	(-)	-	7-1	38
10. St. Xavier	(6)	-	6-2	32

Others receiving 12 or more points: 11. Toledo Whitmer (25);
 12. Canton McKinley (24); 13. Groveport-Madison (22);
 14. Springboro (19)

USA TODAY Super 25 Regional Football Rankings

MIDWEST

Illinois, Indiana, Iowa, Kansas, Kentucky, Michigan,
 Minnesota, Missouri, Nebraska, North Dakota,
 Ohio, South Dakota, West Virginia and Wisconsin

1. (1) Male (Louisville, KY) (8-0)
2. (2) Mentor (OH) (8-0)
3. (3) Muskegon (MI) (8-0)
4. (4) East St. Louis (IL) (8-0)
5. (5) Muskego (WI) (9-0)
6. (6) De Smet Jesuit (St. Louis, MO) (8-0)
7. (7) Lincoln-Way East (Frankfort, IL) (8-0)
8. (9) St. Edward (7-1)
9. (10) Wayzata (Plymouth, MN) (8-0)
10. (-) Avon (IN) (9-0)

PLAYOFF HOPES ON THE LINE IN WEEK 9 VS. BOMBERS

It all comes down to this game for the Saint Ignatius football team.

Win, and the Wildcats' hopes of a playoff berth stay alive.

Lose, and the season ends on November 2 after the regular season finale vs. West Toronto Prep.

St. Xavier will not take it easy on the Wildcats. The Bombers enter with a 6-2 record, with wins over prominent foes. LaSalle handed St. Xavier a loss last week, but the Bombers still clinched a playoff spot.

Saint Ignatius and St. Xavier have played 26 games all-time, with the series tied at 13-13. The two schools have played in the regular season for 20 straight seasons. The Wildcats have won the last four regular season games dating back to 2015.

This season's game should be thrilling, as always.

SAINT IGNATIUS OFFENSE VS. ST. XAVIER DEFENSE

Under quarterback Griffin Hanna, the Wildcats' offense is humming. Through the air Hanna has 1,813 yards and 15 touchdowns, along with 5 rushing TD's. Hanna tallied 4 TD's vs. Moeller in a big win. Hanna is just 187 yards from becoming the 17th QB under Offensive Coordinator Nick Restifo Hon. 19 to reach 2,000 yards passing in a season.

One of his best weapons, Connor Cmiel, missed last week. The Wildcats are hoping to have him back on Saturday. The senior wideout has 22 catches for 484 yards and 4 TD's.

Jake Lang and Henry Cook are also dangerous options in the passing game. Each receiver has 27 catches and over 400 yards. Cook leads the team with 7 receiving TD's on the year.

Jack Welcsh has emerged as the lead option at running back. The senior's bruising style can wear down defenses, as Welcsh has 500 yards and 5 TD's on the season. James Crosby is another solid option in the backfield as a quick, fast back.

The offensive line has been exceptional this year, and they'll need another big day vs. St. Xavier.

The Bombers play a 3-3-5 defense, not unlike the Wildcats' scheme. St. Xavier's defense has its own twists, with disguised blitzes and unique plays.

In the secondary, St. Xavier likes to play man coverage, but they'll mix in some zone. With lots of experience in the secondary, the Bombers aren't afraid to blitz and leave the cornerbacks on an island.

The Bombers have no lack of playmakers on defense. Linebackers Matthew Devine and Noah Taylor are tied for the lead in tackles with 38 apiece. Devine also has a team-best 10.5 TFL and 4 sacks. Both are very stout against the run and in attacking the QB. The secondary may be the defense's strength, with three senior starters, including Tucker Hundley.

SAINT IGNATIUS DEFENSE VS. ST. XAVIER OFFENSE

To state the obvious, the St. Xavier offense is quite good. The Bombers average 31.4 points per game, with a wide range of playmakers and ways to attack opposing defenses.

In a departure from recent seasons, the Bombers will not line up almost exclusively in shotgun. St. Xavier uses many different formations, from Ace (singleback) to pistol to I-formation to shotgun. The Bombers line up in a wide range of ways to confuse opposing defenses.

Matthew Rueve helms the offense as the quarterback. The 6'4, 190-pound senior has great stats, with 2,103 yards, 21 TD, and just 3 interceptions. Rueve is exceptional in the short-to-intermediate passing game, with a knack for throwing into small windows. Rueve gets the ball out of his hand quickly, negating big blitzes. Rueve also has the arm to send long passes deep.

Tight end Marshall Lang and wideout Liam Clifford are his primary targets. Lang has 60 receptions for 654 yards and 7 TD's and Clifford has 59 catches for 866 yards and 9 TD's. This week, Clifford followed in his brother Sean's footsteps, committing to Penn State University. Other wideouts to watch are Owen Smith (18 receptions, 233 yards, 2 TD's) and Andrew Britt (17 catches, 131 yards, 1 TD).

Kellen Newman is the bellcow of the offense. The senior has 110 rushes for 526 yards and 6 TD's on the season. The 5'8, 184-pound senior is a speedy back with elusive moves.

Size-wise, the Bombers' line is not the biggest the Wildcats have seen this season. But the Bombers' linemen are quick and work well in this offense, with frequent misdirections, counters, and reverses.

The Wildcats' 3-3-5 defense has been on fire lately, allowing 21 points over the last three games. Aidan Hubbard and Michael McNamara have been exceptional at linebacker. Anthony Gerace, Bennett Adler, and Max Watters are all in a groove at defensive line. And the secondary is thriving, with players mixing in and out.

As a unit, the Wildcats need be smart against this tricky Bombers' offense.

SPECIAL TEAMS

Special teams often play a factor in Saint Ignatius vs. St. Xavier games. Each team is very good in this area. Declan Mangan and Rory McConville have done well kicking for the Cats. Mason Rohmiller and Joe Sullivan split kicking duties for the Bombers. Noah Taylor is the punter.

WILDCATS ROLL PAST MOELLER IN IMPRESSIVE FASHION

From the opening drive, the Saint Ignatius defense played smashmouth, hard-nosed football. Moeller punted quickly in its opening drive. After Saint Ignatius also stalled on its first possession, the men of Ryan Franzinger '02 again showed no mercy on Moeller's second time with the ball.

The Wildcats' offense came alive on its second drive. On a 3rd and long, Griffin Hanna rolled out of the pocket. Looking for options on the nearside, Hanna saw Henry Cook come open. Hanna lofted a perfect pass over the arms of the defensive back and into Henry Cook's hands. The senior wideout did the rest, galloping untouched for the opening score, 65 yards in all. Rory McConville nailed the extra point for the 7-0 lead.

All season, the Crusaders have struggled with turnovers. The team's turnover woes led to another Saint Ignatius strike. Aidan Crummie picked off a Moeller pass on third down, setting the Wildcats up at the Crusaders' 40-yard line. Three plays later on 3rd and 15, Hanna again looked to pass. This time, the senior saw Jake Lang come open. Hanna tossed the ball short across the middle to his big tight end, and the baseball and football star took it from there. Lang dodged tacklers en route to a 45-yard score and a 14-0 lead for the Wildcats.

The Saint Ignatius quickstrike offense pulled out another trick after a quick Moeller three-and-out. On the first play of the drive, Cook came open again. The star athlete caught Moeller in a zone coverage with a slant across the middle. Once Hanna got him the ball, Cook jetted through the defense and all the way to the end zone for a 56-yard score.

In the blink of an eye, the Wildcats held a 21-0 lead.

The advantage stayed at 21 points until the Crusaders scored their lone points of the day early in the second quarter.

On a nice run, Bryan White found a seam in the Saint Ignatius defense. The Moeller speedster raced the rest of the way to paydirt on a 55-yard scamper.

With the lead dwindled to 14 points, the Wildcats' quickstrike offense took a more methodical approach. Pounding Moeller with the run, the Cats used 5:13 to march 64 yards in 13 plays. Unfortunately, the drive went for naught, as Moeller blocked a 33-yard field goal attempt.

Enter Aidan Crummie. On Moeller's first play, the Crusaders fumbled a handoff. Crummie leaped at the opportunity, launching himself to recover the fumble in the backfield. His second turnover of the day placed the Wildcats in great field position.

A holding call and a sack set the Cats back, so Saint Ignatius trotted out the field goal team. This time, the field goal reached higher than Moeller's defenders, but

just missed the goal posts wide right from 45 yards.

Even so, the Wildcats were not rattled. The defense forced a quick three-and-out, giving the ball back to Hanna and Co. Near midfield with 2:20 left, the Wildcats used a methodical approach in moving downfield while draining clock. Two Hanna passes and four Jack Welch runs set the Wildcats up at the Moeller 2-yard line. After a timeout, Hanna plowed into the end zone for six, with Rory McConville finishing things off with a PAT.

Entering the break, the Wildcats held a commanding 28-7 lead.

The teams traded punts to start the third quarter before the Wildcats killed any hopes of a home team comeback.

On a 9-play, 60-yard drive that heavily featured Jack Welch, the Saint Ignatius offensive line pounded Moeller's front seven into dust. In a drive that certainly made Paul Yappel and Adam Rini '99 happy, the offensive line worked as a hammer, opening lanes for Welch and taking a pound of flesh while doing so.

Welch carried the ball on 7 of the 9 plays, including the decisive 4-yard rushing score. McConville converted his fifth extra point of the day, and the Wildcats were in full control, 35-7.

The running clock began midway through the fourth quarter. A couple of Hanna passes and a dose of James Crosby pushed the Wildcats ahead. The drive stopped at the Moeller 4-yard line, but McConville converted from 27 yards for the final points of the day.

The Wildcats' backups then entered, sealing the win on a beautiful Cincinnati day.

The Crusaders are having a difficult year at 1-7, one of the program's worst in recent memory. But Saint Ignatius Head Coach Chuck Kyle '69 talked with first-year coach Todd Naumann after the game and had good words to say about Moeller's future.

Looking at the stats, the Wildcats dominated in all aspects. Hanna tallied 296 passing yards vs. just 27 for Moeller. Led by Welch's 17-carry, 75-yard day, the Wildcats outgained the Crusaders on the ground, 109-70. Take away White's 55-yard TD, and Moeller gained just 42 yards on 38 plays.

Kudos goes to the Saint Ignatius passcatchers in Connor Cmiel's absence. Lang hauled in 7 passes for 110 yards, while Cook caught 4 passes for 153 yards.

The Wildcats' defense played just as well, limiting Moeller to 97 yards on 39 plays. Connor Francz topped the team with 4.5 tackles, 1 sack, and 1 tackle for loss. Reigning Magis Athlete of the Week Max Watters did well again, with 3 tackles, 1 sack, and 2 tackles for loss. Crummie also deserves praise for his interception and fumble recovery.

MOELLER STATS / BYERS FIELD

Week Eight:

Saint Ignatius: 38 Archbishop Moeller: 7

Saturday, October 19, 2019

Score by Quarters	1	2	3	4	Total
Saint Ignatius	21	7	7	3	38
Archbishop Moeller	0	7	0	0	7

1st Quarter

06:11 SIHS - Cook 65 yd pass from Hanna (McConville kick)

02:28 SIHS - Lang 45 yd pass from Hanna (McConville kick)

00:59 SIHS - Cook 56 yd pass from Hanna (McConville kick)

2nd Quarter

11:15 MOE - White 55 yd run (Thibodeaux kick)

00:15 SIHS - Hanna 2 yd run (McConville kick)

3rd Quarter

04:18 SIHS - Welcsh 4 yd run (McConville kick)

4th Quarter

06:30 SIHS - McConville 27 yd field goal

	SIHS	MOE
FIRST DOWNS	16	4
RUSHES-YARDS (NET)	35-109	22-70
PASSING YDS (NET)	296	27
Passes Att-Comp-Int	25-15-0	17-8-1
TOTAL PLAYS-YARDS	60-405	39-97
Fumble Returns-Yards	0-0	0-0
Punt Returns-Yards	1-2	0-0
Kickoff Returns-Yards	0-0	2-54
Interception Returns-Yards	1-5	0-0
Punts (Number-Avg)	3-29.7	7-34.7
Fumbles-Lost	0-0	1-1
Penalties-Yards	7-69	5-40
Possession Time	26:50	21:10
Third-Down Conversions	3 of 11	0 of 9
Fourth-Down Conversions	1 of 1	0 of 1
Red-Zone Scores-Chances	3-4	0-0
Sacks By: Number-Yards	3-22	2-11

RUSHING: Saint Ignatius- Welcsh 17-75; Crosby 8-30; Hanna 7-8; Santagata 2-1; Keane 1-(-5)

Moeller: Bryan White 6-72; Brandon White 4-15; Dunlop 6-4; Altemuehle 2-(-8); Springer 4-(-13)

PASSING: Saint Ignatius- Hanna 15-25-0-296; Keane 0-0-0-0; Moeller- Springer 8-16-1-27; Brandon White 0-1-0-0; Altemuehle 0-0-0-0

RECEIVING: Saint Ignatius- Lang 7-110; Cook 4-153; Welcsh 3-28; Dunstan 1-5

Moeller- Brandon White 4-16; Bryan White 3-10; Dunlop 1-1

INTERCEPTIONS: Saint Ignatius- Crummie 1-5; Moeller- None

FUMBLES: Saint Ignatius- None; Moeller- Brandon White 1-1

Viking Stadium (Princeton High School, Cincinnati, OH)

Kickoff time: 2 PM • End of Game: 4:15 PM •

Total elapsed time: 2:15

Weather: Sunny, warm

BYERS FIELD at Robert M. Boulton Stadium



7600 Day Drive
(corner of Ridge Road and Day Drive)
Parma, Ohio
Seating Capacity: 11,850
Playing Surface: Field Turf
Built: 1928 (Major Renovations in 1940, 1957, 1963, 1993, 2013)

2018 marks the 91st season that football has been played on this location; now known as Byers Field at Robert M. Boulton Stadium.

In 1921, the cities of Parma and Parma Heights opened the first high school for their residents on a site just outside the east bleachers. Seven years later, the apple orchard and grass field located behind the new school was converted into the athletic field with the gridiron laid out in a north-south alignment, just as it is today.

Recently, renovations have been completed on the facility.

In the last decade, a new lighting system was installed; bleacher improvements (including the installation of handrails) were completed along with renovations to the lockerrooms, restrooms and concession areas.

Other improvements include the installation of a video board at the north end of the stadium - it is one of the largest video boards in use at a high school facility the state.

The pressbox, which has been upgraded in the past five seasons with a new working media area and new windows, seats 30 journalists and broadcasters.

New field turf was installed for the 2012 season. In the last two seasons, the stadium has also had handicap seating added to both sets of grandstands, including 46 wheelchair and companion seats on the home side of the stadium.

The Parma City Schools invested nearly \$1.2 million into the facility during the summer of 2014, including a new parking lot on the south end of the Stadium and the full replacement of the parking lot on the east side of the stadium, under the Press Box.

LAST SEASON'S GAME

Week Nine:

Saint Ignatius: 27 St. Xavier: 20

Saturday, October 20, 2018

Score by Quarters	1	2	3	4	Total
Saint Ignatius	0	10	7	10	27
St. Xavier	6	7	7	0	20

1st Quarter

07:06 STX - Payne 93 yd run (Kick failed)

2nd Quarter

04:00 SIHS - McConville 35 yd field goal

01:26 STX - Lang 16 yd pass from Hudepohl (Kiley kick)

00:13 SIHS - Cmiel 14 yd pass from Delahunty (McConville kick)

3rd Quarter

08:35 STX - Clifford 34 yd pass from Hudepohl (Kiley kick)

06:52 SIHS - Cmiel 54 yd pass from Delahunty (McConville kick)

4th Quarter

11:51 SIHS - McConville 37 yd field goal

04:17 SIHS - Wells 4 yd pass from Delahunty (McConville kick)

	SIHS	STX
FIRST DOWNS	23	14
RUSHES-YARDS (NET)	45-136	21-129
PASSING YDS (NET)	311	216
Passes Att-Comp-Int	28-20-2	36-20-4
TOTAL PLAYS-YARDS	73-447	57-345
Fumble Returns-Yards	0-0	1-0
Punt Returns-Yards	1-0	1-1
Kickoff Returns-Yards	3-57	2-25
Interception Returns-Yards	4-20	2-13
Punts (Number-Avg)	4-47.0	5-39.8
Fumbles-Lost	3-2	3-1
Penalties-Yards	5-42	4-29
Possession Time	28:25	19:35
Third-Down Conversions	6 of 14	6 of 13
Fourth-Down Conversions	1 of 2	0 of 0
Red-Zone Scores-Chances	4-5	1-1
Sacks By: Number-Yards	0-0	1-6

RUSHING: Saint Ignatius- Floyd 23-71; Delahunty 8-46; Welcsh 10-29; Cmiel 1-3; Crosby 1-0; Kennedy 1-(-5); Cook 1-(-8)

St. Xavier- Payne 15-130; Gerbus 1-2; Newman 2-1; Hudepohl 2-(-2); TEAM 1-(-2)

PASSING: Saint Ignatius- Delahunty 20-28-2-311
St. Xavier- Hudepohl 20-36-4-216

RECEIVING: Saint Ignatius- Cmiel 7-187; Conry 5-45; Wells 2-24; Welcsh 2-21; Kennedy 2-20; Biacsi 1-7; Floyd 1-7
St. Xavier- McIntyre 5-39; Kreimer 5-37; Clifford 3-75; Lang 2-22; Stockman 2-15; Maier 1-22; Newman 1-10; Payne 1-(-4)

INTERCEPTIONS: Saint Ignatius- Velotta Jr. 1-11; Hartley 1-9; Welcsh 1-0; Kennedy 1-0

St. Xavier- Hundley 1-13; Ferguson 1-0

FUMBLES: Saint Ignatius- Floyd 2-1; Cook 1-1

St. Xavier- Kreimer 1-0; McIntyre 1-1; Hudepohl 1-0

Ballaban Field

Kickoff time: 2 PM • End of Game: 4:30 PM •

Total elapsed time: 2:30

Weather: Sunny, crisp, windy

Wildcats clinch playoff spot with comeback victory over St. Xavier

CINCINNATI - The Saint Ignatius Wildcats overcame a double-digit deficit to earn a 27-20 victory over the St. Xavier Bombers. The Bombers used the Wildcats' early struggles to build leads of 13-3 and 20-10. But the Saint Ignatius defense and the Wildcats' offense won the day.

Following a Pat Otter punt, St. Xavier took possession at the 3-yard line. The Bombers picked up four yards on the first play of the drive before Wyatt Hudepohl tossed it to running back Chris Payne who ran for a 93-yard touchdown. The Bombers missed the extra point, setting the score at 6-0 St. Xavier with 7:06 left in the first quarter. An unsuccessful Wildcats possession sent the ball back to the Bombers. The Saint Ignatius defense notched its second of three turnovers in the first half. Chris Velotta Jr. intercepted a pass, returning it to the St. Xavier 26-yard line. The Wildcats could not find the end zone, but Rory McConville converted a 35-yard field goal, narrowed the deficit to 6-3.

The teams exchanged possessions before the Bombers drove the field in the final minutes of the half. On the eighth play of the drive, Hudepohl lofted a 16-yard touchdown pass to Marshall Lang for a touchdown. Joe Sullivan's PAT sent the lead to double digits, 13-3. In the final 50 seconds of the half, the Wildcats drove to the end zone. Patrick Delahunty orchestrated a 6-play, 54-yard march. Connor Cmiel hauled in a 14-yard touchdown to complete the drive. McConville hit the extra point, leaving the score at 13-10 Bombers at the half.

On the first drive of the quarter, Hudepohl led a 7-play, 68-yard drive down the field. Clifford capped off the drive with a catch in end zone from Hudepohl. The touchdown and extra point extended the St. Xavier lead to 20-10. Floyd and Delahunty started a march with runs of 16 and 15 yards. Cmiel caught a 54-yard touchdown pass from Delahunty that completely turned the momentum of the game with 6:52 left in the third quarter. With 2:56 left in the third quarter, Delahunty found Nate Conry for 10 and Cmiel for 36, Delahunty led the Wildcats to the Bombers' 23-yard line by the end of the third quarter. But the Bombers held strong, forcing a McConville 37-yarder to knot the score at 20.

The Wildcats' defense forced a three-and-out before the Saint Ignatius offense took control of the game. Floyd ran on four straight plays to begin the drive. Delahunty completed a 6-yard pass to Cmiel before Floyd ran twice for 4 yards. Delahunty found Cmiel for 35-yards to the 1-yard line. Three plays later, Delahunty hit Aidan Wells for a 4-yard touchdown with 4:17 left.

From there, the Wildcats' defense held off St. Xavier to seal the road win.

2019 TEAM STATS

2019 ST. IGNATIUS HIGH SCHOOL FOOTBALL

SAINT IGNATIUS Overall Team Statistics (as of Oct 20, 2019)

All games

Team Statistics	SIHS	OPP
SCORING	223	193
Points Per Game	27.9	24.1
Points Off Turnovers	48	63
FIRST DOWNS	133	114
Rushing	47	60
Passing	69	44
Penalty	17	10
RUSHING YARDAGE	781	1251
Yards gained rushing	940	1455
Yards lost rushing	159	204
Rushing Attempts	231	265
Average Per Rush	3.4	4.7
Average Per Game	97.6	156.4
TDs Rushing	12	17
PASSING YARDAGE	1811	1179
Comp-Att-Int	111-215-8	85-172-6
Average Per Pass	8.4	6.9
Average Per Catch	16.3	13.9
Average Per Game	226.4	147.4
TDs Passing	15	7
TOTAL OFFENSE	2592	2430
Total Plays	446	437
Average Per Play	5.8	5.6
Average Per Game	324.0	303.8
KICK RETURNS: #-Yards	22-465	14-420
PUNT RETURNS: #-Yards	15-187	7-37
INT RETURNS: #-Yards	6-49	8-125
KICK RETURN AVERAGE	21.1	30.0
PUNT RETURN AVERAGE	12.5	5.3
INT RETURN AVERAGE	8.2	15.6
FUMBLES-LOST	11-7	11-6
PENALTIES-Yards	46-453	42-394
Average Per Game	56.6	49.2
PUNTS-Yards	29-1001	42-1449
Average Per Punt	34.5	34.5
Net punt average	32.6	30.0
KICKOFFS-Yards	44-2544	36-1750
Average Per Kick	57.8	48.6
Net kick average	34.6	30.7
TIME OF POSSESSION/Game	24:31	23:29
3RD-DOWN Conversions	38/88	31/92
3rd-Down Pct	43%	34%
4TH-DOWN Conversions	2/4	4/12
4th-Down Pct	50%	33%
SACKS BY-Yards	16-82	10-73
MISC YARDS	80	4
TOUCHDOWNS SCORED	29	27
FIELD GOALS-ATTEMPTS	7-15	2-3
ON-SIDE KICKS	0-0	0-0
RED-ZONE SCORES	(16-19) 84%	(19-22) 86%
RED-ZONE TOUCHDOWNS	(14-19) 74%	(17-22) 77%
PAT-ATTEMPTS	(24-27) 89%	(25-26) 96%
ATTENDANCE	2000	0
Games/Avg Per Game	2/1000	4/0
Neutral Site Games		2/0

Score by Quarters	1st	2nd	3rd	4th	OT	Total
SAINT IGNATIUS	51	53	75	44	0	223
Opponents	45	66	20	62	0	193

2019 RESULTS/OFFENSE

Date	Opponent	Score	Att.
Aug 31, 2019	vs LOYOLA ACADEMY	W 27-10	0
Sept 6, 2019	at MENTOR	L 31-38	0
Aug 31, 2019	at Archbishop Hoban	W 42-41	0
Sep 21, 2019	at DEMATHA CATHOLIC	L 0-42	0
Sep 28, 2019	NORTH CLARKSON	L 40-41	0
Oct 5, 2019	ROCKLEDGE, FLA	W 42-7	2000
Oct 12, 2019	at ST EDS	L 3-7	0
Oct 19, 2019	vs ARCHBISHOP MOELLER	W 38-7	0
Oct 26, 2019	ST. XAVIER		
Nov 2, 2019	WEST TORONTO PREP		

Rushing	gp	att	gain	loss	net	avg	td	lg	avg/g
WELCSH	8	110	518	18	500	4.5	5	28	62.5
CROSBY	8	48	194	26	168	3.5	0	22	21.0
HANNA	8	49	162	101	61	1.2	5	47	7.6
SIMCAK	1	10	42	3	39	3.9	1	8	39.0
CMIEL	7	3	14	2	12	4.0	0	7	1.7
SANTAGATA	2	6	9	1	8	1.3	0	4	4.0
COOK	8	1	1	0	1	1.0	0	1	0.1
Total	8	231	940	159	781	3.4	12	47	97.6
Opponents	8	265	1455	204	1251	4.7	17	75	156.4

Passing	gp	effic	comp-att-int	pct	yds	td	lg	avg/g
HANNA	8	144.40	110-209-5	52.6	1813	15	80	226.6
FRENCH	3	-63.36	1-5-2	20.0	-2	0	0	-0.7
CMIEL	7	-200.00	0-1-1	0.0	0	0	0	0.0
KEANE	2	0.00	0-0-0	0.0	0	0	0	0.0
Total	8	137.96	111-215-8	51.6	1811	15	80	226.4
Opponents	8	113.45	85-172-6	49.4	1179	7	56	147.4

Receiving	gp	no.	yds	avg	td	lg	avg/g
COOK	8	27	459	17.0	7	65	57.4
LANG	8	27	423	15.7	1	45	52.9
CMIEL	7	22	484	22.0	4	80	69.1
WELCSH	8	12	150	12.5	1	67	18.8
DUNSTAN	6	10	121	12.1	0	31	20.2
FABE	2	5	47	9.4	0	11	23.5
CROSBY	8	3	49	16.3	1	30	6.1
DAUGSTRUP	3	2	23	11.5	0	16	7.7
SIMCAK	1	2	0	0.0	0	0	0.0
LASPINA	2	1	63	63.0	1	63	31.5
Total	8	111	1819	16.4	15	80	227.4
Opponents	8	85	1179	13.9	7	56	147.4

Field Goals	fg	pct.	01-19	20-29	30-39	40-49	50-99	lg	blk
MANGAN	6-13	46.2	0-0	1-1	0-2	3-6	2-4	56	1
MCCONVILLE	1-2	50.0	0-0	1-2	0-0	0-0	0-0	27	0

Scoring	td	fg	PAT				dpx	saf	pts
			kick	rush	rcv	pass			
COOK	7	-	-	1-1	-	-	-	-	44
WELCSH	6	-	-	-	-	-	-	-	36
CMIEL	6	-	-	-	-	-	-	-	36
HANNA	5	-	-	-	-	1-1	-	-	30
MCCONVILLE	-	1-2	23-26	-	-	-	-	-	26
MANGAN	-	6-13	1-1	-	-	-	-	-	19
LANG	1	-	-	-	1	-	-	-	8
LASPINA	1	-	-	-	-	-	-	-	6
SIMCAK	1	-	-	-	-	-	-	-	6
CROSBY	1	-	-	-	-	-	-	-	6
SCHWITZGEBEL	1	-	-	-	-	-	-	-	6
Total	29	7-15	24-27	1-1	1	1-1	-	-	223
Opponents	27	2-3	25-26	0-1	-	-	-	-	193

Score by Quarters	1st	2nd	3rd	4th	OT	Total
SAINT IGNATIUS	51	53	75	44	0	223
Opponents	45	66	20	62	0	193

Record:	Overall	Home	Away	Neutral
All games	4-4	1-1	1-3	2-0
Conference	0-0	0-0	0-0	0-0
Non-Conference	4-4	1-1	1-3	2-0

Team Statistics	SIHS	OPP
FIRST DOWNS	133	114
Rushing	47	60
Passing	69	44
Penalty	17	10
RUSHING YARDAGE	781	1251
Rushing Attempts	231	265
Average Per Rush	3.4	4.7
Average Per Game	97.6	156.4
TDs Rushing	12	17
PASSING YARDAGE	1811	1179
Comp-Att-Int	111-215-8	85-172-6
Average Per Pass	8.4	6.9
Average Per Catch	16.3	13.9
Average Per Game	226.4	147.4
TDs Passing	15	7
TOTAL OFFENSE	2592	2430
Average Per Play	5.8	5.6
Average Per Game	324.0	303.8
KICK RETURNS: #Yards	22-465	14-420
PUNT RETURNS: #Yards	15-187	7-37
INT RETURNS: #Yards	6-49	8-125
FUMBLES-LOST	11-7	11-6
PENALTIES-Yards	46-453	42-394
PUNTS-AVG	29-34.5	42-34.5
TIME OF POSSESSION/Game	24:31	23:29
3RD-DOWN Conversions	38/88	31/92
4TH-DOWN Conversions	2/4	4/12

Interceptions	no.	yds	avg	td	lg
KINZEL	2	0	0.0	0	0
DAUGENTI	1	24	24.0	0	24
WELCSH	1	0	0.0	0	0
CRUMMIE	1	5	5.0	0	5
CMIEL	1	20	20.0	0	20

Punting	no.	yds	avg	lg	tb	fc	i20	50+	blk
MANGAN	29	1001	34.5	56	1	4	6	1	0

Punt Returns	no.	yds	avg	td	lg
COOK	7	110	15.7	0	43
DEVENGENCE	6	37	6.2	0	19
E HANNA	1	15	15.0	0	0
HARTLEY	1	25	25.0	0	0
CMIEL	0	0	0.0	0	0
Total	15	187	12.5	0	43
Opponents	7	37	5.3	0	15

Kick Returns	no.	yds	avg	td	lg
CMIEL	15	378	25.2	1	85
DEVENGENCE	3	65	21.7	0	29
SPEAR	1	3	3.0	0	3
MORGAN	1	20	20.0	0	20
LANG	1	0	0.0	0	0
LASPINA	1	-1	-1.0	0	0
Total	22	465	21.1	1	85
Opponents	14	420	30.0	1	96

All Purpose	g	rush	rcv	pr	kr	ir	total	avg/g
CMIEL	7	12	484	0	378	20	974	139.1
WELCSH	8	500	150	0	0	0	650	81.2
COOK	8	1	459	110	0	0	570	71.2
LANG	8	0	423	0	0	0	423	52.9
CROSBY	8	168	49	0	0	0	217	27.1
Total	8	781	1819	187	465	49	3381	422.6
Opponents	8	1251	1179	37	420	125	3012	376.5

Total Offense	g	plays	rush	pass	total	avg/g
HANNA	8	258	61	1813	1874	234.2
WELCSH	8	110	500	0	500	62.5
CROSBY	8	48	168	0	168	21.0
SIMCAK	1	10	39	0	39	39.0
CMIEL	7	4	12	0	12	1.7
Total	8	446	781	1811	2592	324.0
Opponents	8	427	1251	1179	2430	303.8

2019 DEFENSIVE STATS

2019 ST. IGNATIUS HIGH SCHOOL FOOTBALL SAINT IGNATIUS Overall Defensive Statistics (as of Oct 20, 2019) All games

#	Defensive Leaders	gp	Tackles				Sacks no-yds	Pass defense			Fumbles		blkd	
			ua	a	tot	tfl/yds		int-yds	brup	qbh	rcv-yds	ff	kick	saf
45	HUBBARD	8	30	9	34.5	7.5-24	2.0-5	.	.	1	2-0	.	.	.
19	E HANNA	7	26	7	29.5	1.0-5	.	.	2	.	.	.	1	.
51	FRANCZ	7	23	9	27.5	3.0-15	1.0-10	.	1	.	.	1	.	.
22	HARTLEY	7	19	13	25.5	2.0-3	.	.	3	.	.	.	2	.
3	DAUGENTI	8	20	8	24.0	2.5-3	.	1-24	7	.	.	.	1	.
97	GERACE	7	15	12	21.0	6.0-23	3.0-17
48	CONWAY	6	18	6	21.0	2.0-8	1.0-6
44	MCNAMARA	4	15	6	18.0	5.0-13	1.0-4	.	1
63	ADLER	7	14	7	17.5	7.5-33	4.5-23	.	1	.	.	1	.	.
34	WELCSH	8	14	6	17.0	2.0-5	.	1-0
37	VELOTTA	5	10	9	14.5	3.5-10	0.5-3	.	1	.	.	1	.	.
28	KINZEL	8	9	5	11.5	1.5-3	.	2-0	5	.	1-0	.	.	.
53	WATTERS	4	6	6	9.0	3.5-11	1.5-8
54	CRUMMIE	5	5	6	8.0	0.5-1	.	1-5	.	.	1-0	.	.	.
8	CMIEL	7	7	.	7.0	.	.	1-20	1
14	CHIME	5	6	2	7.0
21	SNYDER	3	5	.	5.0
46	LAIR	5	3	3	4.5
TM	TEAM	6	4	.	4.0	1-0	.	.	.
62	LEVERT	4	3	2	4.0	0.5-2	0.5-2	.	.	.	1-0	.	.	.
92	NORRIS	1	4	.	4.0	2.0-5	1.0-4
29	DEVENGENCIE	5	3	.	3.0	1.0-3	.	.	1
91	LASPINA	2	2	1	2.5
35	MATHEWS	3	2	1	2.5
5	COOK	8	2	.	2.0
80	DAUGSTRUP	3	2	.	2.0
27	WALDRON	1	1	.	1.0
6	MANGAN	8	1	.	1.0
25	CROSBY	8	1	.	1.0
42	LANG	8	1	.	1.0
94	MOORE	1	1	.	1.0	1.0-1
52	MONTGOMERY	1	1	.	1.0
86	LAMIRAND	1	.	1	0.5
33	CORTE	1	.	1	0.5
70	KEANE	2	1
Total		8	273	120	333.0	52-168	16-82	6-49	24	1	6-0	3	4	.
Opponents		8	279	28	293.0	37-141	10-73	8-125	9	.	7-35	2	3	.

STATS COURTESY OF:

Mike Schum '89, Pat Goetz '89,
Keith Johnson '89, Ryan Stefan '94,
Jimmy Byrne '14

ST. X TEAM/OFFENSIVE STATS

Date	Opponent	Score	Att.
Aug 30, 2019	BROWNSBURG BULLDOGS	W 38-17	4000
Sep 06, 2019	at #3 Colerain Cardinals	W 21-14	5000
Sep 13, 2019	at Penn Kingsmen	W 37-7	3000
Sep 20, 2019	CATHEDRAL IRISH	W 41-37	3000
* Sep 27, 2019	vs Moeller Crusaders	W 27-24	10000
* Oct 04, 2019	ELDER PANTHERS	L 28-31	8000
Oct 11, 2019	FOOTBALL NORTH	W 44-6	1500
* Oct 18, 2019	LA SALLE LANCERS	L 15-22	5000

Rushing	gp-gs	att	gain	loss	net	avg	td	lg	avg/g
Kellen Newman	8-5	110	557	31	526	4.8	6	27	65.8
Luke Vrsansky	5-3	32	126	17	109	3.4	1	47	21.8
Ben Bracken	6-0	14	78	9	69	4.9	0	33	11.5
Liam Clifford	8-8	9	47	1	46	5.1	0	15	5.8
Charles Kellom	1-0	4	21	2	19	4.8	0	13	19.0
Drew Maier	4-2	1	13	0	13	13.0	0	13	3.2
Charlie Hewald	3-0	6	13	2	11	1.8	0	6	3.7
Jake Howland	3-0	4	5	1	4	1.0	0	5	1.3
Matthew Rueve	8-8	47	123	121	2	0.0	2	18	0.2
Total	8	235	992	215	777	3.3	9	47	97.1
Opponents	8	272	1465	259	1206	4.4	9	83	150.8

Passing	gp-gs	effic	comp-att-int	pct	yds	td	lg	avg/g
Matthew Rueve	8-8	149.11	188-287-3	65.5	2103	21	82	262.9
Max Klare	8-0	200.80	2-2-0	100.0	24	0	14	3.0
Team Statistic	7-0	0.00	0-1-0	0.0	0	0	0	0.0
Total	8	148.95	190-290-3	65.5	2127	21	82	265.9
Opponents	8	120.00	74-164-6	45.1	1212	10	88	151.5

Receiving	gp-gs	no.	yds	avg	td	lg	avg/g
Marshall Lang	7-6	60	654	10.9	7	33	93.4
Liam Clifford	8-8	59	866	14.7	9	80	108.2
Owen Smith	7-5	18	233	12.9	2	82	33.3
Andrew Britt	6-6	17	131	7.7	1	20	21.8
Kellen Newman	8-5	14	68	4.9	1	16	8.5
Jalen Patterson	6-3	12	92	7.7	0	21	15.3
Drew Maier	4-2	7	53	7.6	0	20	13.2
Ben Bracken	6-0	1	12	12.0	1	12	2.0
Gavin Vogelgesang	2-0	1	10	10.0	0	10	5.0
Luke Vrsansky	5-3	1	8	8.0	0	2	1.6
Total	8	190	2127	11.2	21	82	265.9
Opponents	8	74	1212	16.4	10	88	151.5

Field Goals	fg	pct.	01-19	20-29	30-39	40-49	50-99	lg	blk
Joe Sullivan	1-3	33.3	0-0	1-2	0-1	0-0	0-0	27	0
Mason Rohmiller	3-6	50.0	0-0	1-2	2-3	0-1	0-0	35	1

Scoring	td	fg	kick	rush	rcv	pass	dxp	saf	pts
Liam Clifford	9	-	-	-	-	-	-	-	54
Marshall Lang	7	-	-	-	-	-	-	-	42
Kellen Newman	7	-	-	-	-	-	-	-	42
Mason Rohmiller	-	3-6	21-23	-	-	-	-	-	30
Matthew Rueve	2	-	-	1-1	1	2-3	-	-	16
Owen Smith	2	-	-	-	1	-	-	-	14
Noah Taylor	2	-	-	-	-	-	-	-	12
Joe Sullivan	-	1-3	6-7	-	-	-	-	-	9
Ben Bracken	1	-	-	-	-	-	-	-	6
Eli Kirk	1	-	-	-	-	-	-	-	6
TJ O'Malley	1	-	-	-	-	-	-	-	6
Luke Vrsansky	1	-	-	-	-	-	-	-	6
Andrew Britt	1	-	-	-	-	-	-	-	6
Tommy Longano	-	-	-	-	-	-	1	2	
Total	34	4-9	27-30	1-1	2	2-3	-	1	251
Opponents	21	5-6	17-20	-	-	-	-	-	158

Score by Quarters	1st	2nd	3rd	4th	OT	Total
St. Xavier Bombers	56	80	72	43	0	251
Opponents	71	46	21	20	0	158

Record:	Overall	Home	Away	Neutral
All games	6-2	3-2	2-0	1-0
Conference	1-2	0-2	0-0	1-0
Non-Conference	5-0	3-0	2-0	0-0

Team Statistics	STX	OPP
FIRST DOWNS	148	100
Rushing	44	48
Passing	94	44
Penalty	10	8
RUSHING YARDAGE	777	1206
Rushing Attempts	235	272
Average Per Rush	3.3	4.4
Average Per Game	97.1	150.8
TDs Rushing	9	9
PASSING YARDAGE	2127	1212
Comp-Att-Int	190-290-3	74-164-6
Average Per Pass	7.3	7.4
Average Per Catch	11.2	16.4
Average Per Game	265.9	151.5
TDs Passing	21	10
TOTAL OFFENSE	2904	2418
Average Per Play	5.5	5.5
Average Per Game	363.0	302.2
KICK RETURNS: #Yards	23-602	33-640
PUNT RETURNS: #Yards	29-315	13-145
INT RETURNS: #Yards	6-81	3-39
FUMBLES-LOST	3-2	11-6
PENALTIES-Yards	53-488	49-436
PUNTS-AVG	40-37.4	51-31.1
TIME OF POSSESSION/Game	24:08	23:53
3RD-DOWN Conversions	37/110	22/92
4TH-DOWN Conversions	11/23	1/9

Interceptions	no.	yds	avg	td	lg
Drew Klas	3	20	6.7	0	20
Tucker Hundley	1	0	0.0	0	0
Gabriel Dubois	1	36	36.0	0	36
Noah Taylor	1	26	26.0	0	26

Punting	no.	yds	avg	lg	tb	fc	i20	50+	blk
Noah Taylor	39	1466	37.6	60	3	5	14	6	1
Team Statistic	1	30	30.0	30	0	0	0	0	0

Punt Returns	no.	yds	avg	td	lg
Luke Vrsansky	17	147	8.6	0	43
Gabriel Dubois	5	22	4.4	0	13
Tucker Hundley	3	51	17.0	0	0
Wiles Dolle	2	32	16.0	0	21
Team Statistic	1	0	0.0	0	0
Drew Klas	1	17	17.0	0	0
TJ O'Malley	0	27	0.0	0	27
Eli Kirk	0	6	0.0	1	6
Noah Taylor	0	13	0.0	1	13
Total	29	315	10.9	2	43
Opponents	13	145	11.2	1	82

Kick Returns	no.	yds	avg	td	lg
Liam Clifford	14	391	27.9	0	84
Kellen Newman	4	152	38.0	0	66
Gabriel Dubois	2	30	15.0	0	19
Luke Vrsansky	1	10	10.0	0	10
Luke Ireton	1	17	17.0	0	17
Tucker Hundley	1	2	2.0	0	2
Total	23	602	26.2	0	84
Opponents	33	640	19.4	1	99

All Purpose	g	rush	rcv	pr	kr	ir	total	avg/g
Liam Clifford	8	46	866	0	391	0	1303	162.9
Kellen Newman	8	526	68	0	152	0	746	93.2
Marshall Lang	7	0	654	0	0	0	654	93.4
Luke Vrsansky	5	109	8	147	10	0	274	54.8
Owen Smith	7	0	233	0	0	0	233	33.3
Total	8	777	2127	315	602	81	3902	487.8
Opponents	8	1206	1212	145	640	39	3242	405.2

ST. X DEFENSIVE STATS



St. Xavier Bombers Football 2019 St. Xavier Bombers Overall Defensive Statistics (October 18, 2019) All games



##	Defensive Leaders	gp-gs	Tackles				Sacks	Pass defense			Fumbles		blkd	
			ua	a	tot	tfl/yds		int-yds	brup	qbh	rcv-yds	ff	kick	saf
32	Matthew Devine	8-8	22	32	38.0	10.5-55	4.0-29	.	2	1
5	Noah Taylor	8-8	17	42	38.0	7.5-36	3.0-22	1-26	3	5	1-57	.	.	.
4	Tucker Hundley	8-8	29	17	37.5	6.0-30	.	1-0	.	.	1-0	1	4	.
41	TJ O'Malley	8-6	23	24	35.0	9.0-44	5.5-31	.	1	3	1-24	.	.	.
34	Jacob Duborg	8-3	19	25	31.5	2.5-13	2.5-13	.	2	5	.	1	.	.
23	Gabriel Dubois	8-8	21	11	26.5	2.0-18	1.0-12	1-36	1	.	.	1	.	.
96	Giovanni Albanese	8-5	12	28	26.0	6.0-21	2.0-14	.	1	1	1-0	1	1	.
25	Drew Klas	8-8	15	12	21.0	.	.	3-20	3	.	1-0	.	1	.
28	Eli Kirk	6-3	15	6	18.0	.	.	.	2
7	Wiles Dolle	7-7	10	7	13.5	0.5-1	.	.	3
48	Logan Van De Hatert	7-6	4	10	9.0	1.5-7	.	.	1
33	Danny Kirk	3-0	5	5	7.5	1.0-1
3	Dylan Overbeck	5-0	3	6	6.0	.	.	0--1
97	Charlie Eckert	5-2	4	4	6.0	1.0-5
16	Eric Thompson	6-0	4	3	5.5	2.0-12	2.0-12	.	.	3
1A	Ryan Nolan	2-0	4	3	5.5
35	Jack Kemper	4-0	2	7	5.5	1
18	Hayden Bailey	4-0	4	2	5.0	1.5-2	1-0	.	.	.
42	Joe Schmidt	2-1	1	2	2.0
13	Bo Tillett	2-0	2	.	2.0	.	.	.	1
19	Josh Anderson	3-3	1	1	1.5	.	.	.	1
29	Charlie Hewald	3-0	1	1	1.5
53	Michael Whitehouse	5-4	1	.	1.0
24	Luke Ireton	2-0	1	.	1.0
9	Drew Maier	4-2	1	.	1.0
30	Tommy Longano	1-0	1	.	1.0	1.0-1	1.0-1	1
11	Owen Smith	7-5	1	.	1.0
75	Brian Parker	6-6	1	.	1.0
45	Sam Kiessling	3-1	.	1	0.5
26	Jake Howland	3-0	.	1	0.5
88	Marshall Lang	7-6	.	1	0.5
90	Allen Donegan	1-0	.	1	0.5
TM	Team Statistic	7-0	1	.
15	Jacob Zisko	1-0	2
Total		8	224	252	350.0	52-246	21-134	6-81	23	19	6-81	4	7	1
Opponents		8	305	216	413.0	56-226	18-132	3-39	30	9	2-2	3	3	.

TEAM PICTURE



THE 2019 SAINT IGNATIUS VARSITY FOOTBALL TEAM

FRONT ROW (sitting): #23 Daniel Finnan, #30 Calum Campolieti, #31 John Foliano, #47 Jack Norris, #2 Michael Simcak, #25 James Crosby, #32 Vincent Fagnilli, #20 Anthony Santagata, #58 Kevin Kempffer, #41 Patrick Kotek, #5 Henry Cook

SECOND ROW (kneeling): #59 John Lenhard, #27 Ryan Waldron, #7 Jaxon French, #46 Braeden Lair, #21 Chris Snyder, #11 Steven Bodamer, #49 Cole Smith, #6 Declan Mangan, #16 Jack Dunstan, #22 Merick Hartley, #15 Sean Cook, #28 Charlie Kinzel, #43 Matthew Oleksik, #9 Michael Morgan, #40 San Kempton











THIRD ROW (standing): #78 Alec Gottschalk, #92 Jaylyn Norris, #50 Matthew Kall, #83 Jimmy Spear, #36 Colin MacMillan, #73 Connor Kinney, #81 Charlie Spurrier, #82 John Becker, #24 Domenic Fabe, #14 Andrew Chime, #76 Jake Reed, #35 Christopher Mathews, #4 Rory McConville, #39 Jacob Davis, #29 Dominic DeVengencie, #34 Jack Welcsh, #94 Gavin Moore

FOURTH ROW (standing): #8 Connor Cmiel, #44 Michael McNamara, #97 Anthony Gerace, #54 Aidan Crummie, #10 Griffin Hanna, #19 Emmett Hanna, #51 Connor Francz, #3 Erik Daugenti, #48 Aidan Conway, #17 Colin Wiehn, #18 Pat Keane, #62 Rico Levert, #55 Christopher Speelman, #12 Alec LaSpina

FIFTH ROW (standing on the right, between 4th row and top row): #53 Max Watters, #37 Nick Velotta, #13 Billy Spear, #85 Timothy Lewis

BACK ROW (standing): #33 Michael Corte, #84 Sebestyen Balassy, #70 Owen Keane, #63 Bennett Adler, #86 Nick Lamirand, #45 Aidan Hubbard, #91 Luca LaSpina, #79 Ben Kormos, #66 Gus Salopek, #80 Sam Daugstrup, #42 Jake Lang, #88 Jonathan McNeil, #56 Carter Zimmerman, #64 Tony Georges, #71 Nick Schwitzgebel, #52 Ashton Montgomery (Not in picture: #26 Adam Ormstead)

COMPOSITE SCHEDULE

Opponent	Aug 23/24	Aug 29/30/31	Sept 6/7	Sept 13/14	Sept 20/21	Sept 27/28	Oct 4/5	Oct 11/12	Oct 18/19	Oct 25/26	Nov 1/2
Loyola Academy RAMBLERS			New Trier (IL) TREVIANS W, 34-3	St. Rita (IL) MUSTANGS W, 24-7	Chicago Mt. Carmel (IL) CARAVAN L, 14-17	Saint Ignatius Prep (IL) WOLFPACK W, 58-6	Brother Rice (IL) CRUSADERS W, 35-14	Benet Academy (IL) REDWINGS W, 46-14	Marian Central Catholic (IL) HURRICANES W, 52-0	Marist (IL) REDHAWKS	BYE
Mentor CARDINALS		St. Edward EAGLES W, 29-28		Clarkson FOOTBALL NORTH W, 28-15	Elyria PIONEERS W, 73-0	Medina BEES W, 63-7	Solon COMETS W, 41-7	Brunswick BLUE DEVILS W, 45-0	Shaker Hts RED RAIDERS W, 45-7	Euclid PANTHERS	Strongsville MUSTANGS
Archbishop Hoban KNIGHTS		Harrisburg (PA) COUGARS W, 42-12	Cardinal Mooney CARDINALS W, 49-0		West Toronto Prep (ONT) SQUAD W, 49-13	St. Vincent-St. Mary FIGHTING IRISH W, 30-0	Benedictine BENGALS W, 42-10	Lake Catholic COUGARS W, 49-6	Padua BRUIINS W, 44-6	Walsh Jesuit WARRIORS	Notre Dame-Cathedral Latin LIONS
DeMatha Catholic STAGS	Saint John Bosco (CA) BRAVES L, 7-35	Imhotep Charter (PA) PANTHERS W, 34-6	BYE	Avalon (MD) BLACK KNIGHTS W, 33-0		Life Christian Academy (VA) EAGLES W, 36-0	Washington Friendship Academy (DC) KNIGHTS W, 17-0	BYE	Gonzaga (DC) EAGLES L, 26-28	Our Lady of Good Counsel (MD) FALCONS	Washington Saint John's (DC) CADETS
Clarkson FOOTBALL NORTH	Erie Cathedral Prep (PA) RAMBLERS L, 34-53	BYE	BYE	Mentor CARDINALS L, 15-28	Lorain TITANS W, 32-22		IMG Academy (FL) Blue L, 0-50	Cincinnati St. Xavier BOMBERS L, 6-44	St. Edward EAGLES L, 11-48	Elder PANTHERS	Saint Frances Academy (MD)
Rockledge RAIDERS	Ware County (GA) GATORS W, 19-7	Lincoln (FL) TROJANS W, 34-20	Columbia (GA) EAGLES CANCELED (Hurricane)	Eau Gallie (FL) COMMODORES W, 42-6	Viera (FL) HAWKS W, 20-6	Atlantic (FL) SHARKS W, 41-0		Merritt Island (FL) MUSTANGS W, 42-6	Palm Bay (FL) PIRATES W, 42-6	BYE	Cocoa (FL) TIGERS
St. Edward EAGLES		Mentor CARDINALS L, 28-29	Detroit Cass Tech (MI) TECHNICIANS W, 41-20	Erie Cathedral Prep (PA) RAMBLERS W, 21-14	Cincinnati Elder PANTHERS W, 42-25	Winton Woods WARRIORS W, 51-31	Buchtel GRIFFINS W, 45-21		Clarkson FOOTBALL NORTH W, 48-11	Cincinnati Archbishop Moeller CRUSADERS	National Christian Academy (MD)
Cincinnati Archbishop Moeller CRUSADERS		Indianapolis Cathedral (IN) FIGHTING IRISH L, 0-28	Louisville Trinity (KY) SHAMROCKS L, 0-41	Lexington Lafayette (KY) GENERALS W, 68-7	Winton Woods WARRIORS L, 0-34	Cincinnati St. Xavier BOMBERS L, 24-27	Cincinnati LaSalle LANCERS L, 20-41	Cincinnati Elder PANTHERS L, 6-42		St. Edward EAGLES	Canada Prep Academy
Cincinnati St. Xavier BOMBERS		Brownburg (IN) BULLDOGS W, 38-17	Cincinnati Colerain CARDINALS W, 21-14	Penn (IN) KINGSMEN W, 37-7	Indianapolis Cathedral (IN) FIGHTING IRISH W, 41-37	Cincinnati Archbishop Moeller CRUSADERS W, 27-24	Cincinnati Elder PANTHERS L, 28-31	Clarkson FOOTBALL NORTH W, 44-6	Cincinnati LaSalle LANCERS L, 15-22		Louisville (KY) St. Xavier TIGERS
West Toronto Prep SQUAD	Laurel St. Vincent Pallotti (MD) PANTHERS L, 0-20	Erie Cathedral Prep (PA) RAMBLERS L, 12-47	BYE	Erie (PA) ROYALS L, 0-22	Archbishop Hoban KNIGHTS L, 13-49	Brentwood Academy (TN) EAGLES L, 0-40	New Philadelphia QUAKERS L, 0-31	Erie McDowell (PA) TROJANS L, 6-42	BYE	Warren Harding RAIDERS	



CLEVELAND HOME TITLE
INSURING A CLEAR PAST FOR YOUR FUTURE



Insurance Consultants Group, LLC

20180 Center Ridge Road, Rocky River, OH 44116



Corner of Crocker and Center Ridge Roads in Westlake. See KolickJewelers.com