





San Juan Hills High School Emergency Action Plan – POOL

Call 911 for life-threatening emergencies. If unresponsive and not breathing normally, begin CPR and get the AED

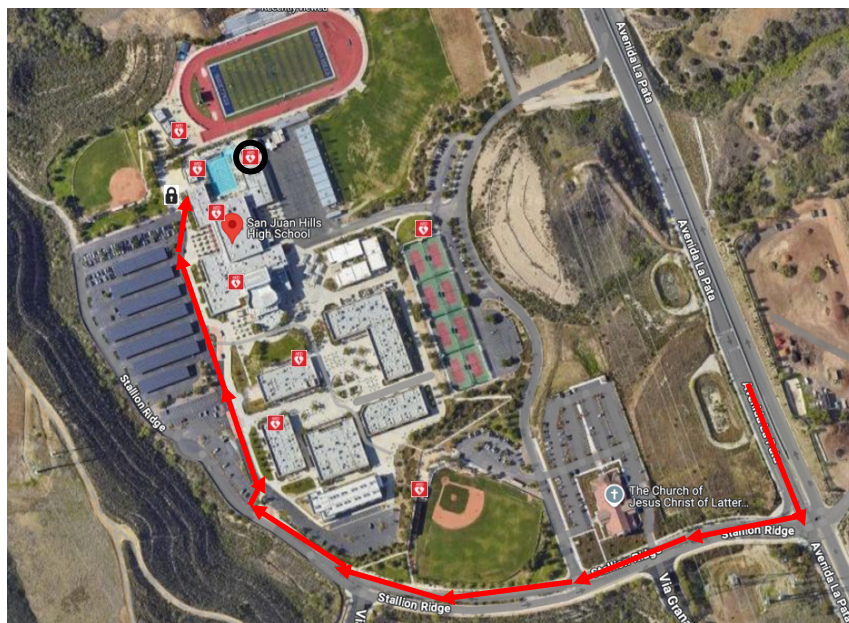
911	
Local EMS Number	OCFA Station 56 (714) 573-6000
School Address	29211 Stallion Ridge San Juan Capistrano, CA 92675
Cross Streets	Stallion Ridge & Avenida La Pata
EMS Access Point	Turn onto Stallion Ridge Rd. Proceed straight ahead to the front of the campus to the last access gate located at the end of the main Student Parking Lot.
Caller	Provide location, an explanation of services needed, and victim's name
Athletic Trainer	Javier LeBrija Office: 949-234-5900 ext 16630
Athletic Director	Farrel Moore Office: 949-234-5999
Principal	Cina Abedzadeh Office: 949-234-5957
School Nurse	Kerry Coryell Office: 949-234-5900 ext 16006

AED	
GET THE AED	
Closest AED	On the wall outside Pool Office
GET THE ATHLETIC TRAINER	
Typical Location	5th / 6th Period: Athletic Training Room After School: Stadium, gym, other athletic areas on campus

- EMS Access Gates to unlock 
- EMS Access Route 
- AED Locations 
- Athletic Training Room 

CPR / AED
START CPR
<ol style="list-style-type: none"> 1. Position person on back. 2. Put one hand on top of the other on middle of person's chest. Keeping arms straight, push hard and fast. 100 presses/minute. Let chest completely recoil after each compression. 3. Take turns with other responders as needed.
WHEN AED ARRIVES, TURN IT ON AND FOLLOW VOICE PROMPTS
<ol style="list-style-type: none"> 4. Remove clothing from chest. 5. Attach electrode pads as directed by voice prompts 6. Stand clear while AED analyzes heart rhythm 7. Keep area clean if AED advises a shock 8. Follow device prompts for further action 9. After EMS takes over, give AED to Athletic Administrator for data download

ROLE OF FIRST RESPONDERS
<ol style="list-style-type: none"> 1. Provide Care <ul style="list-style-type: none"> • Check ABCs (airway, breathing, circulation) 2. Call 911 <ul style="list-style-type: none"> • Give the appropriate information and give directions directly to your location/SJH stadium 3. Get AED <ul style="list-style-type: none"> • Retrieve closest AED and/or necessary emergency equipment 4. Direct EMS to scene <ul style="list-style-type: none"> • Unlock / open all necessary gates and flag down emergency rigs 5. Notify parent of student or emergency contact <ul style="list-style-type: none"> • Designate someone to ride in ambulance 6. All additional personnel should assist with crowd control around the scene to make way for EMS



MEDICAL FACILITIES
<p>Providence Mission Hospital Trauma Hospital – Open 24 Hours 26800 Crown Valley Pkwy Mission Viejo, CA 92691</p>
<p>Kaiser Irvine Medical Hospital – 24 Hr Emergency Room 6640 Alton Pkwy Irvine, CA 92618</p>
<p>MEDHERO Urgent Care Hours: 8:00am – 8:00pm 905 Calle Amanecer #115 San Clemente, CA 92673</p>