

# OES Model ISC9000 – Controller Operational Instructions

## BEFORE THE GAME



POWER OFF/ON – **The Controller is always ON – DO NOT UNPLUG!** To REBOOT the controller, **press and hold “OFF”** until the message below appears.

Press **any key** to start the “Power On Sequence”

CONTROLLER FUNCTIONS OFF.  
PRESS ANY KEY TO RETURN.

### POWER ON SEQUENCE FOR GAME MODE

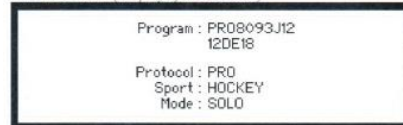
These first 2 messages will appear for a few seconds each; no action required

*SPLASH SCREEN (Displays for 2 seconds)*



Shows OES contact information.

*STATUS SCREEN (Displays for 2 seconds)*



Shows program revision and date.  
Shows controller operation mode.

*WIRELESS COMMUNICATION (Displays up to 60 seconds)*



Press ENTER button to use confirm.

*MEMORY RECALL (Displays up to 60 seconds)*



Once this message appears, press **ENTER**

Press **ENTER** to resume **SAVED** game; Press **CLEAR** to load **NEW** game

### GAME MODE



## GAME TIME



### Set Game Time (Period Time)

**All timers must be stopped, including the remote**

1. Press **GAME TIME** button
2. Enter **minutes** on numeric keypad, press ENTER, ENTER, ENTER



**Note: During the game, use EITHER the Controller Panel OR Remote to stop and start the clock – (i.e. the system cannot start with one and stop with the other)**



### Set Period

1. Press **PERIOD**
2. Enter value on numeric keypad, press ENTER



### Enter Score

1. Press **HOME SCORE+1** or **GUEST SCORE+1** to advance by 1
2. To enter a specific value, press **HOME SCORE** or **GUEST SCORE**, enter value on numeric keypad, press ENTER



### Enter Penalty (clock must be stopped)

1. Press **HOME PEN** or **GUEST PEN** (goes to 1<sup>st</sup> spot, press button again to move to next spot)
2. Enter **player #**, press ENTER
3. Enter **penalty minutes**, press ENTER



### Clear Penalty

1. Press **HOME PEN** or **GUEST PEN** (goes to 1<sup>st</sup> spot, keep pressing same button to move through penalties until your cursor is on desired penalty)
2. Press **CLEAR** button



## AFTER THE GAME

POWER OFF/ON – Press and hold “OFF” until “Controller Function Off” message appears. Scoreboard will go dark for 20 seconds and then Time of Day (TOD) will be displayed. **If the correct time does NOT appear, go to “Set Time of Day” steps.**

## OES Model ISC9000 – Controller Operational Instructions

### OTHER COMMANDS

#### Set Time of Day (only do this if the TOD is not correct)

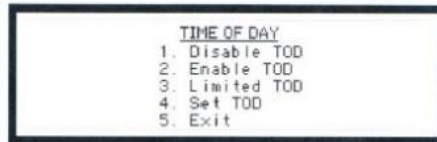
1. Hold SETUP button until it prompts you for a password (hold for a few seconds) – enter the password “5833” on numeric keypad, press ENTER



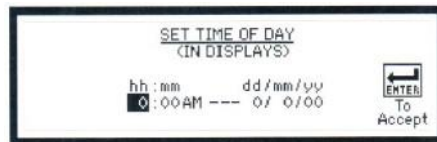
2. Select option **3** TOD, Time of Day



3. Select option **4** to set the TOD



4. Use the keypad to:
  - i) Set hour, press ENTER, set minutes, press ENTER
  - ii) Press the CLEAR button to toggle between AM and PM, press ENTER
  - iii) Press the CLEAR button to scroll through days of the week, press ENTER
  - iv) Use the keypad to enter the day, month and year, pressing ENTER after each field



IT MAY TAKE UP TO 20 seconds for the TOD to appear on the SCOREBOARD

If you made a mistake, there is no backspace to correct it – press Enter to go through the entire menu and then start over with the SETUP button.

### OTHER COMMANDS – continued

#### Set Intermission/Break/Time-Out Timer

This timer can be used for intermissions, time outs, and any kind of break timer. Any other timers, like penalty and shot clock, do not operate while using this break timer.

1. All timers must be stopped.
2. Press INT MODE.



3. The last set time will appear.
4. If this is okay, press ENTER, ENTER
5. If new time is desired, enter Minutes value on Numeric keypad.
6. Press ENTER.
7. Enter Seconds value on numeric keypad.
8. Press ENTER

Use game time RUN and STOP buttons to count down INT MODE timer.

When the timer reaches zero, the horn will sound.

While in INT MODE, press INT MODE to exit back to regular game mode.

CH : 3.0

OES

CONTROLLER FUNCTIONS OFF.  
PRESS ANY KEY TO RETURN.

ISC9000

HOCKEY

OFF	GAME TIME		PERIOD	HOME SCORE	HOME PEN	GUEST SCORE	GUEST PEN
SETUP	INT MODE			HOME SCORE +1	HOME TOL	GUEST SCORE +1	GUEST TOL
TEAM NAME	SAVED TIME	GOAL LIGHTS	GOAL LIGHTS	HOME SAVES	HOME SHOTS	GUEST SAVES	GUEST SHOTS
STATUS	SHIFT	PENALTY STOP/RUN	PENALTY HOLD	HOME SAVES +1	HOME SHOTS +1	GUEST SAVES +1	GUEST SHOTS +1

1	ABC 2	DEF 3
GHI 4	JKL 5	MNO 6
PQRS 7	TUV 8	WXYZ 9
← CLEAR	0	← ENTER

HORN

RUN

STOP