



# SCORESHEET TRAINING USA Hockey Type Scoresheet

[www.cshlhockey.org](http://www.cshlhockey.org)

August 29, 2023

**John Stojak - 216-272-2118**

Home Standings and Schedules Rules Instructions Contacts Calendar CSHL Info More +

12U PEEWEE CSHL > Peewee Preseason

**12U Peewee CSHL**

BECOME FAMILIAR WITH THE CSHL WEBSITE AND YOUR DIVISION STANDINGS

HOME GAME SCHEDULE PLAYER STATS TEAM STATS STANDINGS

STANDINGS

**12U PEEWEE CSHL**  
- 2022-23 CSHL Season

**PEEWEE PRESEASON**  
- 2022-23 CSHL Season

TEAM	PTS	GP	W	L	T	GF	GA	DIVISION
333 Eastside Tigers P2	0	0	0	0	0	0	0	0-0-0
323 Kent P2	0	0	0	0	0	0	0	0-0-0
324 Gilmour P1	0	0	0	0	0	0	0	0-0-0
325 Eastside Tigers P1	0	0	0	0	0	0	0	0-0-0
326 Elyria P2	0	0	0	0	0	0	0	0-0-0
327 Geauga P2	0	0	0	0	0	0	0	0-0-0
328 Strongsville P3	0	0	0	0	0	0	0	0-0-0
329 Rocky River P3	0	0	0	0	0	0	0	0-0-0
330 Mentor P3	0	0	0	0	0	0	0	0-0-0
331 Canton-Akron P2	0	0	0	0	0	0	0	0-0-0
332 Brooklyn P2	0	0	0	0	0	0	0	0-0-0
322 Mentor P2	0	0	0	0	0	0	0	0-0-0
334 Fremont P2	0	0	0	0	0	0	0	0-0-0

Logos on the left: NORTH OLMS TED, MUSTANGS, FREMONT ICEWOLVES, OILERS, OILERS, MEDINA HOCKEY CLUB, Team Ohio

Logos on the right: KENT CYCLONES, GILMOUR GLADIATORS, TROBROOK HUSKIES, NORTH COAST HIGH SCHOOL HOCKEY LEAGUE, CLEVELAND WILDCATS HOCKEY

Home Standings and Schedules Rules Instructions Contacts Calendar CSHL Info More +

PEEWEE PRESEASON > 301 Rocky River P1 302 Parma P1 303 Geauga P1 304 Elyria P1 More +

**323 Kent P2**

THIS IS AN EXAMPLE OF A TEAM PAGE AND SHOWS THE TEAM NUMBER, LEVEL AND GAME NUMBERS

HOME ROSTER GAME SCHEDULE PLAYER STATS TEAM STATS STANDINGS PHOTOS VIDEOS POSTS

SEPTEMBER SAT 24 WIN SUN 25 LOSS OCTOBER SAT 1 WIN SUN 2 LOSS SAT 8 TIE SUN 9 LOSS SAT 15 11:20a SUN 23 2:30p

COMPLETE BOX SCORES

GAME ID	DATE	RESULT	OPPONENT	LOCATION	STATUS
1178	Sat Sep 24	W 3-0	332 Brooklyn P2	Kent State Univ	FINAL →
1151	Sun Sep 25	L 2-6	@ 324 Gilmour P1	Gilmour 2	FINAL →
1538	Sat Oct 1	W 9-1	331 Canton-Akron P2	Kent State Univ	FINAL →
1147	Sun Oct 2	L 1-2	321 No Olmsted P2	Kent State Univ	FINAL →
1539	Sat Oct 8	T 2-2	@ 317 Fremont P1	No Olmsted	FINAL →
1152	Sun Oct 9	L 1-3	@ 325 Eastside Tigers P1	Clev Skating Club	FINAL →
1149	Sat Oct 15	-	322 Mentor P2	Kent State Univ	11:20 AM EDT
1153	Sun Oct 23	-	@ 326 Elyria P2	Elyria	2:30 PM EDT

PRINTABLE VERSION



323 Kent P2

# USA HOCKEY OFFICIAL SCORESHEET



VISITOR  TIER I  TIER II  GIRLS/WOMEN  HIGH SCHOOL  HOUSE/REC.  ADULT HOME

VISITOR

TEAM NAME

POS. NO.	PLAYER	SCORING			
		NO.	PER.	TIME	G ASSIST TYPE
1					
2					
3					
4					
5					
6					

DATE: \_\_\_/\_\_\_/\_\_\_ GAME NO. \_\_\_\_\_ DIVISION: \_\_\_\_\_

TIMES: Start \_\_\_\_\_ End \_\_\_\_\_ Curfew \_\_\_\_\_

ARENA: \_\_\_\_\_ SURFACE: \_\_\_\_\_

### PRINTED NAMES

Official Scorer \_\_\_\_\_ Referee Signature \_\_\_\_\_

Official (R or L) \_\_\_\_\_ Level \_\_\_\_\_

Official (R or L) \_\_\_\_\_ Level \_\_\_\_\_

Official (R or L) \_\_\_\_\_ Level \_\_\_\_\_

OFFICIALS' NOTE: All on-ice officials must make a brief written statement of all Game Misconduct and Match Penalties on the back side of the top copy of this scoresheet.

### SCORING BY PERIODS

	1	2	3	OT	TOTAL
HOME					
VISITORS					

### MINOR PENALTIES

	MINOR				PER.	NO.	OFFENSE	PENALTIES			
	MIN.	OFF	START	ON				MIN.	OFF	START	ON

NO.	PER.	TIME	G	ASSIST	TYPE	POS. NO.	PLAYERS
1							
2							
3							
4							
5							
6							
7							
8							
9							
10							
11							
12							
13							
14							
15							
16							

TEAM	
HEAD COACH:	
HEAD COACH: (sign)	
CEP LEVEL:	CEP NO.: YEAR:
COACH:	
CEP LEVEL:	CEP NO.: YEAR:
COACH:	
CEP LEVEL:	CEP NO.: YEAR:
COACH:	
CEP LEVEL:	CEP NO.: YEAR:


GOALKEEPING												
JERSEY NO.	SHOTS				SAVES				MIN. PLAYED			
	1	2	3	OT	TOTAL	1	2	3		OT	TOTAL	
TOTALS												

TEAM OFFICIALS			
HEAD COACH:			
HEAD COACH: (sign)			
CEP LEVEL:	CEP NO.:	YEAR:	
COACH:			
CEP LEVEL:	CEP NO.:	YEAR:	
COACH:			
CEP LEVEL:	CEP NO.:	YEAR:	
COACH:			
CEP LEVEL:	CEP NO.:	YEAR:	

GOALKEEPING												
JERSEY NO.	SHOTS				SAVES				MIN. PLAYED			
	1	2	3	OT	TOTAL	1	2	3		OT	TOTAL	
TOTALS												

Enter the Name of the Home Team on the Top of the Scoresheet – Top Left


Circle the “Home” NEXT to the Team Name





# USA HOCKEY OFFICIAL SCORESHEET

322 Brooklyn P2



HOME \_\_\_\_\_ VISITOR  TIER I  TIER II  GIRLS/WOMEN  HIGH SCHOOL  HOUSE/REC.  ADULT HOME \_\_\_\_\_

TEAM NAME

POS. NO.	PLAYERS	SCORING				
		NO.	PER.	TIME	G	ASSIST TYPE
1						
2						
3						
4						
5						
6						
7						
8						
9						
10						
11						
12						
13						
14						
15						
16						

DATE: / / GAME NO. DIVISION:

TIMES: Start \_\_\_\_\_ End \_\_\_\_\_ Curfew \_\_\_\_\_

ARENA: \_\_\_\_\_ SURFACE: \_\_\_\_\_

PRINTED NAMES

Official Scorer \_\_\_\_\_ Referee Signature \_\_\_\_\_

Official (R or L) \_\_\_\_\_ Level \_\_\_\_\_

Official (R or L) \_\_\_\_\_ Level \_\_\_\_\_

Official (R or L) \_\_\_\_\_ Level \_\_\_\_\_

OFFICIALS' NOTE: All on-ice officials must make a brief written statement of all Game Misconduct and Match Penalties on the back side of the top copy of this scoresheet.

SCORING BY PERIODS

1 2 3 OT TOTAL

HOME

VISITORS

POS. NO.	PLAYERS	SCORING				
		NO.	PER.	TIME	G	ASSIST TYPE
1						
2						
3						
4						
5						
6						
7						
8						
9						
10						
11						
12						
13						
14						
15						
16						



Enter the Name of the **Visitor Team** on the Top of the Scoresheet – **Top Right**  
**Circle the "VISITOR" NEXT to the Team Name**

### TEAM OFFICIALS

HEAD COACH:

HEAD COACH: (sign)

CEP LEVEL: CEP NO.: YEAR:

COACH:

CEP LEVEL: CEP NO.: YEAR:

COACH:

CEP LEVEL: CEP NO.: YEAR:

COACH:

CEP LEVEL: CEP NO.: YEAR:

### GOALKEEPING

JERSEY NO. SHOTS SAVES MIN. PLAYED

1 2 3 OT TOTAL 1 2 3 OT TOTAL

TOTALS

### PENALTIES

PER. NO. OFFENSE MIN. OFF START ON PER. NO. OFFENSE MIN. OFF S

CEP LEVEL: CEP NO.: YEAR:

COACH:

CEP LEVEL: CEP NO.: YEAR:

COACH:

CEP LEVEL: CEP NO.: YEAR:

### GOALKEEPING

JERSEY NO. SHOTS SAVES MIN. PLAYED

1 2 3 OT TOTAL 1 2 3 OT TOTAL

TOTALS



# USA HOCKEY OFFICIAL SCORESHEET



HOME

VISITOR

TIER I

TIER II

GIRLS/WOMEN

HIGH SCHOOL

HOUSE/REC.

ADULT

HOME

VISITOR

TEAM NAME

TEAM NAME

POS.	NO.	PLAYERS	SCORING					
			NO.	PER.	TIME	G	ASSIST	TYPE
1								
2								
3								
4								
5								
6								
7								
8								
9								

DATE: / / GAME NO. DIVISION

TIMES: Start End Curfew

ARENA: SURFACE:

OFFICIALS

Official Sc Referee Signature

Official (R) Level

Official (R) Level

POS.	NO.	PLAYERS	SCORING					
			NO.	PER.	TIME	G	ASSIST	TYPE
1								
2								
3								
4								
5								
6								
7								
8								
9								

**Enter the Date (8-29-2023) Game Number (1178) and Division (12U) on the Top of the Scoresheet – Top Center**

HOME		VISITORS	
15		15	
16		16	

TEAM OFFICIALS									
HEAD COACH:									
HEAD COACH: (sign)									
CEP LEVEL:	CEP NO.:	YEAR:							
COACH:									
CEP LEVEL:	CEP NO.:	YEAR:							
COACH:									
CEP LEVEL:	CEP NO.:	YEAR:							
COACH:									
CEP LEVEL:	CEP NO.:	YEAR:							
GOALKEEPING									
JERSEY NO.	SHOTS				SAVES				MIN. PLAYED
	1	2	3	OT	TOTAL	1	2	3	
TOTALS									

Home Standings and Schedules Rules Instructions Contacts Calendar CSHL Info More +

PEEWEE PRESEASON > 301 Rocky River P1 302 Parma P1 303 Geauga P1 304 Elyria P1 More +

**Game Number is on the CSHL Website on your Team Page**

BOX SCORES

GAME ID	DATE	RESULT	OPPONENT	LOCATION	STATUS
1178	Sat Sep 24	W 3-0	332 Brooklyn P2	Kent State Univ	FINAL
1151	Sun Sep 25	L 2-6	@ 324 Gilmour P1	Gilmour 2	FINAL
1538	Sat Oct 1	W 9-1	331 Canton-Akron P2	Kent State Univ	FINAL
1147	Sun Oct 2	L 1-2	321 No Olmsted P2	Kent State Univ	FINAL
1539	Sat Oct 8	T 2-2	@ 317 Fremont P1	No Olmsted	FINAL
1152	Sun Oct 9	L 1-3	@ 325 Eastside Tigers P1	Clev Skating Club	FINAL
1149	Sat Oct 15	-	322 Mentor P2	Kent State Univ	11:20 AM EDT
1153	Sun Oct 23	-	@ 326 Elyria P2	Elyria	2:30 PM EDT



# USA HOCKEY OFFICIAL SCORESHEET



HOME

VISITOR

TIER I

TIER II

GIRLS/WOMEN

HIGH SCHOOL

HOUSE/REC.

ADULT

HOME

VISITOR

TEAM NAME

TEAM NAME

POS. NO.	PLAYERS	SCORING				DATE: / /	GAME NO.	DIVISION:	SCORING				POS. NO.	PLAYERS
		NO.	PER.	TIME	G				ASSIST	TYPE	NO.	PER.		
1														
2														
3														
4														
5														
6														
7														
8														
9														
10														
11														
12														
13														
14														
15														
16														

TIMES: Start \_\_\_\_\_ End \_\_\_\_\_ Curfew \_\_\_\_\_  
 ARENA: \_\_\_\_\_ SURFACE: \_\_\_\_\_

TIER II    GIRLS/WOMEN    HIGH SCHOOL    HOUSE/REC.  
 DATE: 1/2/22 GAME NO. \_\_\_\_\_ DIVISION: American  
 TIMES: Start 6:00 End \_\_\_\_\_ Curfew \_\_\_\_\_  
 ARENA: HCCI SURFACE: \_\_\_\_\_

OFFICIALS: \_\_\_\_\_ Ref: \_\_\_\_\_  
 Official (R or \_\_\_\_\_  
 Official (R or \_\_\_\_\_  
 Official (R or \_\_\_\_\_

OFFICIALS' NOTE: All on-ice officials must sign and brief written statements of this scoresheet.  
 and Match Penalties on the back of this scoresheet.

PERIODS: \_\_\_\_\_ 3 \_\_\_\_\_

TEAM OFFICIALS  
 HEAD COACH: \_\_\_\_\_  
 HEAD COACH: (sign) \_\_\_\_\_  
 CEP LEVEL: CEP NO.: YEAR:  
 COACH: \_\_\_\_\_  
 CEP LEVEL: CEP NO.: YEAR:  
 COACH: \_\_\_\_\_  
 CEP LEVEL: CEP NO.: YEAR:  
 COACH: \_\_\_\_\_  
 CEP LEVEL: CEP NO.: YEAR:  
 COACH: \_\_\_\_\_

GOALKEEPING  
 JERSEY NO. SHOTS SAVES MIN. PLAYED  
 1 2 3 OT TOTAL 1 2 3 OT TOTAL  
 TOTALS

Enter the **Start Time, Arena Name and Surface (EAST/WEST, 1 or 2)** on the Scoresheet – Top Center

Rinks with multiple surfaces  
**BAM (formerly OBM) – East and West**  
**Serpentini (Winterhurst) – 1 and 2**  
**Mentor (1 and 2)**  
**Gilmour (1 and 2)**  
**Cleveland Heights (1 and 2)**



# USA HOCKEY OFFICIAL SCORESHEET



HOME

TEAM NAME

VISITOR

TIER I

TIER II

GIRLS/WOMEN

HIGH SCHOOL

HOUSE/REC.

ADULT

HOME

TEAM NAME

VISITOR

POS.	NO.	PLAYERS	SCORING						
			NO.	PER.	TIME	G	ASSIST	TYPE	
1									
2									
3									
4									
5									
6									
7									
8									
9									
10									
11									
12									
13									
14									
15									
16									

DATE: / / GAME NO. DIVISION:

TIMES: Start \_\_\_\_\_ End \_\_\_\_\_ Curfew \_\_\_\_\_

ARENA: \_\_\_\_\_ SURFACE: \_\_\_\_\_

**PRINTED NAMES**

Official Scorer \_\_\_\_\_ Referee Signature \_\_\_\_\_

Official \_\_\_\_\_ (R or L) Level \_\_\_\_\_

Official \_\_\_\_\_ (R or L) Level \_\_\_\_\_

Official \_\_\_\_\_ (R or L) Level \_\_\_\_\_


**OFFICIALS' NOTES:** Officials must make a brief written statement of all Game Misconduct and Match Penalties on the reverse side of the top copy of this scoresheet.

**SCORING BY PERIODS**

	1	2	3	OT	TOTAL
HOME					
VISITOR					

POS.	NO.	PLAYERS	SCORING					
			NO.	PER.	TIME	G	ASSIST	TYPE
1								
2								
3								
4								
5								
6								
7								
8								
9								
10								
11								
12								
13								
14								
15								

**Official Scorer**



Enter (PRINT) the Official Scorer Name on the Scoresheet – Top Center

**TEAM OFFICIALS**

HEAD COACH:

HEAD COACH: (sign)

CEP LEVEL: CEP NO.: YEAR:

COACH:

CEP LEVEL: CEP NO.: YEAR:

COACH:

CEP LEVEL: CEP NO.: YEAR:

COACH:

CEP LEVEL: CEP NO.: YEAR:

**GOALKEEPING**

JERSEY NO.	SHOTS				MIN. PLAYED	SAVES			
	1	2	3	OT TOTAL		1	2	3	OT TOTAL
TOTALS									

PER. N A R T O N

--	--	--	--	--	--	--	--	--	--	--	--	--	--	--	--	--	--	--	--	--	--	--	--

**TEAM OFFICIALS**

HEAD COACH:

HEAD COACH: (sign)

CEP LEVEL: CEP NO.: YEAR:

COACH:

CEP LEVEL: CEP NO.: YEAR:

COACH:

CEP LEVEL: CEP NO.: YEAR:

COACH:

CEP LEVEL: CEP NO.: YEAR:

**GOALKEEPING**

JERSEY NO.	SHOTS				MIN. PLAYED	SAVES			
	1	2	3	OT TOTAL		1	2	3	OT TOTAL
TOTALS									

DISTRIBUTION: WHITE - League Official; YELLOW - Home Team; PINK - Visiting Team; GOLD - Referee

GOAL TYPES: EV - Even Strength; PP - Power Play; SH - Shorthanded; EN - Empty Net; EA - Extra Attacker; PS - Penalty Shot



# USA HOCKEY OFFICIAL SCORESHEET

HOME

VISITOR

VISITOR

POS. NO. PLAYERS  
HOME CAIC JETS AMERICAN  
TEAM NAME

POS. NO.	PLAYERS
1	Herstich Xander
6	Calabretta Joe
16	Blumer Jacob
17	Fryer Gavin
21	Graham Chad
24	Shinaberry Joaquin
25	Bazarov Max
28	Giudice Anthony
32	Frank Grace
30	Fratantonio Brandon
32	Ludt Austin
33	Wilson Chris
36	Hostler Simon
40	Hostler Brannen
43	Shepherd Evan
47	Vienneau Conner
49	Fratantonio Gavin
55	Mitchell Blake
58	Howard Jared
74	Dyler William
90	Whittington Jacob
99	Parker Keaton

HC: Sean Houston Lev4 #378010  
AC: John Evans Lev4 #359224  
AC: Mike Houston Lev3 #872160  
AC: Ethan Everhart Lev1 #507349

DATE: / / GAME NO. DIVISION:  
TIMES: Start End Curfew  
ARENA: SURFACE:  
PRINTED NAMES  
Official Scorer Referee Signature  
Official (R or L) Level  
Official (R or L) Level  
Official (R or L) Level  
SCORING BY PERIODS  
HOME VISITORS

NO.	PER.	TIME	G	ASSIST	TYPE
1					
2					
3					
4					
5					
6					
7					
8					
9					
10					
11					
12					
13					
14					
15					
16					

PER.	NO.	OFFENSE	MIN.	OFF	START	ON	PER.	NO.	OFFENSE	MIN.	OFF	START	ON

Make sure both teams – HOME and VISITOR, have the roster filled in or a team sticker is applied. Position (POS) is not required but, noting the Goalies with a "G" is recommended.

For ALL TEAMS /ALL PROGRAMS – Please add your USA/MidAM Team Number to your roster sticker or hand write on the home/visitor team line. This is found on your certified USA Hockey Roster. This roster will be shown on the website via a link.

JERSEY NO.	SHOTS				
	1	2	3	OT	TOTAL
TOTALS					

SAVES	MIN. PLAYED				
	1	2	3	OT	TOTAL



# USA HOCKEY OFFICIAL SCORESHEET



HOME

VISITOR

TIER I

TIER II

GIRLS/WOMEN

HIGH SCHOOL

HOUSE/REC.

ADULT

HOME

VISITOR

TEAM NAME

TEAM NAME

POS.	NO.	PLAYERS	SCORING					
			NO.	PER.	TIME	G	ASSIST	TYPE
	1							
	2							
	3							
	4							
	5							
	6							
	7							
	8							
	9							
	10							
	11							
	12							
	13							

~~10 JOE PLAYER~~



DATE: / / GAME NO. DIVISION:

TIMES: Start End Curfew

ARENA: SURFACE:

PRINTED NAMES

Official Scorer Referee Signature

Official (R or L) Level

Official (R or L) Level

Official (R or L) Level

OFFICIALS' NOTE: All on-ice officials must make a brief written statement of all Game Misconduct and Match Penalties on the back side of the top copy of this scoresheet.

SCORING BY PERIODS

POS.	NO.	PLAYERS	SCORING					
			NO.	PER.	TIME	G	ASSIST	TYPE
	1							
	2							
	3							
	4							
	5							
	6							
	7							
	8							
	9							
	10							
	11							
	12							
	13							

If any player on the roster is not attending/not dressed for the game, line out those players on the game roster

\* 13 JOHNNY CALLUP



If a player is added to the roster for that game, add an asterisk (\*) next to the player's name

If a player is serving a suspension, line out the players name and at the bottom of the sheet write the team (H or V), player number and "serving suspension"



H - 10 JOE PLAYER – Serving Suspension



# USA HOCKEY OFFICIAL SCORESHEET



HOME \_\_\_\_\_ VISITOR  TIER I  TIER II  GIRLS/WOMEN  HIGH SCHOOL  HOUSE/REC.  ADULT HOME \_\_\_\_\_ VISITOR

POS.	NO.	PLAYERS	SCORING							
			NO.	PER.	TIME	G	ASSIST	TYPE		
	1									
	2									
	3									
	4									
	5									
	6									
	7									
	8									
	9									
	10									
	11									
	12									
	13									
	14									

DATE: \_\_\_/\_\_\_/\_\_\_ GAME NO. \_\_\_\_\_ DIVISION: \_\_\_\_\_

TIMES: Start \_\_\_\_\_ End \_\_\_\_\_ Curfew \_\_\_\_\_

ARENA: \_\_\_\_\_ SURFACE: \_\_\_\_\_

PRINTED NAMES	
Official Scorer	Referee Signature
Official (R or L)	Level
Official (R or L)	Level
Official (R or L)	Level

OFFICIALS' NOTE: All on-ice officials must make a brief written statement of all Game Misconduct and Match Penalties on the back side of the top copy of this scoresheet.

SCORING BY PERIODS					
	1	2	3	OT	TOTAL

POS.	NO.	PLAYERS	SCORING							
			NO.	PER.	TIME	G	ASSIST	TYPE		
	1									
	2									
	3									
	4									
	5									
	6									
	7									
	8									
	9									
	10									
	11									
	12									
	13									
	14									

**Head Coach is REQUIRED to sign the scoresheet directly under the TEAM ROSTER. HEAD COACH ONLY BEFORE THE GAME BEGINS**

TEAM OFFICIALS		
HEAD COACH:		
HEAD COACH: (sign)		
CEP LEVEL:	CEP NO.:	YEAR:
COACH:		
CEP LEVEL:	CEP NO.:	YEAR:
COACH:		
CEP LEVEL:	CEP NO.:	YEAR:
COACH:		
CEP LEVEL:	CEP NO.:	YEAR:
COACH:		

TEAM OFFICIALS		
HEAD COACH:		
HEAD COACH: (sign)		
CEP LEVEL:	CEP NO.:	YEAR:
COACH:		
CEP LEVEL:	CEP NO.:	YEAR:
COACH:		
CEP LEVEL:	CEP NO.:	YEAR:
COACH:		
CEP LEVEL:	CEP NO.:	YEAR:
COACH:		

**NOTE: Even if the Head Coach's Name is on the Team Sticker, THE COACH MUST SIGN THE SCORESHEET**

JERSEY NO.	SHOTS					SAVES				MIN. PLAYED	
	1	2	3	OT	TOTAL	1	2	3	OT		TOTAL

JERSEY NO.	SHOTS					SAVES				MIN. PLAYED	
	1	2	3	OT	TOTAL	1	2	3	OT		TOTAL

Date:	Time:	Game No:	Rink:		
Period	Time on Clock	Team (H or V)	Player Number	Penalty or Goal	Back on Ice Time

**SCOREKEEPERS WORKSHEET** TO WRITE DOWN ----Goals/Assists & Penalties before entering on the scoresheet. Must record the following:

- Period, Time on the Clock, Team (H or V),**
- Player Number** (For goals need **scorer player number** and the **assist player numbers**)
- Penalty or Goal** (For penalties need **Minor, Major, Misconduct** or **Game Misconduct**)
- Back on the Ice Time** – what time the **player was released from the penalty box.**

-----Transfer to scoresheet after play starts.-----

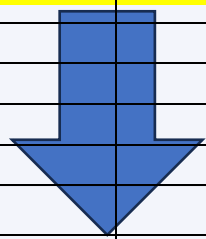
	Shots on White Goaltender (HOME)	Shots on Dark Goaltender (VISITOR)
1		
2		
3		
OT		
<b>Total</b>		



Date:	Time:	Game No:	Rink:		
Period	Time on Clock	Team (H or V)	Player Number	Penalty or Goal	Back on Ice Time
<b>Shots on White Goaltender (HOME)</b>			<b>Shots on Dark Goaltender (VISITOR)</b>		
1					
2					
3					
OT					
<b>Total</b>					

**SCOREKEEPERS WORKSHEET – Shots on Goal**  
 Record all shots on Goal by jersey color –

**Shot means if the goalie was NOT in the net, would the puck have gone in the net – wide shots are not counted as shots on goal**



H = CANTON AKRON V = TEAM OH

?

Date: 1/2/2022		Time: 6:00 PM		Game No: -		Rink: NORTH CANTON	
Period	Time on Clock	Team (H or V)	Player Number	Penalty or Goal	Back on Ice Time		
② 1	4:43	V	20	TRIPPING	2:43		
① 1	8:24	H	16	HOOING	6:24		
2	12:52	V	8-22	GOAL - EB	—		
2	11:13	H	44	TRIPPING	9:13		
2	6:47	V	22-8/26	GOAL ES	—		
2	4:45	V	22-8/26	GOAL ES	—		
2	3:17	H	16-6/28	GOAL ES	—		
2	2:59	V	34	HOLDING	2:41		
2	2:41	H	16-49/6	GOAL PP	—		
3	11:49	H	2	HOLDING	9:49		
3	5:02	V	11	HISTICKING	3:02		
3	4:32	V	14	INTERFERENCE	2:32		
Shots on White Goaltender (HOME)				Shots on Dark Goaltender (VISITOR)			
1		(6)		(7)			
2		(15)		(13)			
3		(7)		(8)			
OT							
Total		(28)		(28)			

T.O. H 3<sup>RD</sup> 5:02 T.O. V 3<sup>RD</sup> 3:11



# USA HOCKEY OFFICIAL SCORESHEET



HOME

VISITOR

VISITOR

DATE: / / GAME NO. DIVISION: TIER I TIER II GIRLS/WOMEN HIGH SCHOOL HOUSE/REC. ADULT

ARENA: SURFACE:

Referee Signature

Level

Level

Level

make a brief written statement of all Game Misconduct on top copy of this scoresheet.

SCORING BY PERIODS

	1	2	3	OT	TOTAL
HOME					
VISITORS					

PENALTIES

PER.	OFFENSE	MIN.	OFF	START	ON	PER.	NO.	OFFENSE	MIN.	ON

TEAM OFFICIALS

HEAD COACH:

HEAD COACH: (sign)

CEP LE

COACH

CEP LE

COACH

CEP LE

COACH

CEP LE

JERSEY NO.

TOTALS

SCORING					
NO.	PER.	TIME	G	ASSIST	TYPE
1	2	3:17	16	6 28	E
2	2	2:41	16	49 6	PP

HOME

VISITOR

**All Scoring is entered on the HOME side for Home and the Visitor side for Visitor. Columns are: NUMBER, PERIOD, TIME (of the Goal), Goal Scorer (G)- Player Number, Assists – Player Numbers, and Type – EV = Even Strength, PP = Power Play, SH = Short Handed, PS = Penalty Shot Goal, SO = Shootout**

# USA HOCKEY OFFICIAL SCORESHEET

HOME

VISITOR

VISITOR

POS.	NO.	PLAYERS	SCORING			
			NO.	PER.	TIME	G ASSIST TYPE
1						
2						
3						
4						
5						
6						
7						
8						
9						
10						
11						
12						
13						
14						



HOME

DATE: / / GAME NO. DIVISION:

TIMES: Start End Curfew

ARENA: SURFACE:

PRINTED NAMES

Official Scorer Referee Signature

Official (R or L) Level

Official (R or L) Level


Official (R or L) Level

OFFICIALS' NOTE: All on-ice officials must make a brief written statement of all Game Misconduct and Match Penalties on the back side of the top copy of this scoresheet.

SCORING BY PERIODS

	1	2	3	OT	TOTAL
--	---	---	---	----	-------

POS.	NO.	PLAYERS	SCORING			
			NO.	PER.	TIME	G ASSIST TYPE
1						
2						
3						
4						
5						
6						
7						
8						
9						
10						
11						
12						
13						
14						



VISITOR

**How to record Goals on the Scoresheet**

- Goal No.** = Preprinted on the Sheet
- PER** = Period in which goal is scored 1, 2, 3, OT or SO
- Time** = time on the clock when the goal was reported by the referee
- Goal "G"** = Player # that scored as reported by the referee
- Assist** = Player # that assisted as reported – up to 2 – **Could be NONE**
- Type** = **ES**-even strength, **PP**-power play, **SH**-short handed, **PS**- penalty shot

-----Draw a horizontal line at the end of each period.-----

If the game goes to RUNNING CLOCK – the time of a Goal or Penalty is when the referee reports that goal or penalty to the scorekeeper. The timekeeper can momentarily stop the clock at that time to enter the goal or penalty on the clock. The clock restarts as soon as the clock is set.





# USA HOCKEY OFFICIAL SCORESHEET



HOME

VISITOR

TIER I

TIER II

GIRLS/WOMEN

HIGH SCHOOL

HOUSE/REC.

ADULT

HOME

VISITOR

POS.	NO.	PLAYERS
1		
2		
3		
4		

SCORING				
NO.	PER.	TIME	G	ASSIST TYPE
1				
2				
3				
4				

DATE: / / GAME NO. DIVISION:

TIMES: Start \_\_\_\_\_ End \_\_\_\_\_ Curfew \_\_\_\_\_

ARENA: \_\_\_\_\_ SURFACE: \_\_\_\_\_

PRINTED NAMES

SCORING				
NO.	PER.	TIME	G	ASSIST TYPE
1				
2				
3				
4				

POS.	NO.	PLAYERS
1		
2		
3		
4		

SCORING BY PERIODS					
	1	2	3	OT	TOTAL
HOME	0	2	0	0-1	2
VISITORS	0	3	0	0-1	3

SCORING BY PERIODS					
	1	2	3	OT	TOTAL
HOME					
VISITORS					

PENALTIES						PENALTIES							
PER.	NO.	OFFENSE	MIN.	OFF	START	ON	PER.	NO.	OFFENSE	MIN.	OFF	START	ON

GOALKEEPING												
JERSEY NO.	SHOTS				MIN. PLAYED	SAVES				TOTAL		
	1	2	3	OT		1	2	3	OT			
30	6	15	7		28	6	12	7		25	45:29	
TOTALS												

**Game Scoring – Top Center**

- Enter the Goals Scored at the end of each period and Total at the end of the game.
- Shots on Goal and Saves are recorded in the bottom right and left corners

GOALKEEPING												
JERSEY NO.	SHOTS				MIN. PLAYED	SAVES				TOTAL		
	1	2	3	OT		1	2	3	OT			
TOTALS												

**How to Record Penalties** –Bottom Center of the scoresheet

-**PER**= Period in which the penalty was reported

-**NO.**= Player # receiving the penalty (s). If more than 1 penalty ex. Double minor, 2 & 10, 5 & game – **only write 1 penalty per line.**

-**Offense**= Penalty Type as reported by referee – ex Hooking, Holding, Tripping, Interference

-**Min**= length of each penalty - **Minors (1:00, 1:30, 2:00), Majors (3:00, 4:00, 5:00), Misconducts (6:00, 8:00,10:00)**

-Time **OFF** = Time the Player is off the ice and inside the penalty box

-Time **Start**= Time penalty starts

-Time **On**= Time penalty ends AND player is released from the penalty box

-----Refer to Off-Ice Officials Manual for details-----

**HOME**      **VISITOR**

PER.	NO.	OFFENSE	MIN.	OFF	START	ON
1	16	Hooking	2:00	8:24	8:24	6:24
2	44	Tripping	2:00	11:13	11:13	9:13
3	2	Holding	2:00	11:49	11:49	9:49

**TEAM OFFICIALS**

HEAD COACH:  
 HEAD COACH: (sign)  
 CEP LEVEL:      CEP NO.:      YEAR:  
 COACH:  
 CEP LEVEL:      CEP NO.:      YEAR:  
 COACH:  
 CEP LEVEL:      CEP NO.:      YEAR:  
 COACH:  
 CEP LEVEL:      CEP NO.:      YEAR:

**GOALKEEPING**

JERSEY NO.	SHOTS				SAVES				MIN. PLAYED	
	1	2	3	OT	TOTAL	1	2	3		OT
TOTALS										

DISTRIBUTION: WHITE - League Offices; YELLOW - Home Team; PINK - Visiting Team; GOLD - Referee      GOAL TYPES: EV - Even Strength; PP - Power Play; SH - Shorthanded; EN - Empty Net; EA - Extra Attacker; PS - Penalty Shot

## **How to Record Penalties** –Bottom Center of the scoresheet

-**PER**= Period in which the penalty was reported

-**NO.**= Player # receiving the penalty (s). If more than 1 penalty ex. Double minor, 2 & 10, 5 & game –  
**only write 1 penalty per line.**

-**Offense**= Penalty Type as reported by referee – ex Hooking, Holding, Tripping, Interference

-**Min**= length of each penalty - **Minors (1:00, 1:30, 2:00)**, **Majors (3:00, 4:00, 5:00)**, **Misconducts (6:00, 8:00,10:00)**

-Time **OFF** = Time the Player is off the ice and inside the penalty box

-Time **Start**= Time penalty starts

-Time **On**= Time penalty ends AND player is released from the penalty box

-----Refer to Off-Ice Officials Manual for details-----

HOME														VISITOR													
PENALTIES														PENALTIES													
PER.	NO.	OFFENSE	MIN.	OFF	START	ON	PER.	NO.	OFFENSE	MIN.	OFF	START	ON	PER.	NO.	OFFENSE	MIN.	OFF	START	ON							
TEAM OFFICIALS														TEAM OFFICIALS													
HEAD COACH:														HEAD COACH:													
HEAD COACH: (sign)														HEAD COACH: (sign)													
CEP LEVEL:														CEP LEVEL:													
COACH:														COACH:													
CEP LEVEL:														CEP LEVEL:													
COACH:														COACH:													
CEP LEVEL:														CEP LEVEL:													
COACH:														COACH:													
CEP LEVEL:														CEP LEVEL:													
JERSEY NO.														GOALKEEPING													
SHOTS														SAVES													
1 2 3 OT														TOTAL 1 2 3 OT TOTAL MIN. PLAYED													
TOTALS														TOTALS													

**Only Minor and Major penalties are put on the scoreboard. Misconduct and Game Misconduct do not go on the scoreboard, only on the scoresheet. Timekeeper and Scorekeeper must work together to ensure players serve the correct amount of time. Misconducts require a stoppage of play / Whistle before the player can leave the penalty box.**

DISTRIBUTION: WHITE - League Offices; YELLOW - Home Team; PINK - Visiting Team; GOLD - Referee

GOAL TYPES: EV - Even Strength; PP - Power Play; SH - Shorthanded; EN - Empty Net; EA - Extra Attacker; PS - Penalty Shot



# USA HOCKEY OFFICIAL SCORESHEET



HOME

VISITOR

TIER I

TIER II

GIRLS/WOMEN

HIGH SCHOOL

HOUSE/REC.

ADULT

HOME

VISITOR

TEAM NAME

TEAM NAME

POS. NO.	PLAYERS	SCORING				
		NO.	PER.	TIME	G	ASSIST TYPE
1						
2						
3						
4						

DATE: / / GAME NO. DIVISION:

TIMES: Start \_\_\_\_\_ End \_\_\_\_\_ Curfew \_\_\_\_\_

ARENA: \_\_\_\_\_ SURFACE: \_\_\_\_\_

PRINTED NAMES

POS. NO.	PLAYERS	SCORING				
		NO.	PER.	TIME	G	ASSIST TYPE
1						
2						
3						
4						

and Match Penalties on the back side of the top copy of this scoresheet.

SCORING BY PERIODS					
	1	2	3	OT	TOTAL
HOME	0	2	0	0-1	2
VISITORS	0	3	0	0-1	3

and Match Penalties on the back side of the top copy of this scoresheet.

SCORING BY PERIODS					
	1	2	3	OT	TOTAL
HOME					
VISITORS					

PENALTIES					PENALTIES								
PER.	NO.	OFFENSE	MIN.	OFF	START	ON	PER.	NO.	OFFENSE	MIN.	OFF	START	ON

**TEAM OFFICIALS**

HEAD COACH:

HEAD COACH: (sign)

CEP LEVEL: CEP NO.: YEAR:

COACH:

CEP LEVEL: CEP NO.: YEAR:

COACH:

CEP LEVEL: CEP NO.: YEAR:

COACH:

CEP LEVEL: CEP NO.: YEAR:

**TEAM OFFICIALS**

HEAD COACH:

HEAD COACH: (sign)

CEP LEVEL: CEP NO.: YEAR:

COACH:

CEP LEVEL: CEP NO.: YEAR:

COACH:

CEP LEVEL: CEP NO.: YEAR:

COACH:

CEP LEVEL: CEP NO.: YEAR:

**GOALKEEPING**

JERSEY NO.	SHOTS				SAVES				MIN. PLAYED	
	1	2	3	OT	TOTAL	1	2	3		OT

**GOALKEEPING**

JERSEY NO.	SHOTS				SAVES				MIN. PLAYED	
	1	2	3	OT	TOTAL	1	2	3		OT

**End of Game Scoring – Top Center**

- Enter the TOTAL Goals Scored at the end of the game for each team.





# USA HOCKEY OFFICIAL SCORE SHEET



HOME \_\_\_\_\_ VISITOR  TIER I  TIER II  GIRLS/WOMEN  HIGH SCHOOL  HOUSE/REC.

TIER II  GIRLS/WOMEN  HIGH SCHOOL  HOUSE/REC.

POS.	NO.	PLAYERS	SCORING			
			NO.	PER.	TIME	G ASSIST TYPE
1						
2						
3						
4						
5						
6						
7						
8						
9						
10						
11						
12						
13						
14						
15						
16						

DATE: 1/2/22 GAME NO. \_\_\_\_\_ DIVISION: American  
 TIMES: Start 6:00 End \_\_\_\_\_ Curfew \_\_\_\_\_  
 ARENA: HCCU SURFACE: \_\_\_\_\_

PRINTED NAMES

Official Scorer \_\_\_\_\_ Referee Signature \_\_\_\_\_  
 Official (R or L) \_\_\_\_\_ Level \_\_\_\_\_  
 Official (R or L) \_\_\_\_\_ Level \_\_\_\_\_  
 Official (R or L) \_\_\_\_\_ Level \_\_\_\_\_

OFFICIALS' NOTE: All on-ice officials must make a brief written statement of all Game Misconduct and Match Penalties on the back side of the top corner of this scoresheet.

SCORE	METHODS	OT	TOTAL
HOME			14
VISITORS			15

DATE: 1/2/22 GAME NO. \_\_\_\_\_ DIVISION: American  
 TIMES: Start 6:00 End \_\_\_\_\_ Curfew \_\_\_\_\_  
 ARENA: HCCU SURFACE: \_\_\_\_\_

PRINTED NAMES

Christine Wilson  
 Official Scorer \_\_\_\_\_ Referee Signature \_\_\_\_\_  
 Official (R or L) \_\_\_\_\_ Level \_\_\_\_\_  
[Signature]  
 Official (R or L) \_\_\_\_\_ Level \_\_\_\_\_  
[Signature]  
 Official (R or L) \_\_\_\_\_ Level \_\_\_\_\_

OFFICIALS' NOTE: All on-ice officials must make a brief written statement of all Game Misconduct and Match Penalties on the back side of the top corner of this scoresheet.

**End of Game Scoring – Top Center**

- Referees to sign the scoresheet
- Scorekeeper prints their Name

**Home team needs to upload legible scoresheet & enter the score on the website within 24 hours of the game**

TEAM OFFICIALS

HEAD COACH: \_\_\_\_\_  
 HEAD COACH: (sign) \_\_\_\_\_  
 CEP LEVEL: CEP NO.: YEAR:

COACH: \_\_\_\_\_  
 CEP LEVEL: CEP NO.: YEAR:

COACH: \_\_\_\_\_  
 CEP LEVEL: CEP NO.: YEAR:

COACH: \_\_\_\_\_  
 CEP LEVEL: CEP NO.: YEAR:

TEAM OFFICIALS

HEAD COACH: \_\_\_\_\_  
 HEAD COACH: (sign) \_\_\_\_\_  
 CEP LEVEL: CEP NO.: YEAR:

COACH: \_\_\_\_\_  
 CEP LEVEL: CEP NO.: YEAR:

COACH: \_\_\_\_\_  
 CEP LEVEL: CEP NO.: YEAR:

COACH: \_\_\_\_\_  
 CEP LEVEL: CEP NO.: YEAR:

GOALKEEPING

JERSEY NO.	SHOTS				MIN. PLAYED
	1	2	3	OT TOTAL	
TOTALS					



# USA HOCKEY OFFICIAL SCORESHEET



HOME

CAIC JETS (America)

VISITOR

TIER I

TIER II

GIRLS/WOMEN

HIGH SCHOOL

HOUSE/REC.

ADULT

HOME

Team OHIO

VISI

TEAM NAME

TEAM NAME

POS.	NO.	PLAYERS
4		Herstich Xander
6		Calabretta Joe
16		Blumer Jacob
17		Fryer Gavin
21		Graham Chad
24		Shinaberry Joaquin
25		Bazarov Max
28		Giudice Anthony
29		Frank Grace
30		Fratantonio Brandon
32		Ludt Austin
33		Wilson Chris
36		Hostler Simon
40		Hostler Brennan
43		Shepherd Evan
47		Vienneau Conner
49		Fratantonio Gavin
55		Mitchell Blake
58		Howard Jared
74		Oyler William
90		Whittington Jacob
99		Parker Keaton

HC: Sean Houston Lev4 #378010  
AC: John Evans Lev4 #359224  
AC: Mike Houston Lev3 #872160  
AC: Ethan Everhart Lev1 #507349

SCORING						
NO.	PER.	TIME	G	ASSIST	TYPE	
1	2	3:17	16	6 2 8	E	
2	2	2:41	16	4 9 6	PP	
3						
4						
5						
6						
7						
8						
9						
10						
11						
12						
13						
14						
15						
16						

DATE: 1/2/22 GAME NO. \_\_\_\_\_ DIVISION: American

TIMES: Start 6:00 End \_\_\_\_\_ Curfew \_\_\_\_\_

ARENA: HCC SURFACE: \_\_\_\_\_

PRINTED NAMES

Official Scorer: Christone Wilson Referee Signature: \_\_\_\_\_

Official (R or L): \_\_\_\_\_ Level: \_\_\_\_\_

Official (R or L): \_\_\_\_\_ Level: \_\_\_\_\_

Official (R or L): \_\_\_\_\_ Level: \_\_\_\_\_

OFFICIALS' NOTE: All on-ice officials must make a brief written statement of all Game Misconduct and Match Penalties on the back side of the top copy of this scoresheet.

SCORING BY PERIODS						
	1	2	3	OT	TOTAL	
HOME	0	2	0	2	2	
VISITORS	0	3	0	3	3	

SCORING						
NO.	PER.	TIME	G	ASSIST	TYPE	
1	2	12:52	8	2 2	E	
2	2	6:47	22	8 2 6	E	
3	2	4:45	22	8 2 6	E	
4						
5						
6						
7						
8						
9						
10						
11						
12						
13						
14						
15						
16						

POS.	NO.	PLAYERS
2		PATOUHAS, CHASE
3		CANIM, VIKI
4		BROWN, JACOB
5		HENDERSON, CAVIN
6		HOMOKI, JOHN
11		DoMORE, NICK
14		WONDOI, WSKI, AUSTIN
15		HARBOUR, RYAN
17		OSTRANDER, PATRICK
20		MELLAS, JAMES
22		GOODNOUGH, LUKE
24		GOODNOUGH, I OGAN
28		JOHNSON, ROMAN
33		MISCHAK, PATRICK
34		MELLAS, JAMES
37		JOHNSON, JUDE
58		JANGI FS, A I
26		Bradley Kuchanck
21		Alex Mischak
54		Ethan McAffman

HC: McCARTHY, IFF

PENALTIES						
PER.	NO.	OFFENSE	MIN.	OFF	START	ON
1	16	Hockey	2:00	8:24	8:24	6:24
2	44	Tripping	8:00	11:13	11:13	9:13
3	2	Holding	11:20	11:49	11:49	9:49

PENALTIES						
PER.	NO.	OFFENSE	MIN.	OFF	START	ON
1	20	Tripping	2	4:43	4:43	2:43
2	34	Holding	2	2:58	2:58	2:41
3	11	High-Sticking	2	5:02	5:02	
3	14	Interference	2	4:32	4:32	

TEAM OFFICIALS

HEAD COACH: \_\_\_\_\_

HEAD COACH: (sign) \_\_\_\_\_

CEP LEVEL: \_\_\_\_\_ CEP NO.: \_\_\_\_\_ YEAR: \_\_\_\_\_

COACH: \_\_\_\_\_

CEP LEVEL: \_\_\_\_\_ CEP NO.: \_\_\_\_\_ YEAR: \_\_\_\_\_

COACH: \_\_\_\_\_

CEP LEVEL: \_\_\_\_\_ CEP NO.: \_\_\_\_\_ YEAR: \_\_\_\_\_

COACH: \_\_\_\_\_

CEP LEVEL: \_\_\_\_\_ CEP NO.: \_\_\_\_\_ YEAR: \_\_\_\_\_

COACH: \_\_\_\_\_

TEAM OFFICIALS

HEAD COACH: \_\_\_\_\_

HEAD COACH: (sign) \_\_\_\_\_

CEP LEVEL: \_\_\_\_\_ CEP NO.: \_\_\_\_\_ YEAR: \_\_\_\_\_

COACH: \_\_\_\_\_

CEP LEVEL: \_\_\_\_\_ CEP NO.: \_\_\_\_\_ YEAR: \_\_\_\_\_

COACH: \_\_\_\_\_

CEP LEVEL: \_\_\_\_\_ CEP NO.: \_\_\_\_\_ YEAR: \_\_\_\_\_

COACH: \_\_\_\_\_

CEP LEVEL: \_\_\_\_\_ CEP NO.: \_\_\_\_\_ YEAR: \_\_\_\_\_

COACH: \_\_\_\_\_

JERSEY NO.	SHOTS				TOTAL	SAVES				TOTAL	MIN. PLAYED
	1	2	3	OT		1	2	3	OT		
30	6	15	7		28	6	12	7		25	45:00
TOTALS											

JERSEY NO.	SHOTS				TOTAL	SAVES				TOTAL	MIN. PLAYED
	1	2	3	OT		1	2	3	OT		
98	7	13	8		28	7	11	8		26	45:00
TOTALS											

DISTRIBUTION: WHITE - League Offices; YELLOW - Home Team; PINK - Visiting Team; GOLD - Referee

TO-White-3rd-5:02

TO-Uranx-3rd-3:11

GOAL TYPES: EV - Even Strength; PP - Power Play; SH - Shorthanded; EN - Empty Net; EA - Extra Attacker; PS - Penalty Shot



**USA HOCKEY  
OFF-ICE  
OFFICIATING  
MANUAL**

*UPDATED AUGUST 2011*

Link to this Manual will be on the website



## **SCORESHEET TRAINING**

**Thank you for your Time and Attention**

**John Stojak - 216-272-2118**