

AWYF Annual Membership Instructions

Hello,

The Annual Family Recreational Facilities Fee is a one-time \$100 fee assessed per family (not per child) for members of all participating youth activities each calendar year. The fee is assessed regardless of the number of active participants or activities within each family and in addition to any individual activity participation fees.

Below are step by step instructions regarding how to sign up for a membership and certify your membership while registering your child(ren).

HOW TO SIGN UP FOR A MEMBERSHIP:

1. Follow this link to access the membership registration page:
<https://memberships.sportsengine.com/buy/11ee7430-9f7a-1802-8f4c-4ad870e4cf9e>
2. If necessary, log in to your Sports Engine Account
 - a. If you are a new family, create a new account by typing in your email and following the instructions. Welcome!
3. When selecting who the membership is for, please select 'ACCOUNT OWNER'.

ANTHONY WAYNE YOUTH FOUNDATION
2024 AWYF Membership

Who is the membership for?

You (Account Owner)

YN Your Name

Children (Sub-profiles)

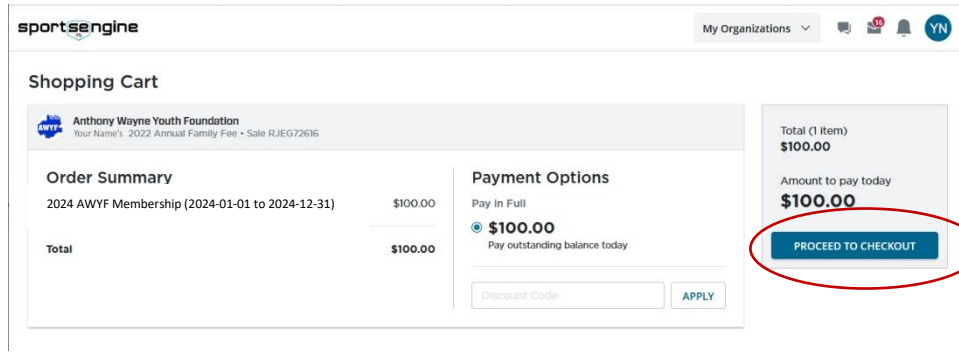
YC Your Child

ADD A CHILD

Learn more about Anthony Wayne Youth Foundation memberships
What's SportsEngine?
Need Help? SportsEngine Help Center

- a.
4. Follow the prompts to confirm your profile information.
 - a. It will ask to confirm the following information: Your First and Last Name, Your Address, Your Phone Number, Your Email Address, Your Gender, and Your Birth date

5. Review the information you have submitted:
 - a. The 2024 Membership is valid from January 1, 2024 through December 31, 2024
 - b. The cost is \$100
6. Once ready, click 'Continue to Payment' at bottom of page
7. Review your Shopping Cart and click 'Proceed to Checkout' when ready



- a.
 8. Type in your payment method and information and click 'Pay \$100.00' when ready.
 9. You will be emailed a receipt with your Confirmation Code and your Membership Number.

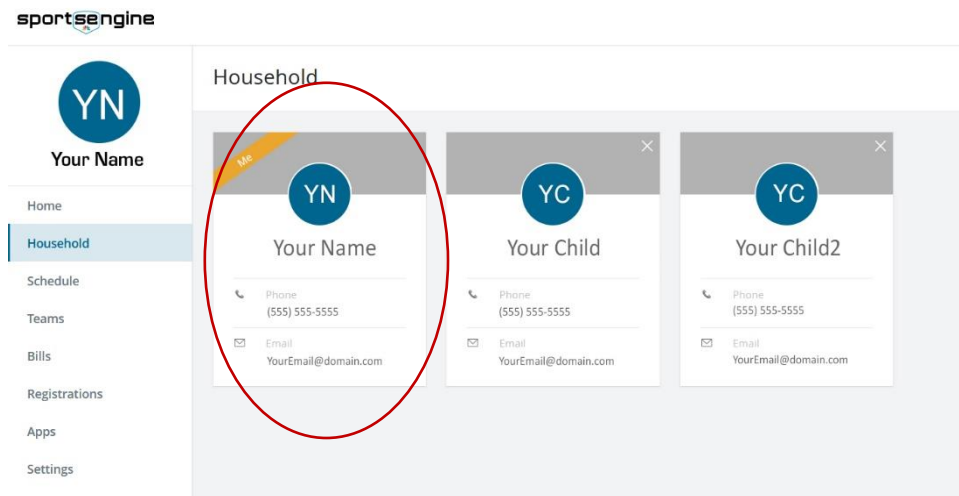
HOW TO FIND YOUR MEMBERSHIP NUMBER:

Option One:

1. Open your email receipt from your membership registration and it will include your Membership Number

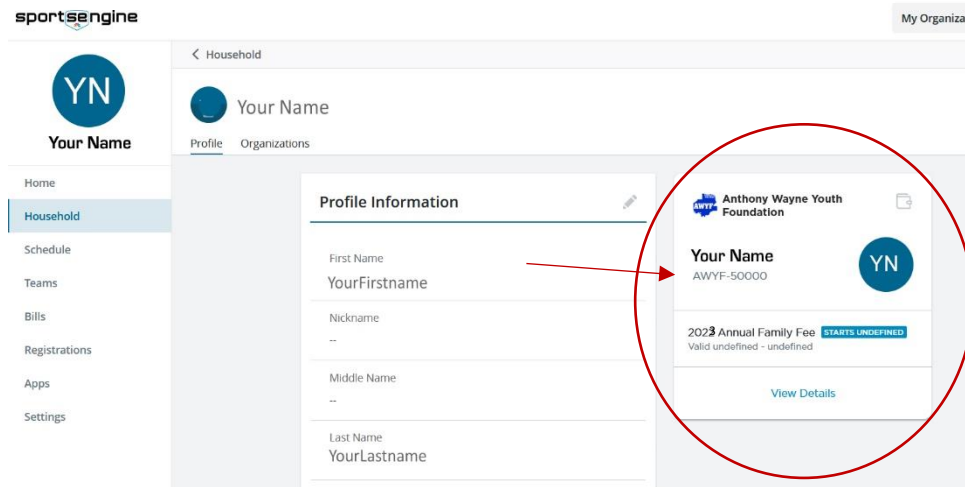
Option Two:

1. Log in to your SportsEngine Account and select the profile used to purchase the membership (Account Owner).



a.

2. You will see your membership to the right with your membership number included. You can also click 'View Details' to see more information and print your membership card.



a.

WHEN YOU NEED YOUR MEMBERSHIP NUMBER

1. At the beginning of all registration pages, you will be asked to provide your membership number and all the names within your household that the membership covers.

What is your Membership ID Number? (ex: AWYF-50001): *

AWYF-50123

Please List the First AND Last names of all Individuals in your household covered by this membership::

John Doe, Jane Doe, Alex Doe, Jayden Doe

a.

2. This information will be required prior to submitting your registration form. This information will be verified prior to your child's participation in any activities.