

AAMHL Standings

Winter 2025

April 7, 2026

Regular Season

Team	Pts	Won	Lost	Tied	GF	GA	GS	GNA
1 Peterson Electric Inc.	29	13	5	3	80	55	9	22
2 42 North Social House	29	13	5	3	82	52	10	17
3 AstroTurf	26	11	6	4	71	57	8	20
4 North Peak Brewing Co.	23	9	7	5	77	73	12	25
5 Corby Energy Services	22	10	9	2	65	74	21	22
6 A&W Restaurant	21	9	9	3	68	65	3	19
7 Davey Tree	19	7	9	5	68	68	12	10
8 Jets Pizza	19	6	8	7	61	79	4	18
9 Forward Design Build	13	5	13	3	64	77	12	20
10 Ann Arbor Rug and Carp	9	3	15	3	55	91	10	23

GF = Goals for; GA = Goals against; GS = Goals by substitute players; GNA = Goals unassisted

Regular season rank rules: 1-points; 2-most wins (regulation time only); 3-head-to-head; 4-goals for; 5-goals against

PlayOff Season

Team	Pts	Won	Lost	Tied	GF	GA	GS	GNA
1	0	0	0	0	0	0	0	0
2	0	0	0	0	0	0	0	0
3	0	0	0	0	0	0	0	0
4	0	0	0	0	0	0	0	0
5	0	0	0	0	0	0	0	0
6	0	0	0	0	0	0	0	0
7	0	0	0	0	0	0	0	0
8	0	0	0	0	0	0	0	0
9	0	0	0	0	0	0	0	0
10	0	0	0	0	0	0	0	0

Rank: 1-points; 2-most playoff wins; 3- head-to-head playoff pts; 4-head-to-head reg. season; 5-regular season standings

No playoff points will be awarded to a team that is playing with fewer than 11 players.

Player stats.: Top two from each team for each category

Team	Name	Goals	Assists	Total Pts.	Name	Pnlty Min.	Penalty Violation	
42N	O'Brien M. (12)	16	O'Brien M. (12)	17	O'Brien M. (12)	33	Ahlquist S (7)	6
42N	Ideson R. (9)	15	Ideson R. (9)	14	Ideson R. (9)	29	Foster D. (4)	4
AAR	Montalban (8)	12	Montalban (8)	7	Montalban (8)	19	Schueler D (17)	8
AAR	Jilek J. (13)	9	Jilek J. (13)	6	Jilek J. (13)	15	Bartolacci (12)	6
AST	Huntzicker (21)	19	Erps S. (9)	15	Huntzicker (21)	28	Waltz S. (18)	8
AST	Mills J. (22)	15	Was A. (17)	10	Mills J. (22)	24	DeWolfe T. (19)	4
AWR	Lewis J. (69)	19	Hattie M. (40)	22	Hattie M. (40)	36	Wilkins F. (19)	6
AWR	Hattie M. (40)	14	Lewis J. (69)	9	Lewis J. (69)	28	Fitzpatric (7)	4
CES	Joffe E. (40)	7	Klempay T. (6)	8	Joffe E. (40)	14	Copp A. (9)	2
CES	Klempay T. (6)	6	Langrock E (22)	8	Klempay T. (6)	14	Frusti P. (7)	2
DVY	Carlson C. (9)	11	Nilsson J. (11)	15	Nilsson J. (11)	24	Udager A. (20)	6
DVY	Nilsson J. (11)	9	Udager A. (20)	15	Udager A. (20)	20	Caruso M. (17)	4
FDB	Weiler C. (40)	15	Weiler C. (40)	11	Weiler C. (40)	26	Sarosi M. (22)	6
FDB	Dickinson (18)	12	Dickinson (18)	8	Dickinson (18)	20	Blackburn (77)	4
JET	Stevens D. (9)	16	Stevens D. (9)	14	Stevens D. (9)	30	Snyder J. (5)	6
JET	Porter J. (8)	12	Joffe M. (4)	8	Porter J. (8)	18	Crawford M (10)	4
NPB	Baalrud S. (25)	20	Jefferson (19)	14	Baalrud S. (25)	27	Joshi C. (12)	6
NPB	Aliff D. (8)	9	Baalrud S. (25)	7	Jefferson (19)	20	Aliff D. (8)	4
PET	Maltese C. (13)	17	Maltese C. (13)	14	Maltese C. (13)	31	Opsahl Jef (19)	8
PET	Wells S. (16)	15	Peterson S (20)	11	Wells S. (16)	24	Allen C. (11)	6

AAMHL Standings

Winter 2025
April 7, 2026

Game Log Matrix (Won, Lost, Tied, Goals for)

	42N	AAR	AST	AWR	CES	DVY	FDB	JET	NPB	PET
42N		0, 2, 0, 3	2, 1, 0, 12	1, 1, 0, 8	0, 3, 0, 5	0, 2, 1, 5	0, 1, 1, 6	0, 2, 0, 3	1, 1, 0, 5	1, 0, 1, 5
AAR	2, 0, 0, 10		2, 0, 0, 10	3, 0, 0, 13	2, 0, 0, 10	1, 0, 1, 10	1, 2, 0, 11	1, 0, 1, 5	1, 0, 1, 11	2, 1, 0, 11
AST	1, 2, 0, 9	0, 2, 0, 4		0, 3, 0, 7	1, 1, 0, 5	1, 0, 1, 5	1, 2, 0, 8	1, 0, 1, 7	0, 0, 2, 5	1, 1, 0, 7
AWR	1, 1, 0, 11	0, 3, 0, 4	3, 0, 0, 13		1, 1, 1, 5	0, 2, 0, 6	1, 1, 0, 5	0, 0, 2, 7	2, 0, 0, 5	1, 1, 0, 9
CES	3, 0, 0, 16	0, 2, 0, 7	1, 1, 0, 6	1, 1, 1, 6		2, 0, 0, 8	0, 2, 0, 5	0, 2, 1, 11	0, 2, 0, 6	2, 0, 0, 9
DVY	2, 0, 1, 10	0, 1, 1, 5	0, 1, 1, 3	2, 0, 0, 13	0, 2, 0, 3		1, 0, 1, 7	1, 1, 0, 3	1, 1, 1, 15	2, 1, 0, 9
FDB	1, 0, 1, 7	2, 1, 0, 11	2, 1, 0, 12	1, 1, 0, 4	2, 0, 0, 7	0, 1, 1, 6		1, 1, 1, 10	2, 0, 0, 11	2, 0, 0, 9
JET	2, 0, 0, 9	0, 1, 1, 3	0, 1, 1, 6	0, 0, 2, 7	2, 0, 1, 16	1, 1, 0, 8	1, 1, 1, 11		1, 2, 0, 9	1, 0, 1, 10
NPB	1, 1, 0, 6	0, 1, 1, 10	0, 0, 2, 5	0, 2, 0, 2	2, 0, 0, 10	1, 1, 1, 14	0, 2, 0, 7	2, 1, 0, 8		1, 1, 1, 11
PET	0, 1, 1, 4	1, 2, 0, 8	1, 1, 0, 4	1, 1, 0, 8	0, 2, 0, 4	1, 2, 0, 6	0, 2, 0, 4	0, 1, 1, 7	1, 1, 1, 10	

Schedule, teams (h vs v), and scores (w vs l)*

29-Oct-2025	05-Nov-2025	12-Nov-2025	19-Nov-2025	26-Nov-2025	03-Dec-2025
N8 NPB 4 vs PET 4	N8 DVY 3 vs PET 1	N8 JET 2 vs DVY 1	N8 DVY 5 vs NPB 5	N8 42N 5 vs NPB 2	N8 42N 3 vs FDB 2
S8 AWR 4 vs AAR 0	S8 42N 7 vs CES 2	S8 FDB 5 vs AWR 2	S8 CES 3 vs AWR 2	S8 AST 3 vs PET 1	S8 PET 3 vs CES 2
N9 FDB 4 vs AST 3	N9 AST 4 vs AWR 2	N9 42N 2 vs PET 2	N9 PET 4 vs AAR 1	N9 AWR 3 vs JET 3	N9 JET 1 vs AAR 1
S9 CES 7 vs JET 3	S9 JET 4 vs NPB 3	S9 CES 5 vs NPB 3	S9 JET 4 vs FDB 3	S9 CES 6 vs AAR 5	S9 DVY 1 vs AST 1
N10 42N 4 vs DVY 2	N10 AAR 5 vs FDB 3	N10 AST 7 vs AAR 3	N10 42N 4 vs AST 3	N10 DVY 3 vs FDB 3	N10 NPB 3 vs AWR 1
10-Dec-2025	17-Dec-2025	07-Jan-2026	14-Jan-2026	21-Jan-2026	28-Jan-2026
N8 42N 7 vs AAR 1	N8 PET 7 vs AWR 4	S8 JET 2 vs AST 1	N8 AST 6 vs FDB 4	N8 AST 6 vs 42N 4	N8 PET 3 vs DVY 0
S8 AST 4 vs CES 2	S8 CES 4 vs FDB 3	N9 DVY 6 vs CES 2	S8 AWR 7 vs AAR 4	S8 FDB 4 vs JET 2	S8 JET 4 vs NPB 1
N9 NPB 4 vs FDB 3	N9 42N 5 vs JET 1	S9 AAR 6 vs NPB 6	N9 NPB 5 vs PET 4	N9 NPB 8 vs DVY 5	N9 AST 5 vs AWR 3
S9 PET 4 vs JET 4	S9 DVY 3 vs AAR 3	N10 PET 4 vs FDB 2	S9 42N 4 vs DVY 1	S9 PET 3 vs AAR 0	S9 42N 4 vs CES 2
N10 AWR 7 vs DVY 4	N10 AST 4 vs NPB 4	S10 42N 8 vs AWR 3	N10 CES 4 vs JET 4	N10 AWR 2 vs CES 2	N10 FDB 7 vs AAR 1
04-Feb-2026	11-Feb-2026	18-Feb-2026	25-Feb-2026	04-Mar-2026	11-Mar-2026
N8 DVY 7 vs JET 1	N8 CES 4 vs AAR 2	N8 PET 6 vs CES 2	N8 42N 3 vs AAR 2	N8 AST 5 vs JET 5	N8 CES 3 vs FDB 2
S8 AST 3 vs AAR 1	S8 NPB 3 vs 42N 1	S8 NPB 2 vs AWR 1	S8 AWR 6 vs DVY 2	S8 NPB 5 vs AAR 4	S8 DVY 7 vs AAR 2
N9 CES 5 vs NPB 3	N9 FDB 4 vs DVY 3	N9 JET 4 vs AAR 2	N9 CES 3 vs AST 2	N9 AWR 5 vs 42N 3	N9 NPB 1 vs AST 1
S9 AWR 2 vs FDB 0	S9 PET 6 vs AST 1	S9 FDB 4 vs 42N 4	S9 NPB 7 vs FDB 4	S9 PET 5 vs FDB 2	S9 AWR 4 vs PET 2
N10 PET 3 vs 42N 2	N10 AWR 4 vs JET 4	N10 DVY 4 vs AST 2	N10 PET 6 vs JET 3	N10 DVY 2 vs CES 1	N10 42N 4 vs JET 2
18-Mar-2026	25-Mar-2026	01-Apr-2026	08-Apr-2026	15-Apr-2026	22-Apr-2026
N8 PET 3 vs NPB 1	N8 AST 4 vs AWR 2	N8 DVY 4 vs NPB 2	N8 AWR 0 vs FDB 0	N8 _4_0 vs _8_0	N8 _4_0 vs _6_0
S8 AWR 2 vs AAR 0	S8 AAR 5 vs FDB 1	S8 FDB 4 vs JET 4	N9 JET 0 vs DVY 0	N9 _1_0 vs _6_0	N9 _3_0 vs _7_0
N9 42N 2 vs DVY 2	N9 42N 5 vs CES 1	N9 AWR 2 vs CES 0	S9 AAR 0 vs AST 0	S9 _2_0 vs _10_0	S9 _5_0 vs _10_0
S9 CES 5 vs JET 4	S9 PET 5 vs DVY 3	S9 AST 3 vs 42N 1	N10 CES 0 vs NPB 0	N10 _5_0 vs _7_0	N10 _2_0 vs _8_0
N10 AST 3 vs FDB 0	N10 NPB 5 vs JET 0	N10 AAR 7 vs PET 4	S10 PET 0 vs 42N 0	S10 _3_0 vs _9_0	S10 _1_0 vs _9_0
29-Apr-2026	06-May-2026	13-May-2026	20-May-2026	00-Jan-1900	00-Jan-1900
N8 _5_0 vs _9_0	N8 _3_0 vs _10_0	N8 _2_0 vs _9_0	N8.5 _1_0 vs _4_0	0 0 vs 0 0	0 0 vs 0 0
N9 _2_0 vs _7_0	N9 _4_0 vs _9_0	N9 _5_0 vs _6_0	S8.5 _2_0 vs _3_0	0 0 vs 0 0	0 0 vs 0 0
S9 _1_0 vs _8_0	S9 _1_0 vs _7_0	S9 _3_0 vs _8_0	N9.5 DRH 0 vs DRV 0	0 0 vs 0 0	0 0 vs 0 0
N10 _3_0 vs _6_0	N10 _2_0 vs _6_0	N10 _1_0 vs _10_0	S9.5 C1H 0 vs C1V 0	0 0 vs 0 0	0 0 vs 0 0
S10 _4_0 vs _10_0	S10 _5_0 vs _8_0	S10 _4_0 vs _7_0	S10 C2H 0 vs C2V 0	0 0 vs 0 0	0 0 vs 0 0
00-Jan-1900	00-Jan-1900	00-Jan-1900			
0 0 vs 0 0	0 0 vs 0 0	0 0 vs 0 0	*Shootout Game		
0 0 vs 0 0	0 0 vs 0 0	0 0 vs 0 0			
0 0 vs 0 0	0 0 vs 0 0	0 0 vs 0 0	Rink and game times:		
0 0 vs 0 0	0 0 vs 0 0	0 0 vs 0 0	N8 = North Rink at 8 pm; S8.5 = South Rink at 8:30 pm; etc.		
0 0 vs 0 0	0 0 vs 0 0	0 0 vs 0 0	Home team is listed first		

Goal and Assist

Winter 2025

April 7, 2026

<i>Game Date</i>	<i>Team</i>	<i>Period</i>	<i>No</i>	<i>Goal</i>	<i>Assist</i>	<i>Assist</i>
4/1/2026	42N	1	1	Yanca J. (6)	Ahlquist S. (7)	Grantham L. (19)
4/1/2026	AAR	1	1	Sub (18)		
4/1/2026	AAR	1	2	Montalban A. (8)		
4/1/2026	AAR	2	3	Dillen K. (19)		
4/1/2026	AAR	2	4	Dillen K. (19)		
4/1/2026	AAR	2	5	Joffe E. (9)	Barden A. (99)	
4/1/2026	AAR	2	6	Joffe E. (9)	Montalban A. (8)	
4/1/2026	AAR	2	7	Dillen K. (19)	Barnes P. (28)	
4/1/2026	AST	1	1	Erps S. (9)	Huntzicker D. (21)	
4/1/2026	AST	1	2	Dillen K. (7)	Mills J. (22)	
4/1/2026	AST	2	3	Dillen K. (7)	Erps S. (9)	
4/1/2026	AWR	1	1	Fitzpatrick M. (7)	Hattie M. (40)	Sub (17)
4/1/2026	AWR	2	2	Sub (2)	Johnson A. (4)	
4/1/2026	DVY	1	1	Spence J (15)	Carlson C. (9)	
4/1/2026	DVY	2	2	Clavier A. (18)	Montalban A. (14)	Stefan A. (6)
4/1/2026	DVY	2	3	Carlson C. (9)	Perry B. (7)	Spence J (15)
4/1/2026	DVY	2	4	Perry B. (7)	Carlson C. (9)	Weiler M. (199)
4/1/2026	FDB	1	1	Weiler C. (40)		
4/1/2026	FDB	1	2	Mills J. (65)		
4/1/2026	FDB	1	3	Hattie M. (21)		
4/1/2026	FDB	2	4	Weiler C. (40)		
4/1/2026	JET	1	1	Frantzeskakis P. (6)	Sub (11)	Snyder J. (5)
4/1/2026	JET	1	2	Snyder J. (5)	Sub (11)	
4/1/2026	JET	1	3	Black S. (12)	Sub (11)	
4/1/2026	JET	2	4	Stevens D. (9)	Crawford M. (10)	
4/1/2026	NPB	1	1	Sub (4)	Sub (6)	Erps R. (14)
4/1/2026	NPB	2	2	Jefferson D. (19)	Rouse C. (7)	
4/1/2026	PET	1	1	Sub (66)	Sub (40)	
4/1/2026	PET	1	2	Frusti P. (24)	Wells S. (16)	
4/1/2026	PET	1	3	Ahlquist S. (14)	Opsahl Jeff (19)	
4/1/2026	PET	2	4	Ahlquist S. (14)		

*Sub Rating Change for Playoff and Finals; Period: 4=Overtime; 5=Shootout

Penalties

Winter 2025

April 7, 2026

<i>Game Date</i>	<i>Team</i>	<i>No</i>	<i>Name</i>	<i>Offense</i>
4/1/2026	42N	1	Diez A.	Elbow
4/1/2026	42N	2	Diez A.	Trip
4/1/2026	AST	1	Dillen K.	Trip
4/1/2026	AST	2	Hula A.	High Stick
4/1/2026	AST	3	DeWolfe T.	Hook
4/1/2026	AWR	1	Joffe Bryan	Slash
4/1/2026	JET	1	Crawford M.	High Stick

Rostered and NonRostered Subs

Winter 2025

April 7, 2026

Date	GameType	Team	Rostered Players			Sub Player		Status	
			Name	Jersey	Draft No	Name	Jersey		Draft No
4/1/2026	Regular	42N	O'Brien M.	12	5	Ford M.	11	3	NonRostered
4/1/2026	Regular	42N	Ideson R.	9	16	Diez A.	14	13	NonRostered
4/1/2026	Regular	42N	McBride R.	8	56	Wilson Ken	13	65	NonRostered
4/1/2026	Regular	42N	Kessler S.	5	76	Grantham L.	19	83	Rostered
4/1/2026	Regular	AAR	Jilek J.	13	17	Joffe E.	9	15	Rostered
4/1/2026	Regular	AAR	Pokorney M.	119	57	Barden A.	99	60	Rostered
4/1/2026	Regular	AAR	Schueler D.	17	64	Fitzpatrick M.	66	62	Rostered
4/1/2026	Regular	AST	Waltz S.	18	81	Dillen K.	7	77	Rostered
4/1/2026	Regular	AWR							
4/1/2026	Regular	CES	Klempay T.	6	46	Joffe M.	13	49	Rostered
4/1/2026	Regular	CES	Langrock E.	22	66	Boutin J.	28	73	Rostered
4/1/2026	Regular	CES	Copp A.	9	95	Heald D.	10	93	Rostered
4/1/2026	Regular	DVY	Nilsson J.	11	7	Montalban A.	14	4	Rostered
4/1/2026	Regular	DVY	Udager A.	20	14	Clavier A.	18	19	Rostered
4/1/2026	Regular	DVY	Bourne B.	10	47	Spence J	15	47	NonRostered
4/1/2026	Regular	DVY	Hescheles D.	8	67	Ahlquist S.	13	65	Rostered
4/1/2026	Regular	DVY	Hutton C.	16	104	Stefan A.	6	105	Rostered
4/1/2026	Regular	FDB	Dickinson G.	18	3	Hattie M.	21	2	Rostered
4/1/2026	Regular	FDB	Oxender A.	9	43	Was A.	20	30	Rostered
4/1/2026	Regular	FDB	Ellies B.	14	58	Mills J.	65	61	Rostered
4/1/2026	Regular	FDB	Blackburn R.	77	78	Dillen K.	23	77	Rostered
4/1/2026	Regular	FDB	Sarosi M.	22	108	Kroll J.	13	101	NonRostered
4/1/2026	Regular	JET							
4/1/2026	Regular	NPB	Baalrud S.	25	10	Bourbonais F.	100	20	NonRostered
4/1/2026	Regular	NPB	Marentette B.	9	11	Nalepa A.	101	25	Rostered
4/1/2026	Regular	NPB	Aliff D.	8	21	Rothhaar D.	102	26	Rostered
4/1/2026	Regular	NPB	Holmstrom E.	16	50	Peterson S.	103	48	Rostered
4/1/2026	Regular	NPB	Jefferson D.	19	51	Fitzpatrick M.	104	62	Rostered
4/1/2026	Regular	NPB	Grant J.	10	70	Anday C.	105	75	Rostered
4/1/2026	Regular	NPB	Talusan P.	24	101	Schroeder B.	106	100	Rostered
4/1/2026	Regular	PET	Maltese C.	13	8	Frusti P.	24	6	Rostered
4/1/2026	Regular	PET	Allen C.	11	13	Weiler C.	18	18	Rostered
4/1/2026	Regular	PET	Nesbitt R.	22	53	O'Brien C.	110	55	Rostered
4/1/2026	Regular	PET	Opsahl Jeff	19	68	Ahlquist S.	14	65	Rostered

AAMHL Goals by player

Winter 2025

April 7, 2026

All = Reg Season + Playoff; PO = Playoff only; SB = Substitute only; SO = Shootout

Team Name	All	PO	SB	SO	Team Name	All	PO	SB	SO	Team Name	All	PO	SB	SO
42N O'Brien M. (12)	16	0	1	0	AWR Clavier A. (9)	5	0	1	0	FDB Blackburn (77)	0	0	0	0
42N Ideson R. (9)	15	0	2	0	AWR Edwards S. (14)	2	0	1	0	FDB Cramer M. (199)	0	0	0	0
42N Ahlquist S (7)	9	0	2	0	AWR Daum K. (199)	1	0	0	0	FDB Gregory E. (24)	0	0	1	0
42N Foster D. (4)	9	0	1	0	AWR Gilson T. (12)	1	0	0	0	JET Stevens D. (9)	16	0	1	0
42N Kessler S. (5)	8	0	1	0	AWR Wilkins F. (19)	1	0	1	0	JET Porter J. (8)	12	0	0	0
42N McBride R. (8)	8	0	0	0	AWR Johnson A. (4)	0	0	0	0	JET Perkins T. (7)	7	0	0	0
42N Rothhaar D (15)	3	0	2	0	AWR Paterson A (3)	0	0	1	0	JET Joffe M. (4)	6	0	0	0
42N Yanca J. (6)	2	0	0	0	CES Joffe E. (40)	7	0	2	0	JET Crawford M (10)	5	0	0	0
42N Crichton J (42)	1	0	0	0	CES Klempay T. (6)	6	0	0	0	JET Bogard S. (13)	3	0	0	0
42N Cieciek C. (199)	0	0	0	0	CES Langrock E (22)	6	0	0	0	JET Black S. (12)	2	0	0	0
42N Foster M. (10)	0	0	0	0	CES Anday C. (8)	5	0	0	0	JET Frantzeska (6)	2	0	0	0
AAR Montalban (8)	12	0	7	0	CES Frusti P. (7)	5	0	1	0	JET Snyder J. (5)	2	0	2	0
AAR Jilek J. (13)	9	0	0	0	CES Stefan A. (16)	3	0	1	0	JET Roberts J. (3)	1	0	1	0
AAR Bartolacci (12)	6	0	3	0	CES Nalepa A. (20)	2	0	3	0	JET Stoller C. (199)	0	0	0	0
AAR Dillen K. (19)	5	0	2	0	CES Peal D. (27)	2	0	0	0	NPB Baalrud S. (25)	20	0	3	0
AAR Barnes P. (28)	2	0	0	0	CES Copp A. (9)	1	0	0	0	NPB Aliff D. (8)	9	0	0	0
AAR Lynn K. (40)	2	0	0	0	CES Barnes J. (199)	0	0	0	0	NPB Jefferson (19)	6	0	1	0
AAR Vaughn C. (97)	2	0	1	0	CES O'Brien C. (5)	0	0	0	0	NPB Joshi C. (12)	6	0	0	0
AAR Lobdell G. (16)	1	0	0	0	DVY Carlson C. (9)	11	0	0	0	NPB Holmstrom (16)	5	0	4	0
AAR Greene S. (199)	0	0	0	0	DVY Nilsson J. (11)	9	0	0	0	NPB Marentette (9)	5	0	0	0
AAR Pokorney M (119)	0	0	0	0	DVY Hutton C. (16)	8	0	1	0	NPB Rouse C. (7)	4	0	0	0
AAR Schueler D (17)	0	0	0	0	DVY Hescheles (8)	7	0	0	0	NPB Talusan P. (24)	3	0	2	0
AST Huntzicker (21)	19	0	2	0	DVY Perry B. (7)	7	0	0	0	NPB Erps R. (14)	1	0	0	0
AST Mills J. (22)	15	0	1	0	DVY Udager A. (20)	5	0	2	0	NPB Grant J. (10)	1	0	0	0
AST Erps S. (9)	8	0	0	0	DVY Caruso M. (17)	3	0	2	0	NPB Verburg A. (199)	0	0	0	0
AST Was A. (17)	6	0	1	0	DVY Bourne B. (10)	2	0	3	0	PET Maltese C. (13)	17	0	4	0
AST Barden A. (3)	4	0	0	0	DVY Navarre G. (12)	1	0	0	0	PET Wells S. (16)	15	0	1	0
AST Waltz S. (18)	4	0	1	0	DVY Fisher J. (19)	0	0	0	0	PET Allen C. (11)	13	0	1	0
AST Kless J. (8)	2	0	0	0	DVY Weiler M. (199)	0	0	0	0	PET Opsahl Jef (19)	10	0	0	0
AST DeWolfe T. (19)	1	0	0	0	FDB Weiler C. (40)	15	0	1	0	PET Peterson S (20)	6	0	0	0
AST Hula A. (11)	1	0	0	0	FDB Dickinson (18)	12	0	0	0	PET Pawlowski (10)	5	0	0	0
AST Schroeder (4)	0	0	0	0	FDB Grantham L (11)	6	0	1	0	PET Forward J. (15)	3	0	3	0
AST Schroeder (199)	0	0	0	0	FDB Ellies B. (14)	5	0	0	0	PET Nesbitt R. (22)	1	0	0	0
AWR Lewis J. (69)	19	0	2	0	FDB Hall E. (10)	4	0	0	0	PET Boutin J. (12)	0	0	0	0
AWR Hattie M. (40)	14	0	3	0	FDB Oxender A. (9)	4	0	1	0	PET Heald D. (17)	0	0	0	0
AWR Fitzpatric (7)	7	0	0	0	FDB Sarosi M. (22)	4	0	0	0	PET Parks C. (199)	0	0	0	0
AWR Joffe Brya (22)	6	0	2	0	FDB McClelland (3)	2	0	0	0					

AAMHL Assists by player

Winter 2025

April 7, 2026

All = Reg Season + Playoff; PO = Playoff only; SB = Substitute only

<i>Team</i>	<i>Name</i>	<i>All</i>	<i>PO</i>	<i>SB</i>	<i>Team</i>	<i>Name</i>	<i>All</i>	<i>PO</i>	<i>SB</i>	<i>Team</i>	<i>Name</i>	<i>All</i>	<i>PO</i>	<i>SB</i>
42N	O'Brien M. (12)	17	0	2	AWR	Johnson A. (4)	5	0	0	FDB	McClelland (3)	3	0	0
42N	Ideson R. (9)	14	0	2	AWR	Fitzpatric (7)	4	0	0	FDB	Sarosi M. (22)	3	0	0
42N	Foster D. (4)	13	0	0	AWR	Edwards S. (14)	3	0	0	FDB	Cramer M. (199)	0	0	0
42N	Ahlquist S (7)	8	0	0	AWR	Wilkins F. (19)	3	0	2	JET	Stevens D. (9)	14	0	7
42N	McBride R. (8)	7	0	0	AWR	Gilson T. (12)	2	0	0	JET	Joffe M. (4)	8	0	0
42N	Rothhaar D (15)	5	0	2	AWR	Paterson A (3)	1	0	0	JET	Black S. (12)	6	0	0
42N	Yanca J. (6)	5	0	0	AWR	Daum K. (199)	0	0	0	JET	Porter J. (8)	6	0	0
42N	Crichton J (42)	4	0	0	CES	Klempay T. (6)	8	0	0	JET	Perkins T. (7)	5	0	1
42N	Kessler S. (5)	3	0	2	CES	Langrock E (22)	8	0	1	JET	Crawford M (10)	4	0	0
42N	Foster M. (10)	2	0	0	CES	Joffe E. (40)	7	0	0	JET	Bogard S. (13)	3	0	0
42N	Cieciek C. (199)	1	0	0	CES	Nalepa A. (20)	6	0	1	JET	Snyder J. (5)	2	0	2
AAR	Montalban (8)	7	0	3	CES	Anday C. (8)	4	0	0	JET	Frantzeska (6)	1	0	1
AAR	Jilek J. (13)	6	0	0	CES	Frusti P. (7)	4	0	0	JET	Roberts J. (3)	1	0	0
AAR	Barnes P. (28)	5	0	0	CES	Peal D. (27)	3	0	0	JET	Stoller C. (199)	0	0	0
AAR	Bartolacci (12)	4	0	2	CES	Copp A. (9)	1	0	2	NPB	Jefferson (19)	14	0	0
AAR	Lynn K. (40)	4	0	0	CES	O'Brien C. (5)	1	0	0	NPB	Baalrud S. (25)	7	0	0
AAR	Vaughn C. (97)	4	0	1	CES	Stefan A. (16)	1	0	1	NPB	Joshi C. (12)	7	0	0
AAR	Dillen K. (19)	2	0	0	CES	Barnes J. (199)	0	0	0	NPB	Holmstrom (16)	6	0	3
AAR	Lobdell G. (16)	2	0	0	DVY	Nilsson J. (11)	15	0	0	NPB	Rouse C. (7)	5	0	0
AAR	Schueler D (17)	1	0	0	DVY	Udager A. (20)	15	0	1	NPB	Talusan P. (24)	5	0	1
AAR	Greene S. (199)	0	0	0	DVY	Perry B. (7)	8	0	0	NPB	Erps R. (14)	4	0	1
AAR	Pokorney M (119)	0	0	0	DVY	Carlson C. (9)	7	0	0	NPB	Grant J. (10)	4	0	0
AST	Erps S. (9)	15	0	0	DVY	Hescheles (8)	7	0	1	NPB	Marentette (9)	4	0	0
AST	Was A. (17)	10	0	1	DVY	Caruso M. (17)	4	0	2	NPB	Aliff D. (8)	3	0	0
AST	Huntzicker (21)	9	0	1	DVY	Navarre G. (12)	4	0	0	NPB	Verburg A. (199)	0	0	0
AST	Mills J. (22)	9	0	0	DVY	Bourne B. (10)	3	0	3	PET	Maltese C. (13)	14	0	0
AST	Waltz S. (18)	6	0	1	DVY	Hutton C. (16)	1	0	0	PET	Peterson S (20)	11	0	2
AST	Barden A. (3)	4	0	1	DVY	Weiler M. (199)	1	0	0	PET	Wells S. (16)	9	0	0
AST	Hula A. (11)	3	0	0	DVY	Fisher J. (19)	0	0	0	PET	Allen C. (11)	8	0	1
AST	Kless J. (8)	3	0	0	FDB	Weiler C. (40)	11	0	1	PET	Forward J. (15)	8	0	1
AST	DeWolfe T. (19)	1	0	0	FDB	Dickinson (18)	8	0	0	PET	Heald D. (17)	6	0	0
AST	Schroeder (4)	0	0	1	FDB	Blackburn (77)	6	0	0	PET	Pawlowski (10)	6	0	0
AST	Schroeder (199)	0	0	0	FDB	Ellies B. (14)	6	0	2	PET	Opsahl Jef (19)	5	0	0
AWR	Hattie M. (40)	22	0	3	FDB	Grantham L (11)	6	0	1	PET	Boutin J. (12)	4	0	0
AWR	Lewis J. (69)	9	0	3	FDB	Gregory E. (24)	6	0	1	PET	Nesbitt R. (22)	4	0	3
AWR	Clavier A. (9)	5	0	1	FDB	Oxender A. (9)	5	0	1	PET	Parks C. (199)	0	0	0
AWR	Joffe Brya (22)	5	0	2	FDB	Hall E. (10)	4	0	0					

AAMHL Points by player

Winter 2025

April 7, 2026

All = Reg Season + Playoff; PO = Playoff only; SB = Substitute only

<i>Team</i>	<i>Name</i>	<i>All</i>	<i>PO</i>	<i>SB</i>	<i>Team</i>	<i>Name</i>	<i>All</i>	<i>PO</i>	<i>SB</i>	<i>Team</i>	<i>Name</i>	<i>All</i>	<i>PO</i>	<i>SB</i>
42N	O'Brien M. (12)	33	0	3	AWR	Clavier A. (9)	10	0	2	FDB	Gregory E. (24)	6	0	2
42N	Ideson R. (9)	29	0	4	AWR	Edwards S. (14)	5	0	1	FDB	McClelland (3)	5	0	0
42N	Foster D. (4)	22	0	1	AWR	Johnson A. (4)	5	0	0	FDB	Cramer M. (199)	0	0	0
42N	Ahlquist S (7)	17	0	2	AWR	Wilkins F. (19)	4	0	3	JET	Stevens D. (9)	30	0	8
42N	McBride R. (8)	15	0	0	AWR	Gilson T. (12)	3	0	0	JET	Porter J. (8)	18	0	0
42N	Kessler S. (5)	11	0	3	AWR	Daum K. (199)	1	0	0	JET	Joffe M. (4)	14	0	0
42N	Rothhaar D (15)	8	0	4	AWR	Paterson A (3)	1	0	1	JET	Perkins T. (7)	12	0	1
42N	Yanca J. (6)	7	0	0	CES	Joffe E. (40)	14	0	2	JET	Crawford M (10)	9	0	0
42N	Crichton J (42)	5	0	0	CES	Klempay T. (6)	14	0	0	JET	Black S. (12)	8	0	0
42N	Foster M. (10)	2	0	0	CES	Langrock E (22)	14	0	1	JET	Bogard S. (13)	6	0	0
42N	Cieciek C. (199)	1	0	0	CES	Anday C. (8)	9	0	0	JET	Snyder J. (5)	4	0	4
AAR	Montalban (8)	19	0	10	CES	Frusti P. (7)	9	0	1	JET	Frantzeska (6)	3	0	1
AAR	Jilek J. (13)	15	0	0	CES	Nalepa A. (20)	8	0	4	JET	Roberts J. (3)	2	0	1
AAR	Bartolacci (12)	10	0	5	CES	Peal D. (27)	5	0	0	JET	Stoller C. (199)	0	0	0
AAR	Barnes P. (28)	7	0	0	CES	Stefan A. (16)	4	0	2	NPB	Baalrud S. (25)	27	0	3
AAR	Dillen K. (19)	7	0	2	CES	Copp A. (9)	2	0	2	NPB	Jefferson (19)	20	0	1
AAR	Lynn K. (40)	6	0	0	CES	O'Brien C. (5)	1	0	0	NPB	Joshi C. (12)	13	0	0
AAR	Vaughn C. (97)	6	0	2	CES	Barnes J. (199)	0	0	0	NPB	Aliff D. (8)	12	0	0
AAR	Lobdell G. (16)	3	0	0	DVY	Nilsson J. (11)	24	0	0	NPB	Holmstrom (16)	11	0	7
AAR	Schueler D (17)	1	0	0	DVY	Udager A. (20)	20	0	3	NPB	Marentette (9)	9	0	0
AAR	Greene S. (199)	0	0	0	DVY	Carlson C. (9)	18	0	0	NPB	Rouse C. (7)	9	0	0
AAR	Pokorney M (119)	0	0	0	DVY	Perry B. (7)	15	0	0	NPB	Talusan P. (24)	8	0	3
AST	Huntzicker (21)	28	0	3	DVY	Hescheles (8)	14	0	1	NPB	Erps R. (14)	5	0	1
AST	Mills J. (22)	24	0	1	DVY	Hutton C. (16)	9	0	1	NPB	Grant J. (10)	5	0	0
AST	Erps S. (9)	23	0	0	DVY	Caruso M. (17)	7	0	4	NPB	Verburg A. (199)	0	0	0
AST	Was A. (17)	16	0	2	DVY	Bourne B. (10)	5	0	6	PET	Maltese C. (13)	31	0	4
AST	Waltz S. (18)	10	0	2	DVY	Navarre G. (12)	5	0	0	PET	Wells S. (16)	24	0	1
AST	Barden A. (3)	8	0	1	DVY	Weiler M. (199)	1	0	0	PET	Allen C. (11)	21	0	2
AST	Kless J. (8)	5	0	0	DVY	Fisher J. (19)	0	0	0	PET	Peterson S (20)	17	0	2
AST	Hula A. (11)	4	0	0	FDB	Weiler C. (40)	26	0	2	PET	Opsahl Jef (19)	15	0	0
AST	DeWolfe T. (19)	2	0	0	FDB	Dickinson (18)	20	0	0	PET	Forward J. (15)	11	0	4
AST	Schroeder (4)	0	0	1	FDB	Grantham L (11)	12	0	2	PET	Pawlowski (10)	11	0	0
AST	Schroeder (199)	0	0	0	FDB	Ellies B. (14)	11	0	2	PET	Heald D. (17)	6	0	0
AWR	Hattie M. (40)	36	0	6	FDB	Oxender A. (9)	9	0	2	PET	Nesbitt R. (22)	5	0	3
AWR	Lewis J. (69)	28	0	5	FDB	Hall E. (10)	8	0	0	PET	Boutin J. (12)	4	0	0
AWR	Fitzpatric (7)	11	0	0	FDB	Sarosi M. (22)	7	0	0	PET	Parks C. (199)	0	0	0
AWR	Joffe Brya (22)	11	0	4	FDB	Blackburn (77)	6	0	0					

AAMHL Penalties by player

Winter 2025

April 7, 2026

Team	Name	Total	Category	Team	Name	Total	Category	Team	Name	Total	Category
42N	Ahquist S.	3	Hooker	AWR	Gilson T.	2	Conformist	FDB	Oxender A.	1	Conformist
42N	Cieciak C.	0	Conformist	AWR	Hattie M.	1	Conformist	FDB	Sarosi M.	1	Conformist
42N	Crichton J.	1	Conformist	AWR	Joffe Bryan	1	Conformist	FDB	Weiler C.	0	Conformist
42N	Foster D.	2	Conformist	AWR	Johnson A.	0	Conformist	JET	Black S.	1	Conformist
42N	Foster M.	0	Conformist	AWR	Lewis J.	1	Conformist	JET	Bogard S.	0	Conformist
42N	Ideson R.	0	Conformist	AWR	Paterson A.	0	Conformist	JET	Crawford M.	2	Conformist
42N	Kessler S.	0	Conformist	AWR	Wilkins F.	3	Tripper	JET	Frantzeskakis P	1	Conformist
42N	McBride R.	0	Conformist	CES	Anday C.	0	Conformist	JET	Joffe M.	0	Conformist
42N	O'Brien M.	1	Conformist	CES	Barnes J.	0	Conformist	JET	Perkins T.	0	Conformist
42N	Rothhaar D.	0	Conformist	CES	Copp A.	1	Conformist	JET	Porter J.	0	Conformist
42N	Yanca J.	0	Conformist	CES	Frusti P.	1	Conformist	JET	Roberts J.	1	Conformist
AAR	Barnes P.	0	Conformist	CES	Joffe E.	0	Conformist	JET	Snyder J.	3	Checker
AAR	Bartolacci A.	1	Conformist	CES	Klempay T.	1	Conformist	JET	Stevens D.	0	Conformist
AAR	Dillen K.	1	Conformist	CES	Langrock E.	0	Conformist	JET	Stoller C.	0	Conformist
AAR	Greene S.	0	Conformist	CES	Nalepa A.	0	Conformist	NPB	Aliff D.	2	Conformist
AAR	Jilek J.	0	Conformist	CES	O'Brien C.	0	Conformist	NPB	Baalrud S.	1	Conformist
AAR	Lobdell G.	1	Conformist	CES	Peal D.	0	Conformist	NPB	Erps R.	2	Conformist
AAR	Lynn K.	0	Conformist	CES	Stefan A.	0	Conformist	NPB	Grant J.	0	Conformist
AAR	Montalban A.	1	Conformist	DVY	Bourne B.	1	Conformist	NPB	Holmstrom E.	0	Conformist
AAR	Pokorney M.	0	Conformist	DVY	Carlson C.	0	Conformist	NPB	Jefferson D.	0	Conformist
AAR	Schueler D.	3	Hooker	DVY	Caruso M.	1	Conformist	NPB	Joshi C.	3	Tripper
AAR	Vaughn C.	2	Conformist	DVY	Fisher J.	0	Conformist	NPB	Marentette B.	1	Conformist
AST	Barden A.	0	Conformist	DVY	Hescheles D.	0	Conformist	NPB	Rouse C.	0	Conformist
AST	DeWolfe T.	2	Conformist	DVY	Hutton C.	0	Conformist	NPB	Talusan P.	0	Conformist
AST	Erps S.	2	Conformist	DVY	Navarre G.	1	Conformist	NPB	Verburg A.	0	Conformist
AST	Hula A.	2	Conformist	DVY	Nilsson J.	1	Conformist	PET	Allen C.	2	Conformist
AST	Huntzicker D.	1	Conformist	DVY	Perry B.	1	Conformist	PET	Boutin J.	0	Conformist
AST	Kless J.	1	Conformist	DVY	Udager A.	3	Hooker	PET	Forward J.	0	Conformist
AST	Mills J.	1	Conformist	DVY	Weiler M.	0	Conformist	PET	Heald D.	0	Conformist
AST	Schroeder B.	2	Conformist	FDB	Blackburn R.	1	Conformist	PET	Maltese C.	0	Conformist
AST	Schroeder D.	0	Conformist	FDB	Cramer M.	0	Conformist	PET	Nesbitt R.	2	Conformist
AST	Waltz S.	2	Conformist	FDB	Dickinson G.	0	Conformist	PET	Opsahl Jeff	4	Tripper
AST	Was A.	1	Conformist	FDB	Ellies B.	0	Conformist	PET	Parks C.	0	Conformist
AWR	Clavier A.	1	Conformist	FDB	Grantham L.	1	Conformist	PET	Pawlowski B.	1	Conformist
AWR	Daum K.	0	Conformist	FDB	Gregory E.	0	Conformist	PET	Peterson S.	0	Conformist
AWR	Edwards S.	0	Conformist	FDB	Hall E.	2	Conformist	PET	Wells S.	1	Conformist
AWR	Fitzpatrick M.	2	Conformist	FDB	McClelland J.	0	Conformist				

Points Per Game By Year

Winter 2025

April 7, 2026

Name	Points per Game per Year				Trend	Name	Points per Game per Year				Trend	Name	Points per Game per Year				Trend
	2025	2024	2023	2022	Rank		2025	2024	2023	2022	Rank		2025	2024	2023	2022	Rank
Ahlquist S.	0.67	0.63	0.92	0.73		Gilson T.	0.13	0.43	0.33	0.40		Nalepa A.	0.58	0.27	0.50	0.55	
Aliff D.	0.92	0.00	0.00	0.00		Grant J.	0.16	0.15	0.23	0.37		Navarre G.	0.13	0.24	0.13	0.34	
Allen C.	0.96	0.00	0.00	0.00		Grantham L.	0.51	0.50	0.64	0.60		Nesbitt R.	0.39	0.12	0.30	0.29	
Anday C.	0.82	0.00	0.00	0.00		Gregory E.	0.27	0.28	0.17	0.38		Nilsson J.	1.36	1.42	1.47	1.36	
Baalrud S.	1.18	1.00	0.00	0.00		Hall E.	0.53	0.85	1.00	1.00		O'Brien C.	0.27	0.45	0.27	0.38	
Barden A.	0.32	0.27	0.00	0.00		Hattie M.	1.72	0.00	0.00	0.00		O'Brien M.	1.60	1.16	1.58	1.39	
Barnes P.	0.23	0.43	0.35	0.24		Heald D.	0.27	0.32	0.18	0.18		Opsahl Jeff	0.51	0.31	0.28	0.63	
Bartolacci A.	0.77	0.58	0.00	0.00		Hescheles D.	0.74	0.70	0.57	0.58		Oxender A.	1.06	0.96	1.05	1.08	
Black S.	0.62	0.00	0.00	0.00		Holmstrom E.	0.77	0.67	0.91	0.90		Paterson A.	0.19	0.36	0.14	0.33	
Blackburn R.	0.30	0.27	0.31	0.54		Hula A.	0.18	0.13	0.19	0.00		Pawlowski B.	0.51	0.68	0.38	0.49	
Bogard S.	0.30	0.40	0.26	0.43		Huntzicker D.	1.38	1.98	1.91	1.67		Peal D.	0.19	0.15	0.19	0.20	
Bourne B.	0.79	0.83	0.94	0.00		Hutton C.	0.47	0.36	0.37	0.33	1	Perkins T.	0.94	1.12	0.98	0.72	
Boutin J.	0.31	0.35	0.13	0.47		Ideson R.	1.33	0.00	0.00	0.00		Perry B.	0.58	0.74	0.89	1.00	
Carlson C.	1.35	1.08	0.91	1.31		Jefferson D.	0.88	0.89	0.96	0.69		Peterson S.	0.69	0.95	0.70	1.42	
Caruso M.	0.61	0.00	0.00	0.00		Jilek J.	1.03	1.02	0.00	0.00		Pokorney M.	0.89	0.90	0.78	0.80	
Clavier A.	0.47	0.53	0.50	0.92		Joffe Bryan	0.53	0.60	0.00	0.00		Porter J.	1.06	0.73	1.29	1.16	
Copp A.	0.29	0.42	0.19	0.21		Joffe E.	1.03	1.41	1.02	1.16		Roberts J.	0.23	0.21	0.37	0.73	
Crawford M.	0.90	0.63	1.07	0.82		Joffe M.	0.57	0.78	0.59	1.10		Rothhaar D.	0.48	0.00	0.00	0.00	
Crichton J.	0.27	0.33	0.12	0.48		Johnson A.	0.18	0.14	0.16	0.18		Rouse C.	0.31	0.20	0.37	0.30	
DeWolfe T.	0.29	0.58	0.54	0.49		Joshi C.	0.68	0.00	0.00	0.00		Sarosi M.	0.33	0.29	0.42	0.30	
Dickinson G.	1.42	1.08	0.83	1.39		Kessler S.	0.50	0.39	0.25	0.52		Schroeder B.	0.06	0.00	0.00	0.00	
Dillen K.	0.48	0.46	0.00	0.53		Klempay T.	1.03	0.00	0.00	0.00		Schueler D.	0.19	0.36	0.33	0.50	
Edwards S.	0.32	0.23	0.68	0.59		Kless J.	0.31	0.36	0.48	0.38		Snyder J.	0.26	0.00	0.00	0.00	
Ellies B.	0.55	0.53	0.69	0.71		Langrock E.	0.58	0.63	0.35	0.00		Stefan A.	0.40	0.35	0.05	0.26	
Erps R.	0.21	0.16	0.19	0.30		Lewis J.	1.14	0.00	0.00	0.00		Stevens D.	1.48	1.40	1.20	1.33	
Erps S.	1.00	1.41	1.33	1.34		Lobdell G.	0.17	0.28	0.19	0.32		Talusan P.	0.51	0.16	0.47	0.31	
Fisher J.	0.03	0.09	0.12	0.12		Lynn K.	0.25	0.24	0.00	0.00		Udager A.	0.70	0.66	0.73	0.00	
Fitzpatrick M.	0.43	0.66	0.76	1.05		Maltese C.	1.36	1.39	1.77	0.00		Vaughn C.	0.35	0.85	0.41	1.23	
Forward J.	0.70	0.29	0.53	0.43		Marentette B.	1.00	0.00	0.00	0.00		Waltz S.	0.52	0.46	0.32	0.66	
Foster D.	0.87	0.78	1.03	1.23		McBride R.	0.66	0.53	0.54	0.67		Was A.	0.86	0.00	0.00	0.00	
Foster M.	0.19	0.25	0.22	0.24		McClelland J.	0.30	0.34	0.23	0.25		Weiler C.	1.14	1.15	0.98	1.00	
Frantzeskakis P.	0.39	0.38	0.24	0.42		Mills J.	1.09	0.00	0.00	0.00		Wells S.	0.97	1.11	0.57	0.94	
Frusti P.	0.90	1.12	1.82	1.42		Montalban A.	1.18	1.38	1.68	0.00		Wilkins F.	0.22	0.09	0.33	0.26	
												Yanca J.	0.78	0.00	0.00	0.00	

Trend Rank = A rank of the players with an increasing rate of the number of points per game per year over the last 5 years.

The rank number is based on the slope of a least-square linear fit to the last five years of points per game data for each player.

The lower the rank number the greater the rate of increase in points per game per year.

The quality of the fit (coefficient of determination) must be greater than 0.4 to be assigned a rank

Player points since 2006

Winter 2025

April 7, 2026

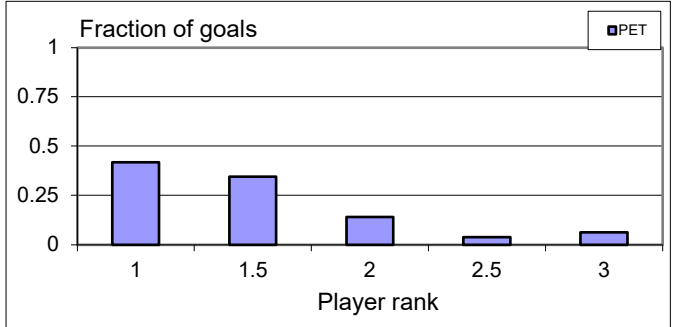
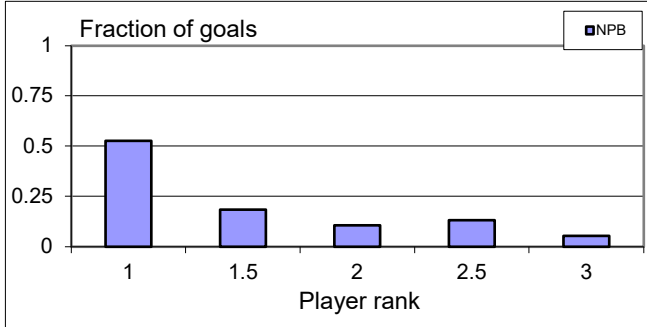
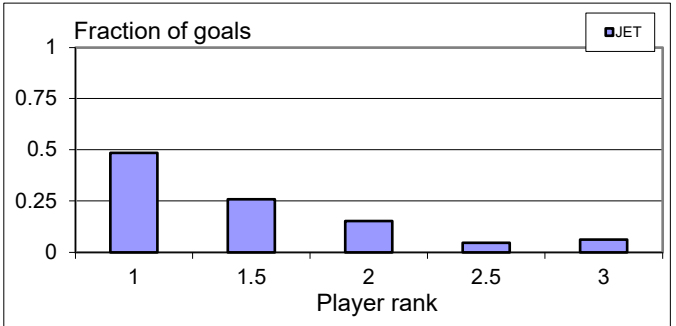
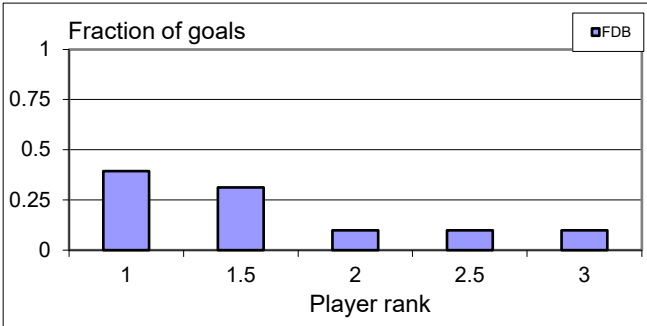
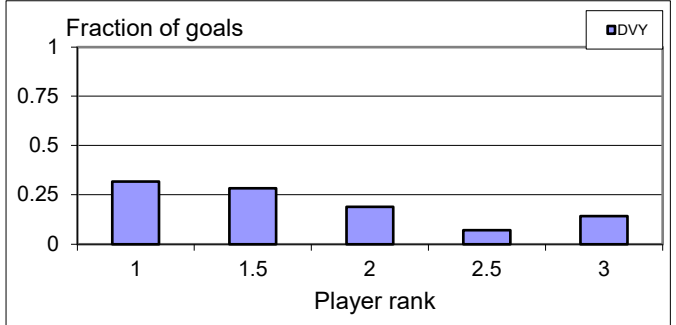
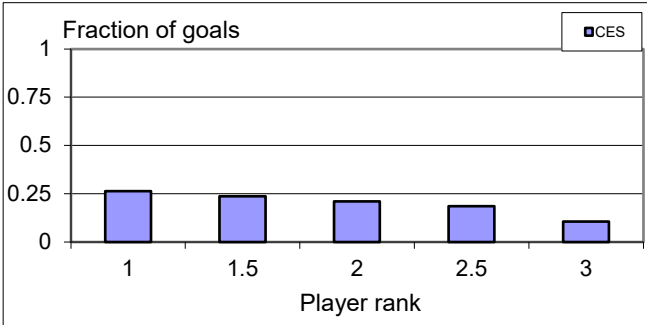
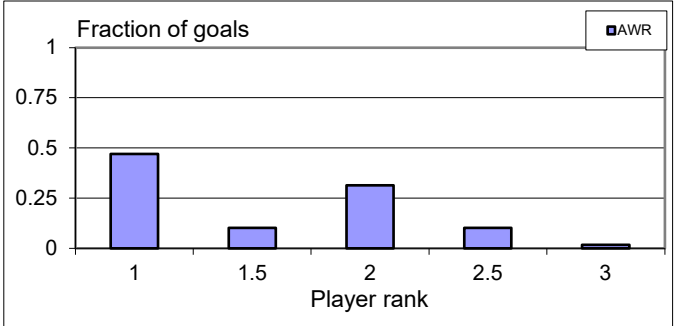
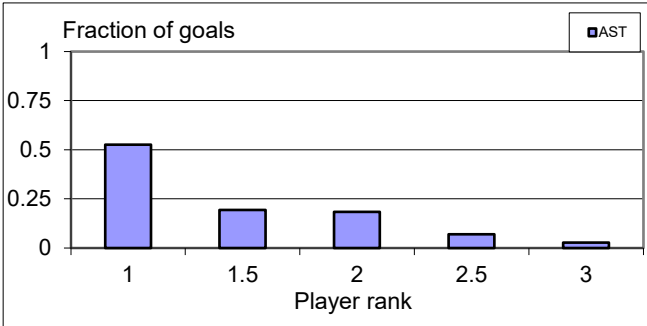
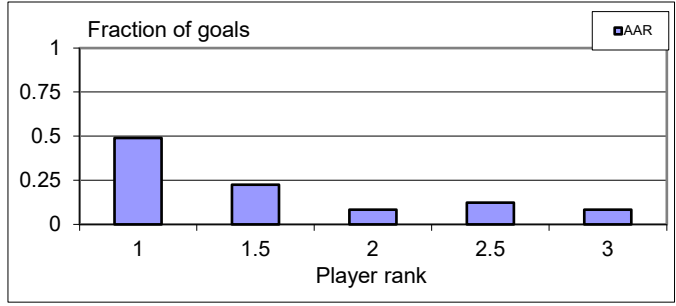
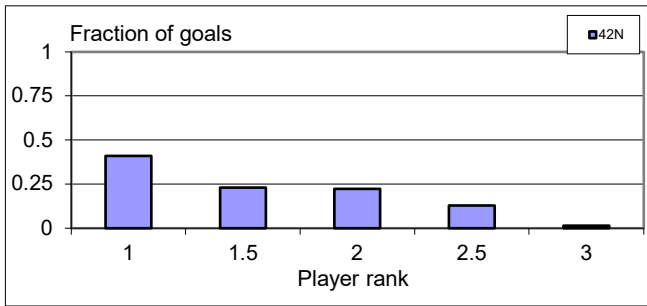
Name	Games	Goals	Asists	Points/Game	Name	Games	Goals	Asists	Points/Game	Name	Games	Goals	Asists	Points/Game
Ahlquist S.	223	71	92	0.73	Gilson T.	556	134	185	0.57	Nilsson J.	152	110	105	1.41
Aliff D.	12	9	3	1.00	Grant J.	196	10	44	0.28	O'Brien C.	404	46	163	0.52
Allen C.	17	13	8	1.24	Grantham L.	861	411	425	0.97	O'Brien M.	398	336	333	1.68
Anday C.	10	5	4	0.90	Greene S.	394	0	0	0.00	Opsahl Jeff	435	209	222	0.99
Baalrud S.	56	45	19	1.14	Gregory E.	330	59	110	0.51	Oxender A.	189	97	87	0.97
Barden A.	63	8	9	0.27	Hall E.	285	170	143	1.10	Parks C.	167	0	6	0.04
Barnes J.	698	0	14	0.02	Hattie M.	38	25	45	1.84	Paterson A.	286	34	74	0.38
Barnes P.	932	219	371	0.63	Heald D.	242	14	50	0.26	Pawlowski B.	258	89	70	0.62
Bartolacci A.	72	30	21	0.71	Hescheles D.	256	95	84	0.70	Peal D.	484	44	98	0.29
Black S.	12	2	6	0.67	Holmstrom E.	347	205	148	1.02	Perkins T.	251	135	113	0.99
Blackburn R.	334	78	107	0.55	Hula A.	112	6	13	0.17	Perry B.	589	302	413	1.21
Bogard S.	816	252	284	0.66	Huntzicker D.	385	467	287	1.96	Peterson S.	387	157	202	0.93
Bourne B.	71	22	37	0.83	Hutton C.	250	56	60	0.46	Pokorney M.	813	592	462	1.30
Boutin J.	728	176	263	0.60	Ideson R.	31	20	24	1.42	Porter J.	199	160	97	1.29
Carlson C.	238	190	134	1.36	Jefferson D.	191	96	79	0.92	Roberts J.	476	96	188	0.60
Caruso M.	16	3	4	0.44	Jilek J.	71	43	32	1.06	Rothhaar D.	16	3	5	0.50
Cieciak C.	451	1	10	0.02	Joffe Bryan	80	22	23	0.56	Rouse C.	212	16	45	0.29
Clavier A.	350	141	158	0.85	Joffe E.	457	428	259	1.50	Sarosi M.	785	181	225	0.52
Copp A.	413	23	156	0.43	Joffe M.	460	238	308	1.19	Schroeder B.	15	0	0	0.00
Cramer M.	202	0	1	0.00	Johnson A.	778	15	153	0.22	Schroeder D.	624	2	6	0.01
Crawford M.	203	88	97	0.91	Joshi C.	19	6	7	0.68	Schueler D.	616	86	211	0.48
Crichton J.	804	251	288	0.67	Kessler S.	397	82	96	0.45	Snyder J.	19	2	2	0.21
Daum K.	60	1	0	0.02	Klempay T.	31	15	17	1.03	Stefan A.	430	60	80	0.33
DeWolfe T.	434	167	184	0.81	Kless J.	511	79	130	0.41	Stevens D.	217	174	135	1.42
Dickinson G.	143	97	65	1.13	Langrock E.	93	18	33	0.55	Stoller C.	195	0	0	0.00
Dillen K.	99	20	26	0.46	Lewis J.	21	19	9	1.33	Talusan P.	151	24	29	0.35
Edwards S.	235	30	73	0.44	Lobdell G.	356	58	93	0.42	Udager A.	122	32	59	0.75
Ellies B.	321	115	108	0.69	Lynn K.	76	8	11	0.25	Vaughn C.	319	137	116	0.79
Erps R.	364	30	75	0.29	Maltese C.	95	81	58	1.46	Verburg A.	218	0	0	0.00
Erps S.	791	660	505	1.47	Marentette B.	8	5	4	1.13	Waltz S.	222	63	51	0.51
Fisher J.	746	13	155	0.23	McBride R.	195	61	71	0.68	Was A.	18	6	10	0.89
Fitzpatrick M.	503	255	214	0.93	McClelland J.	894	110	297	0.46	Weiler C.	166	92	86	1.07
Forward J.	707	244	323	0.80	Mills J.	20	15	9	1.20	Weiler M.	86	0	1	0.01
Foster D.	522	341	266	1.16	Montalban A.	95	63	63	1.33	Wells S.	194	113	74	0.96
Foster M.	503	40	97	0.27	Nalepa A.	226	30	70	0.44	Wilkins F.	179	22	29	0.28
Frantzeskakis P.	742	86	228	0.42	Navarre G.	634	165	178	0.54	Yanca J.	9	2	5	0.78
Frusti P.	214	190	123	1.46	Nesbitt R.	193	18	53	0.37					

*Games = Total number of possible games played starting in September 2006 including games played as a substitute.

Goals by Ranking

Winter 2025

April 7, 2026



Goals are normalized by the number of players at each rank level.