




All-Star Membership Guide



Welcome!

No matter where you're at in the recruiting process, your Team Edition All-Star Membership equips you with the tools and information you need, when you need it. This digital, year-long membership will help you build a competitive profile and discover new college connections, all while getting in-depth recruiting education.

Your Profile

Your recruiting starts with your NCSA profile. Think of it like a sports resume that highlights your athletic and academic achievements. Before a college coach heads to an event, showcase or tournament, they evaluate recruits online first. Even after, they track a student-athlete's progress and continue to evaluate them. That's why it's important to provide coaches with a competitive profile.

Get Your College Matches

Our recruit match technology is designed to find your best college fit. We'll help you narrow down your choices by recommending schools that are an exceptionally great match for you. That way, you can spend your time researching the ones that matter most to you.

Connect with Coaches

Your membership provides you with tools that not only allow you to connect with coaches directly, but also teach you the most effective ways to make a memorable impression.

Make a Game Plan

Your Path to College details the step-by-step actions you need to take throughout your recruiting journey, and even though you're enrolled in a digital product, you can still get advice directly from a Recruiting Coach by registering for online workshops.

How to Reach Us

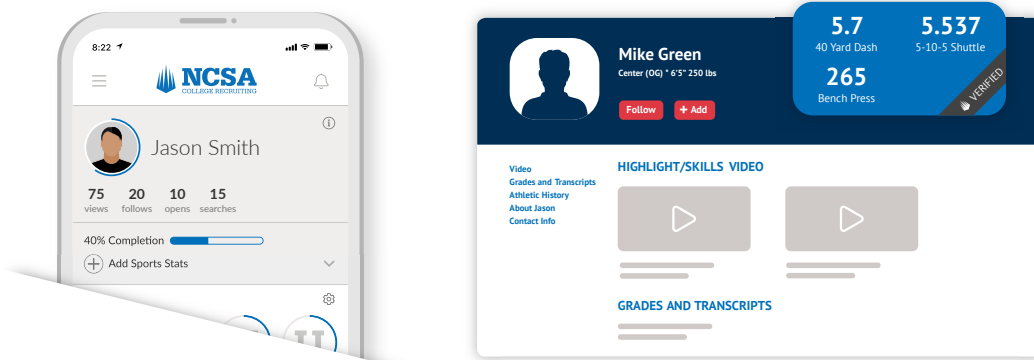
Team Edition

Email: TeamEdition@ncsasports.org

Phone: 312-999-6176

Build Your NCSA Profile

College coaches evaluate student-athletes before and after events, showcases and tournaments. This is where your online profile comes in. A competitive NCSA profile can put you on a college coach's radar, and it can also help you find programs that are a great fit.



NCSA profiles with a transcript get **17 times** more coach views than those without, and profiles with a video get **12 times** more coach views.

Easy to Manage and Update

Simply click the “Edit Profile” tab on your account to complete your profile. We suggest starting with your basic information, such as your position, high school, height and GPA. Because of NCAA requirements, you must complete those fields first before coaches can start viewing your profile.

Then, tackle the aspects that really set you apart.

Video: Coaches want to evaluate recruits online first to see if they're worth a second look. Upload your highlight video directly from your computer (or your phone if you're using the app), or copy and paste a link to YouTube or Hudl. You can upload six videos total. NCSA also offers professional video editing services, if you need help creating a highlight film. To learn more, just call 877-845-6272.

Athletics: Make it easy for coaches to see your achievements. Add your high school and/or club team, any coach references you have, your height and weight, key stats, and events, like camps or tournaments you're attending.

Academics: Remember that coaches look for student-athletes. Including your GPA, transcript and ACT or SAT test scores shows coaches that you're likely to be accepted into their university and be academically eligible.

Preferences: Tell us more about what you're looking for in a program. You can pick locations you're interested in, school size, college majors and more. If you aren't quite sure what your preferences are just yet, that's okay—you can always update them later. We take these factors into consideration when calculating your match percentages, so including them will make your College Matches that much more accurate.

Profile Must-Haves:

1. Video
2. Transcript
3. Profile Picture
4. Basic info: name, sport, position, key stats, high school or club teams, grad year and GPA
5. Personal statement

Basketball and football players also need to include at least **one key stat**.

Not ready to upload a highlight video just yet? Don't worry. You can access video guidelines in your NCSA account that walk through getting footage and creating your video.

Discover Your College Matches

How It Works

Our proprietary algorithm searches programs across the country to narrow down your results by schools that meet your **academic** interests, **athletic** needs and personal **preferences**. You'll receive a customized list of colleges that are an **exceptionally great match for you**.

Academics

While your GPA and test scores help us determine where you should apply, your academic interests, such as your college major, gives us insight into the best setting for you.

Athletics

Whenever you upload a highlight video or provide new key stats, your current coach can conduct an athletic evaluation and then we'll update your list of recommended schools. You can receive your match percentages without a video, but they may be more accurate if you have one.

Preferences

There are a lot of factors to consider when picking a college and we break down some of the big ones—like campus life, location and size—to help you figure out what's most important to you.

College Coach Preferences

Our algorithm collects data from college coaches, including criteria they need to fill a roster spot, and we compare these preferences to your information when calculating your match percentages.

How to Get Matched

To receive a list of college matches, upload your key stats or a highlight film, and complete the "Find Your College Fit" drill found under your NCSA University Tab. You can find your college matches in your NCSA account under the "My Colleges" tab in "My Top Matches." You'll notice every college has a match percentage next to it—we recommend focusing on schools that are over 70 percent.

What's Next?

You can use this list as a tool to discover new opportunities and see how well you qualify for schools nationwide. Create your own list of target schools and manage your top choices by adding them to your "Favorites" tab. Plus, as a part of your Team Edition All-Star Membership, your current coach can view your list of recommended schools. That means you can work together to identify the best programs and reach out to college coaches. This additional level of support is to ensure you're always progressing in your recruiting.

89%



UNIVERSITY OF ILLINOIS

NCAA 1-A • Champaign, IL

This school meets your college **enrollment size** preference.

75%



UNIVERSITY OF HAWAII AT MANOA

NCAA 1-A • Honolulu, HI

You have indicated that you want a school located in **Hawaii**.

Connect With Coaches

If there's one thing experts agree on, it's that student-athletes need to be proactive in the recruiting process. Most college coaches evaluate recruits online, in addition to watching them compete at an event, showcase or tournament. Here are a few ways your account helps you reach out to college coaches.

Finding Coaches Who Are Interested

Your **Coach Activity Report**, under the “My Colleges” tab on your account, is the best way to see who's interested in you and tracking your progress. You can check out exactly which coach viewed or followed your profile, opened your email, or saw your information appear in a search result. Your current club or high school coach also has access to this information in your profile and can help you maximize your opportunities by suggesting which coaches to contact.

If haven't received coach interest yet, you can visit the “Find Colleges” tab in your account to build a list of target schools. Here, you can access a College Search Map and filter by a variety of criteria, such a division, location and tuition. This is a great place to start looking when you want to explore your college options.

Email

Once you're ready to email a college coach, simply visit your **Message Center**. When you enrolled in your NCSA membership, you received a unique email address that allows you to message coaches directly from your account. Just search by school name and select the coach you want to email.

Not sure when to reach out, or what to say? Your **NCSA University** breaks it down for you and even provides a template to use. You can also learn more by signing up for our **Coach Communications** online workshops.

Social Media



Beyond athletics and academics, coaches want to know who you are. Your Twitter, Facebook and Instagram accounts are great platforms to showcase all the diverse facets of your personality. Make it easy for coaches to follow you by adding your social media information to your profile: Click on “My Information” under “Edit My Profile.”

Calling Coaches

Talking to a coach is an important step in your recruiting and **NCSA University** will help you prepare for these conversations and show you the best times to call.



Before You Begin Contacting Coaches

- Take the NCSA University drills under “Talk to Coaches”
- Sign up for Coach Communications workshops found under “Recruiting Classes” in the “NCSA University” tab
- Complete your profile and receive your college matches

James Madison University
 NCAA 1 • Easton, PA
 Coach Scott searched for athletes like you 1 day ago

55%	10	13	3	2
MATCH	VIEWS	SEARCHES	FOLLOWS	OPENED

University of Michigan
 NCAA 1 • Ann Arbor, MI
 Coach Brown searched for athletes like you 2 day ago

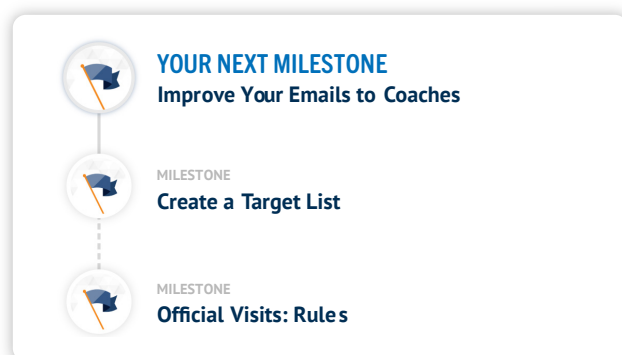
65%	8	10	2	5
MATCH	VIEWS	SEARCHES	FOLLOWS	OPENED

Make a Game Plan

Throughout your recruiting journey, your NCSA account will help you manage your recruiting and provide the education you need to put your best foot forward.

Recruiting Education

From communicating with coaches to academic eligibility, there's a lot to learn about how recruiting works. Consider **NCSA University** your go-to educational guide. When you click on this tab, you will see your **Path to College**, which outlines exactly what steps to take next and calls out major milestones you should celebrate. Plus, you can take educational drills that are quick, easy and fun.



Online Workshops

When you're looking for advice from a seasoned expert, we recommend checking out our online workshops, located under "NCSA University" in the "Recruiting Classes" tab. Our Recruiting Coaches host workshops every day at different times on a variety of topics, from coach communications to applications and admissions. At the end of every workshop, they answer questions from families, so you always leave feeling prepared for what's to come.

Managing Your Recruiting

The big moments in recruiting—like going on a visit or meeting with a coach—are only a small portion of the entire process. Many student-athletes don't realize that the majority of work they need to do revolves around managing their recruiting. This means researching schools, creating and redefining your target list, keeping track of coach communications, and updating coaches periodically. Your NCSA account simplifies these tasks by providing your College Matches, Coach Activity Report, Path to College, and online workshops. Don't forget to loop in your current coach, too, as you continue to manage your recruiting. Because they have access to your recommended colleges and coach connections, they'll be a valuable source for you throughout your recruiting process.

NCSA offers a variety of options, from one-time purchases to lifetime memberships, where you can receive personalized advice and a tailored game plan at every point in your recruiting. If you think you'd benefit from further guidance from a seasoned expert, you can **contact member support at 877-845-6272** to learn more.

First Steps:

- Complete your profile
- Sign up for the Rookie Orientation online recruiting workshop under "Recruiting Classes" in the "NCSA University" tab
- Take the "Intro" drills under NCSA University