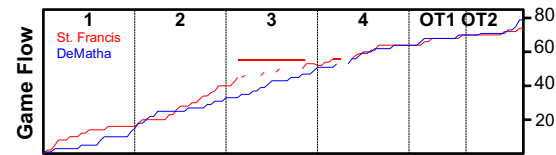


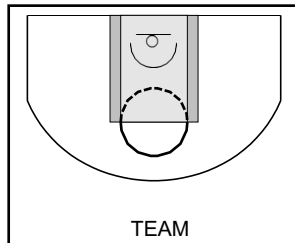
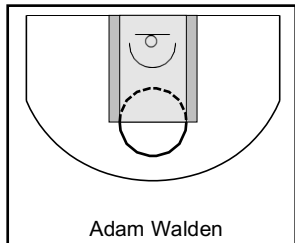
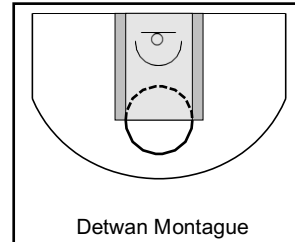
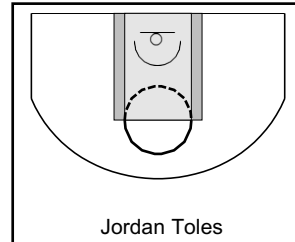
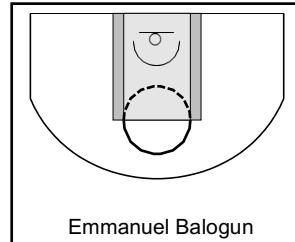
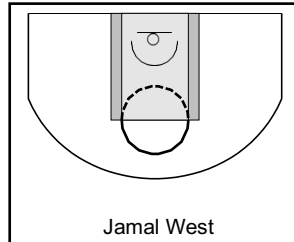
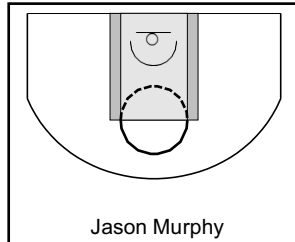
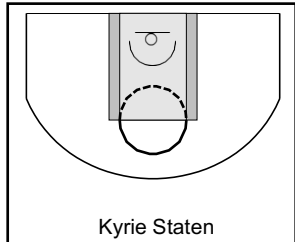
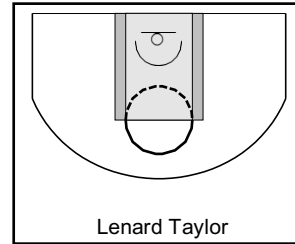
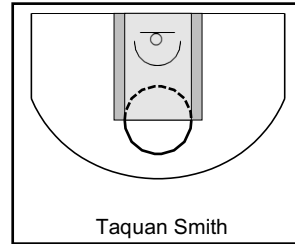
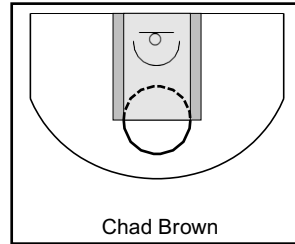
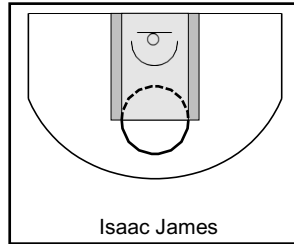
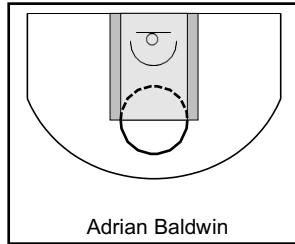
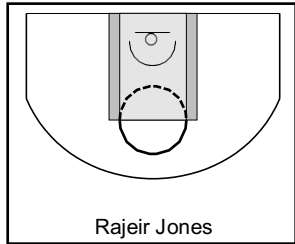
St. Francis

ACIT Game #2

	1	2	3	4	OT1	OT2	T
St. Francis	16	24	12	12	6	4	74
DeMatha	13	18	18	15	6	9	79



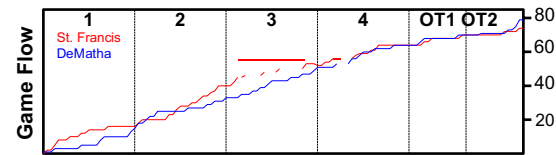
#	Name	G	MIN	PTS	FGM	FGA	FG%	2PM	2PA	2P%	3PM	3PA	3P%	FTM	FTA	FT%	OREB	DREB	REB	AST	STL	DFL	BLK	TO	PF	PM	CHG	A/T	GmSc
0	Rajeir Jones	1	39	28	9	25	0.360	5	13	0.385	4	12	0.333	6	8	0.750	2	1	3	-	-	-	-	3	4	-4	-	0.0	10.4
1	Adrian Baldwin	-	-	0	0	0	-	-	-	-	-	-	-	-	-	-	-	-	0	-	-	-	-	-	-	-	-	-	-
3	Isaac James	1	25	2	1	6	0.167	1	6	0.167	-	-	-	-	-	-	1	6	7	-	-	-	-	2	1	-13	-	0.0	-1.7
4	Chad Brown	1	40	3	1	5	0.200	1	3	0.333	-	2	0.000	1	1	1.000	1	1	2	-	3	-	-	1	4	-5	-	0.0	1.3
5	Taquan Smith	-	-	0	0	0	-	-	-	-	-	-	-	-	-	-	-	-	0	-	-	-	-	-	-	-	-	-	-
11	Lenard Taylor	-	-	0	0	0	-	-	-	-	-	-	-	-	-	-	-	-	0	-	-	-	-	-	-	-	-	-	-
12	Kyrie Staten	1	4	0	0	2	0.000	-	2	0.000	-	-	-	-	-	-	-	-	0	-	1	-	-	1	-	-6	-	0.0	-1.4
13	Jason Murphy	1	15	6	3	4	0.750	3	4	0.750	-	-	-	-	-	-	3	-	3	-	-	-	-	-	5	-4	-	-	4.5
20	Jamal West	1	39	15	5	10	0.500	4	8	0.500	1	2	0.500	4	7	0.571	2	8	10	1	-	-	1	1	3	-2	-	1.0	11.8
22	Emmanuel Balogun	-	-	0	0	0	-	-	-	-	-	-	-	-	-	-	-	-	0	-	-	-	-	-	-	-	-	-	-
23	Jordan Toles	1	42	20	8	20	0.400	8	17	0.471	-	3	0.000	4	6	0.667	1	1	2	3	-	-	-	2	3	-10	-	1.5	8.3
30	Detwan Montague	1	5	0	0	0	-	-	-	-	-	-	-	-	-	-	-	1	1	-	-	-	-	-	3	-1	-	-	-0.9
32	Adam Walden	1	6	0	0	0	-	-	-	-	-	-	-	-	-	-	-	4	4	-	-	-	-	-	1	-5	-	-	0.8
	TEAM	-	-	0	0	0	-	-	-	-	-	-	-	-	-	-	-	-	0	-	-	-	-	-	-	-	-	-	-
	TOTALS	1	32	74	27	72	0.375	22	53	0.415	5	19	0.263	15	22	0.682	10	22	32	4	4	-	1	10	24	-5	-	0.4	33.1



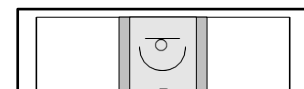
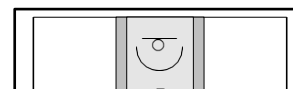
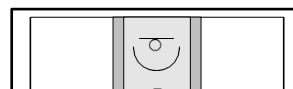
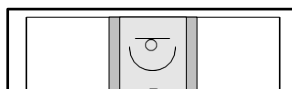
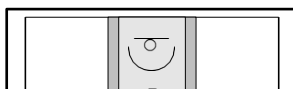
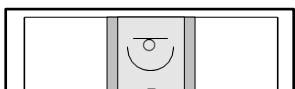
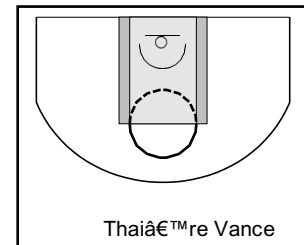
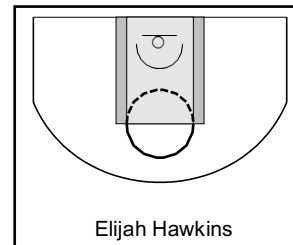
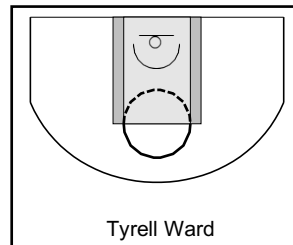
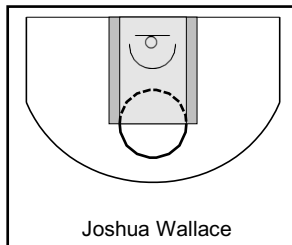
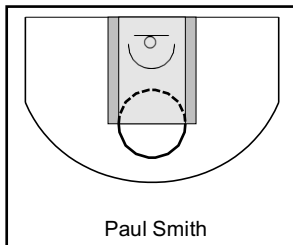
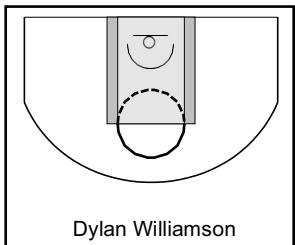
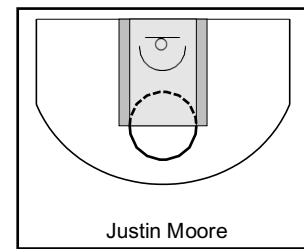
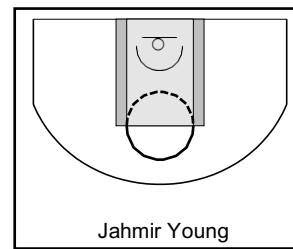
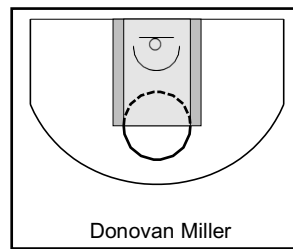
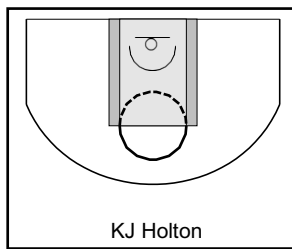
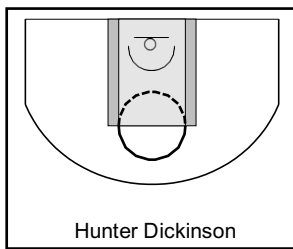
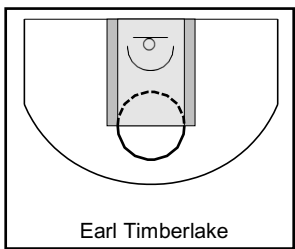
DeMatha

ACIT Game #2

	1	2	3	4	OT1	OT2	T
St. Francis	16	24	12	12	6	4	74
DeMatha	13	18	18	15	6	9	79



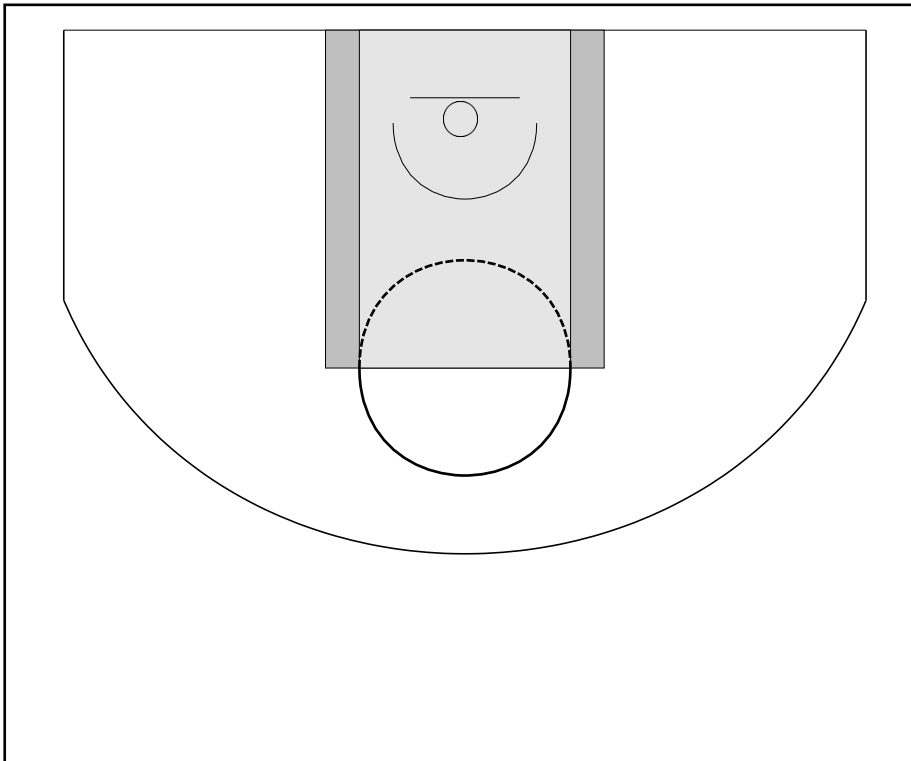
#	Name	G	MIN	PTS	FGM	FGA	FG%	2PM	2PA	2P%	3PM	3PA	3P%	FTM	FTA	FT%	OREB	DREB	REB	AST	STL	DFL	BLK	TO	PF	PM	CHG	A/T	GmSc
0	Earl Timberlake	1	36	10	4	8	0.500	4	6	0.667	-	2	0.000	2	2	1.000	2	4	6	2	1	-	-	5	5	5	-	0.4	4.0
1	Hunter Dickinson	1	38	24	7	17	0.412	7	16	0.438	-	1	0.000	10	13	0.769	3	11	14	-	-	-	4	3	3	13	-	0.0	17.7
2	KJ Holton	1	6	0	0	2	0.000	-	2	0.000	-	-	-	-	-	-	1	1	2	1	-	-	-	-	3	-	-	0.3	
3	Donovan Miller	1	2	0	0	0	-	-	-	-	-	-	-	-	-	-	-	-	0	-	-	-	-	1	2	-	-	-0.4	
4	Jahmir Young	1	40	24	10	20	0.500	10	15	0.667	-	5	0.000	4	5	0.800	3	1	4	3	4	1	-	-	2	7	-	-	21.3
5	Justin Moore	1	40	15	4	14	0.286	2	6	0.333	2	8	0.250	5	6	0.833	4	4	8	2	2	-	-	1	1	16	-	2.0	12.4
10	Dylan Williamson	-	-	0	0	0	-	-	-	-	-	-	-	-	-	-	-	-	0	-	-	-	-	-	-	-	-	-	-
11	Paul Smith	1	8	0	0	1	0.000	-	1	0.000	-	-	-	-	-	-	-	1	1	-	-	-	-	3	-	-	-	-1.6	
12	Joshua Wallace	-	-	0	0	0	-	-	-	-	-	-	-	-	-	-	-	-	0	-	-	-	-	-	-	-	-	-	-
15	Tyrell Ward	1	3	0	0	1	0.000	-	-	-	-	1	0.000	-	-	-	-	-	0	-	-	-	-	-	-	-6	-	-	-0.7
20	Elijah Hawkins	1	3	0	0	0	-	-	-	-	-	-	-	-	-	-	-	-	0	-	-	-	-	1	-	-3	-	0.0	-1.0
21	Thai™re Vance	-	-	0	0	0	-	-	-	-	-	-	-	-	-	-	-	-	0	-	-	-	-	-	-	-	-	-	-
22	Nick Mulvey	-	-	0	0	0	-	-	-	-	-	-	-	-	-	-	-	-	0	-	-	-	-	-	-	-	-	-	-
23	Carsten Kogelnik	1	26	3	1	4	0.250	1	1	1.000	-	3	0.000	1	1	1.000	-	1	1	1	-	-	-	1	3	-4	-	1.0	-0.6
24	Anthony Perry	-	-	0	0	0	-	-	-	-	-	-	-	-	-	-	-	-	0	-	-	-	-	-	-	-	-	-	-
32	Steve Settle	1	13	3	1	4	0.250	-	1	0.000	1	3	0.333	-	-	-	-	3	3	-	-	-	-	-	-	17	-	-	1.5
33	Jerrrell Roberson	-	-	0	0	0	-	-	-	-	-	-	-	-	-	-	-	-	0	-	-	-	-	-	-	-	-	-	-
34	Bobby Hill Jr	-	-	0	0	0	-	-	-	-	-	-	-	-	-	-	-	-	0	-	-	-	-	-	-	-	-	-	-
42	Joshua Walker	-	-	0	0	0	-	-	-	-	-	-	-	-	-	-	-	-	0	-	-	-	-	-	-	-	-	-	-
44	Will Reynolds	-	-	0	0	0	-	-	-	-	-	-	-	-	-	-	-	-	0	-	-	-	-	-	-	-	-	-	-
	TEAM	-	-	0	0	0	-	-	-	-	-	-	-	-	-	-	-	-	0	-	-	-	-	-	-	-	-	-	-
	TOTALS	1	32	79	27	71	0.380	24	48	0.500	3	23	0.130	22	27	0.815	13	26	39	9	7	1	4	11	18	5	-	0.8	52.9



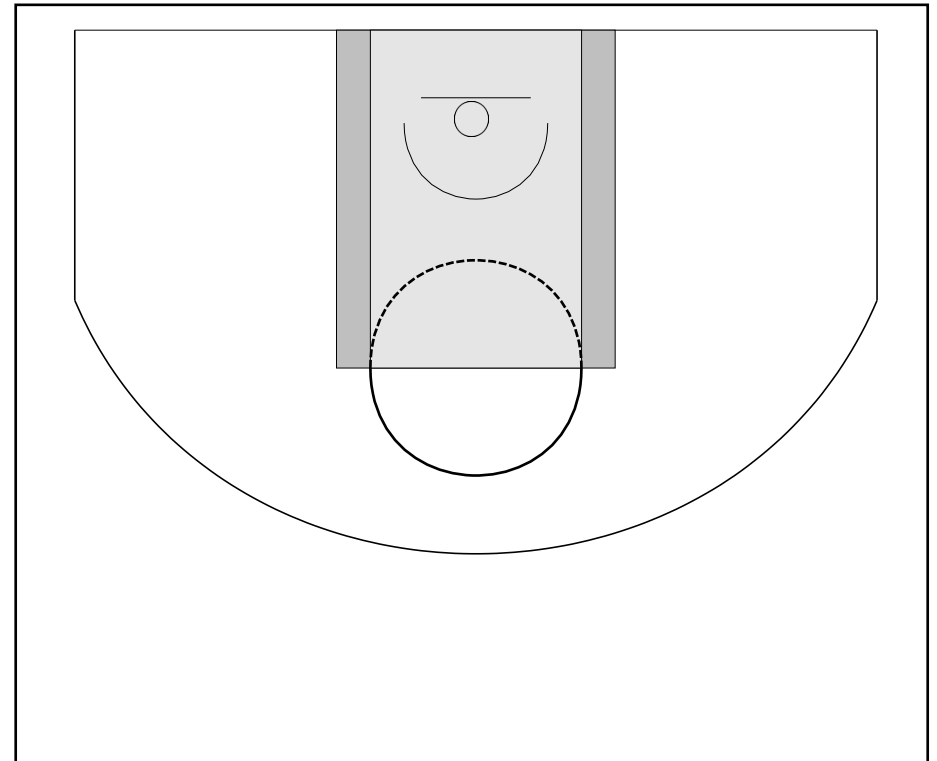
Game Summary Comparison

Statistic	St. Francis	DeMatha
Points	74	79
<i>Field Goals</i>	27 / 72	27 / 71
2 Point	22 / 53	24 / 48
3 Point	5 / 19	3 / 23
<i>Free Throws</i>	15 / 22	22 / 27
Assists	4	9
Rebounds	32	39
<i>Offensive</i>	10	13
<i>Defensive</i>	22	26
Blocks	1	4
Steals	4	7
Deflections	-	1
Turnovers	10	11
Charges Taken	-	-
Personal Fouls	24	18
Technical Fouls	-	-

St. Francis



DeMatha



St. Francis Turnovers

Period	Clock	Player	Turnover Type
1st Period	3:18	#12 Kyrie Staten	Other
1st Period	2:22	#23 Jordan Toles	Other
2nd Period	6:32	#0 Rajeir Jones	Other
3rd Period	7:51	#0 Rajeir Jones	Other
3rd Period	4:55	#20 Jamal West	Other
3rd Period	0:59	#4 Chad Brown	Other
4th Period	3:28	#3 Isaac James	Other

St. Francis Fouls

Period	Clock	Player	Foul
1st Period	7:43	#4 Chad Brown	Other (Def)
1st Period	1:54	#23 Jordan Toles	Other (Def)
1st Period	0:06	#30 Detwan Montague	Other (Def)
2nd Period	7:49	#13 Jason Murphy	Other (Def)
2nd Period	1:31	#20 Jamal West	Other (Def)
3rd Period	6:04	#4 Chad Brown	Reaching in (Def)
3rd Period	6:04	#13 Jason Murphy	Other (Def)
3rd Period	3:00	#13 Jason Murphy	Other (Def)
3rd Period	2:20	#0 Rajeir Jones	Blocking (Def)
3rd Period	2:04	#3 Isaac James	Other (Off)
4th Period	7:47	#13 Jason Murphy	Other (Def)
4th Period	6:18	#30 Detwan Montague	Other (Def)
4th Period	4:47	#30 Detwan Montague	Other (Def)
4th Period	4:18	#23 Jordan Toles	Pushing (Def)
4th Period	2:13	#13 Jason Murphy	Holding (Def)
4th Period	1:12	#20 Jamal West	Other (Def)
OT 1	3:45	#4 Chad Brown	Other (Def)
OT 1	3:22	#20 Jamal West	Other (Def)
OT 2	3:45	#0 Rajeir Jones	Other (Off)
OT 2	3:32	#32 Adam Walden	Other (Def)
OT 2	1:51	#23 Jordan Toles	Other (Off)
OT 2	1:12	#4 Chad Brown	Other (Def)
OT 2	0:11	#0 Rajeir Jones	Other (Def)
OT 2	0:08	#0 Rajeir Jones	Other (Def)

DeMatha Turnovers

Period	Clock	Player	Turnover Type
1st Period	3:45	#1 Hunter Dickinson	Other
1st Period	0:48	#0 Earl Timberlake	Other
2nd Period	4:51	#20 Elijah Hawkins	Other
2nd Period	2:01	#0 Earl Timberlake	Other
3rd Period	5:59	#23 Carsten Kogelnik	Other
3rd Period	0:51	#0 Earl Timberlake	Other
4th Period	7:21	#5 Justin Moore	Other
4th Period	1:43	#0 Earl Timberlake	Other
OT 1	2:33	#0 Earl Timberlake	Other

DeMatha Fouls

Period	Clock	Player	Foul
1st Period	3:57	#23 Carsten Kogelnik	Other (Def)
1st Period	2:10	#11 Paul Smith	Other (Def)
2nd Period	4:47	#4 Jahmir Young	Other (Def)
2nd Period	4:01	#1 Hunter Dickinson	Other (Off)
2nd Period	2:39	#1 Hunter Dickinson	Other (Off)
2nd Period	1:17	#11 Paul Smith	Other (Def)
2nd Period	1:10	#0 Earl Timberlake	Other (Def)
2nd Period	0:30	#11 Paul Smith	Other (Def)
3rd Period	6:15	#0 Earl Timberlake	Other (Def)
4th Period	4:32	#0 Earl Timberlake	Other (Def)
4th Period	4:10	#0 Earl Timberlake	Other (Def)
4th Period	3:54	#1 Hunter Dickinson	Adjustment (Added)
4th Period	1:59	#23 Carsten Kogelnik	Blocking (Def)
4th Period	0:05	#4 Jahmir Young	Other (Def)
OT 1	0:01	#0 Earl Timberlake	Other (Def)
OT 2	2:35	#3 Donovan Miller	Other (Def)
OT 2	1:27	#23 Carsten Kogelnik	Other (Def)
OT 2	0:08	#5 Justin Moore	Other (Def)