

# Why become an official?

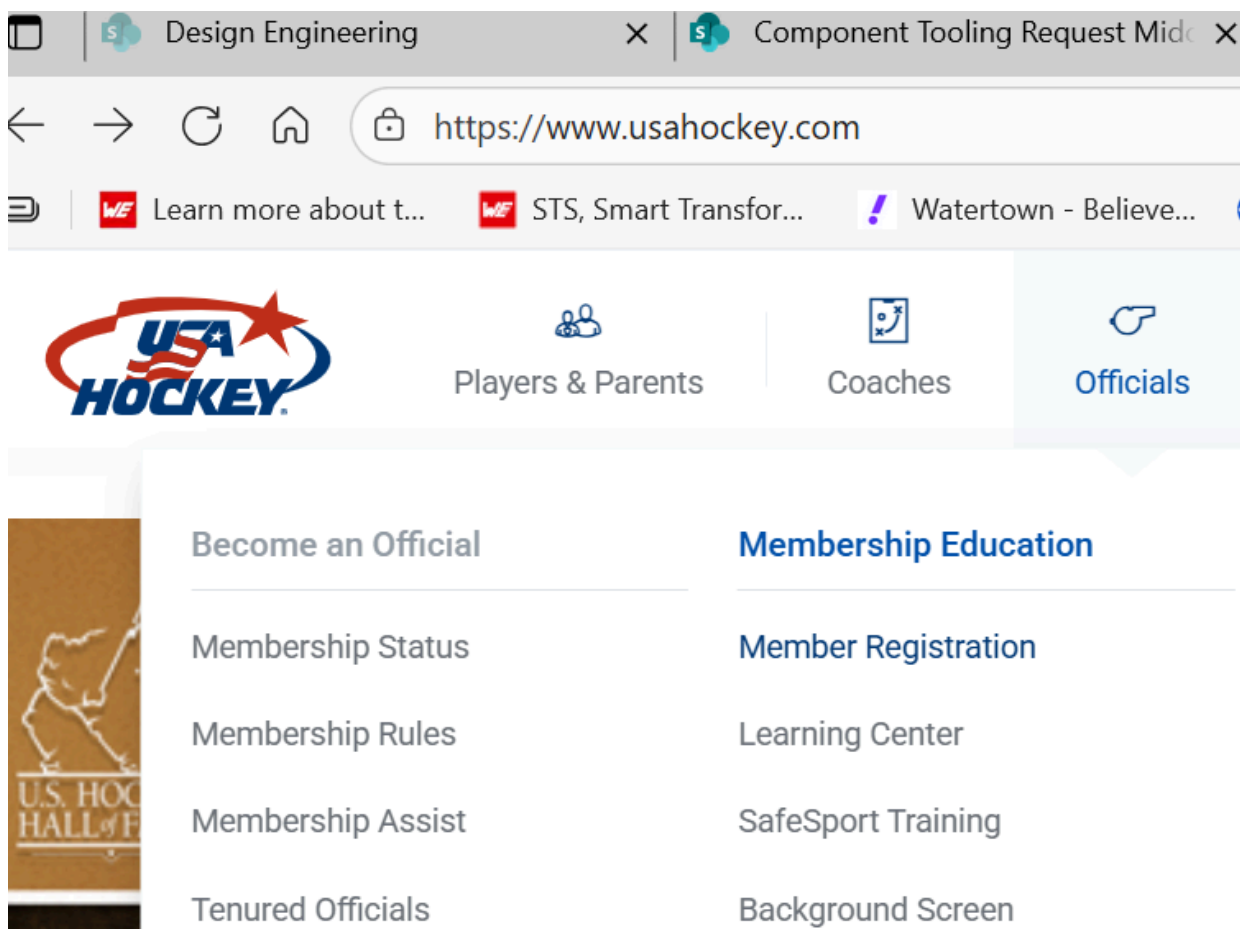
- **Helps** improve your game. Better knowledge of rules is an obvious benefit, but maybe more importantly, how you view the play on the ice. Officiating give you a chance to observe what other players and teams do well or could do better. It also helps you learn to anticipate play which in turn will help your game with puck support, positional play and improve your transition game.
- **Chance** to stay active in the game after Laker Hockey.
- **Opportunities.** Some of you may go into teaching or coaching and this is a great avenue for success, maybe even a good resume builder.
- **Professional** development – confidence in public, dealing with conflict, communication.
- A **Fun** way to exercise.
- **Impact.** You can make a difference! There is a shortage of officials in all sports and age levels across the country.
- If you're unsure of the commitment, WHA has black helmets with visors and referee sweaters available for those who have not invested in their own equipment. Acme Thunders are the best whistles, but WHA will have some plastic Fox40 ref whistles for new Level 1.
- Make some money, especially as a student, but even as a parent someday. Get your travel paid for when you go to your kids' games if you ref a few while you're in town. 2024-25 season rates below:

LEVEL	REF	LINE
Youth Varsity/JV	\$85	\$65
Girls Varsity/JV	\$85	
Bantams	\$60	\$45
Girls 14U/12U	\$45	
Pewee	\$45	
Squirts	\$35	
TRAVEL ZONES BY MILEAGE		PAY
ZONE 1: 0	\$0	
ZONE 2: 21-60	\$29	
ZONE 3: 61-120	\$58	
ZONE 4: 121-180	\$87	
ZONE 5: 180 UP	\$116	

## Let's get started:

Steps for 2025 Becoming an Official:

Registration on USA Hockey site – this is similar to registering as a player or a volunteer:



If not in high school yet, it is best to register for Level 1. It is lower cost and less course work requirements. USA Hockey will allow this for 2-3 years (or perhaps by age) before they force you to increase by a level. Save your receipt and ref number. **WHA will reimburse you once you complete your coursework to receive your crest and officiate a home game.**

You can only increase by 1 level each season. If you plan to officiate after high school, it would be wise to have your Level 3 going into your freshman year of college so you are eligible to do JV & Varsity games. If serious about continuing into college, take a look at the tenure program – it may make sense to do a L3 sooner if you have such an interest.

Fees

L1 \$55 + 10

L2 \$110 + 10

L3 \$110 +10

Once registered, you will receive a (Single Sign On) SSO number in your email with clear instructions about the next steps for creating a password. This is what the email and content will include:

USA Hockey SSO Username: ASULLI58891

Level Applied For: 3

Thank you for completing the USA Hockey Officials online application and for your involvement with our programs.

- All officials are reminded that they are required to complete a **Classroom Seminar, Playing Rules Exercise, and Modules** based on the level that you have registered for. Tenured officials do not need to complete a Classroom Seminar,
- **PLEASE NOTE:** Classroom seminars will be posted after **May 15th** with classroom seminars beginning in early June.
- The hard copy of the **2025-29 USA Hockey Official Playing Rules Book and Casebook** will be mailed to you. This information will be invaluable throughout your officiating career. Please review the contents regularly, as the importance of rule knowledge to successful officiating cannot be stressed enough. **THIS WILL BE THE BOOK THAT YOU USE FOR THE NEXT FOUR SEASONS.**
- To complete your requirements, all information will be found at the new USA Hockey Learning Center: <https://lms.usahockeylearningcenter.com>
  1. To access the new USA Hockey Learning Center, you must first use a new single sign on (SSO) process.
  2. Go to <https://lms.usahockeylearningcenter.com> and click on 'Member login' and then 'Forgot your password' which will open up the Single Sign On (SSO) process.
  3. Follow these steps:
    - Leave the Username blank and enter your primary email address (the one you used to register), click send verification code.
    - Check your email to receive a verification code from Microsoft; Subject: Member Services, USA Hockey Account email verification code.
    - Enter the verification code, make sure there are no spaces before or after the code, click on Verify Code button, continue.
    - Enter your SSO User ID (at the top of this document), continue.
    - Create a password, continue.
    - Congratulations, your account is now ready to use.
- All officials must complete **SafeSport training** (if 2008 birth year, or older). SafeSport training is accessible at the USA Hockey Learning Center.
- All officials must complete and maintain a USA Hockey-sanctioned **criminal Background Screen** if 18(+) years old on May 1, 2025. Background screens are submitted through your USA Hockey Learning Center profile.
- To access additional officiating program educational materials, including officiating procedure manuals, please go to the USA Hockey Learning Center.
- **ALL MEMBERSHIP REQUIREMENTS MUST BE COMPLETED BY DECEMBER 31, 2025.**
- Please reach out to the local supervisors in your area if you have any questions about registering. You may find the officiating page for your region by going to <https://www.usahockey.com/officiating-directory>.
- For information about USA Hockey member benefits and insurance coverage, contact [RefCourses@usahockey.org](mailto:RefCourses@usahockey.org).

You will also receive a rule/casebook in the mail. You can also download a pdf version from USA Hockey.com.

If you are 18 (or will be 18 during the upcoming season), you are required to do the background check and SafeSport training.

Everyone, regardless of age and level, is required to do the following:

1. Attend an online seminar (for which you can view the schedule and register)
2. Watch a series of online module videos
3. Complete a series of playing rules questions until you get "enough correct" (the number depends on the level).

New officials, this must be completed before you can officiate any game and the deadline is Dec. 31, 2025.

Returning officials, this must be completed before the end of 2025 to continue officiating into 2026. SDAHA Referee in chief may require an earlier completion.

Here is the first screen of an online seminar:


## Level 3/4 Requirements – Overview



- **Must complete online Membership Registration**
- **Must submit Registration Fee (\$110.00 + applicable Affiliate Fee)**
- **Must attend and complete a Level 3/4 Virtual Classroom Seminar sanctioned by USA Hockey**
- **Must complete Level 3/4 Online Modules**
- **Must complete Level 3/4 Playing Rules Exercise**
- **Must complete SafeSport training (if 2008 Birth Year, or older)**
- **Must complete and maintain a USA Hockey sanctioned criminal Background Screen if 18(+) years old on June 1, 2025**

**\*NOTE: Items in red are already, or will be, complete as of the end of this Seminar**

From the USAhockey.com officials tab, you can select Learning Center and scroll down to find the log in here:




[Players & Parents](#)

[Coaches](#)

[Officials](#)

[Team USA](#)

[More](#)

[Become A Member](#)



CLICK HERE TO ENTER THE USA HOCKEY LEARNING CENTER

Welcome!

Sign in to the USA Hockey Learning Center

For USA Hockey Members - Please click the Member Login button to access your training.

Staff may use the Staff Login button. The username and password below are for LMS Admin use only.

Username (required)

Password (required)

SIGN IN

[Forgot your password?](#)

[STAFF LOGIN](#) [MEMBER LOGIN](#)

Once you are logged in, you will see your learning center dashboard similar to below:

The dashboard shows three main sections for the 'Officiating Education Program':

- CLASSROOM SEMINAR**: Labeled 'In progress'. It shows 'L3/4 CLASSROOM SEMINARS' with a progress bar at 0% and 'EN' (English) as the language. The training type is 'ILT (Instructor-Led Training)'.
- ONLINE EDUCATION MODULES**: Labeled 'Completed'. It shows 'Level 3 Modules' with a progress bar at 100% and 'EN' as the language. The training type is 'E-learning'.
- PLAYING RULE EXERCISE**: Labeled 'Completed'. It shows 'Officials Level 3 Playing Rules Exercise' with a progress bar at 100% and 'EN' as the language. The training type is 'E-learning'.

On the right, there is a 'Need Help?' section with a link to 'Please click below to review FAQs or contact us for support.' and a red 'HELP CENTER' button.

The page title is 'L3/4 CLASSROOM SEMINARS'. Below the title, it shows 'ILT (Instructor-Led Training) • English • 0 of 1 sessions completed'.

The 'SESSION INFORMATION' tab is active. It shows 'Session events' with '0 ended events | 1 scheduled events'. The events are listed for '2025'.

The event list shows a 'Level 3/4 Seminar' on 'Mon 15 Sep' with two time slots: '09/15/2025, 06:00 pm - 09:00 pm (GMT -06:00) America/Denver' and '09/15/2025, 07:00 pm - 10:00 pm (GMT -05:00) America/Chicago'. The event is 'Online | Zoom Meeting | 1 instructor | 3h'.

On the right, there is a 'Course upcoming events' section showing the 'Level 3/4 Seminar' with the message 'The event is starting in 9 minutes 51 seconds' and a red 'JOIN' button.

Once registered for an online seminar, you will receive a message confirming the class and later another that has a link to the seminar.

The link to the online seminar does not come until 10 minutes before the class starts.

You can also navigate to the seminar and the join button (shown below) will appear if you refresh within 10 minutes of the scheduled course start.

This is an identical copy of the previous screenshot, showing the 'L3/4 CLASSROOM SEMINARS' page with the 'JOIN' button visible.

Notes:

- Level 1 can do Mite, Squirt, Pee wee or Bantam games, but the referee should be at least 1 age group older than the age group being officiated.
- Officials can only advance 1 level per year.
- Level 3 is required to officiate Varsity games.

WHA has sweaters, helmets with visors and whistles available. If you are under 18, you will need a neck guard.

**We want you to succeed and request that each first year Level 1 joins at least two Mite/Squirt scrimmage sessions before signing up for your first Squirt game.**

Mentorship is available for your first squirt and first next age level game.

SDAHA schedule access:

Officials Schedule ([sdaha.org](http://sdaha.org)) (Available after Nov. 1)

Account setup and login using official number – the process confirms mailing address for payment and sets any games you may have conflict officiating such as a sibling.